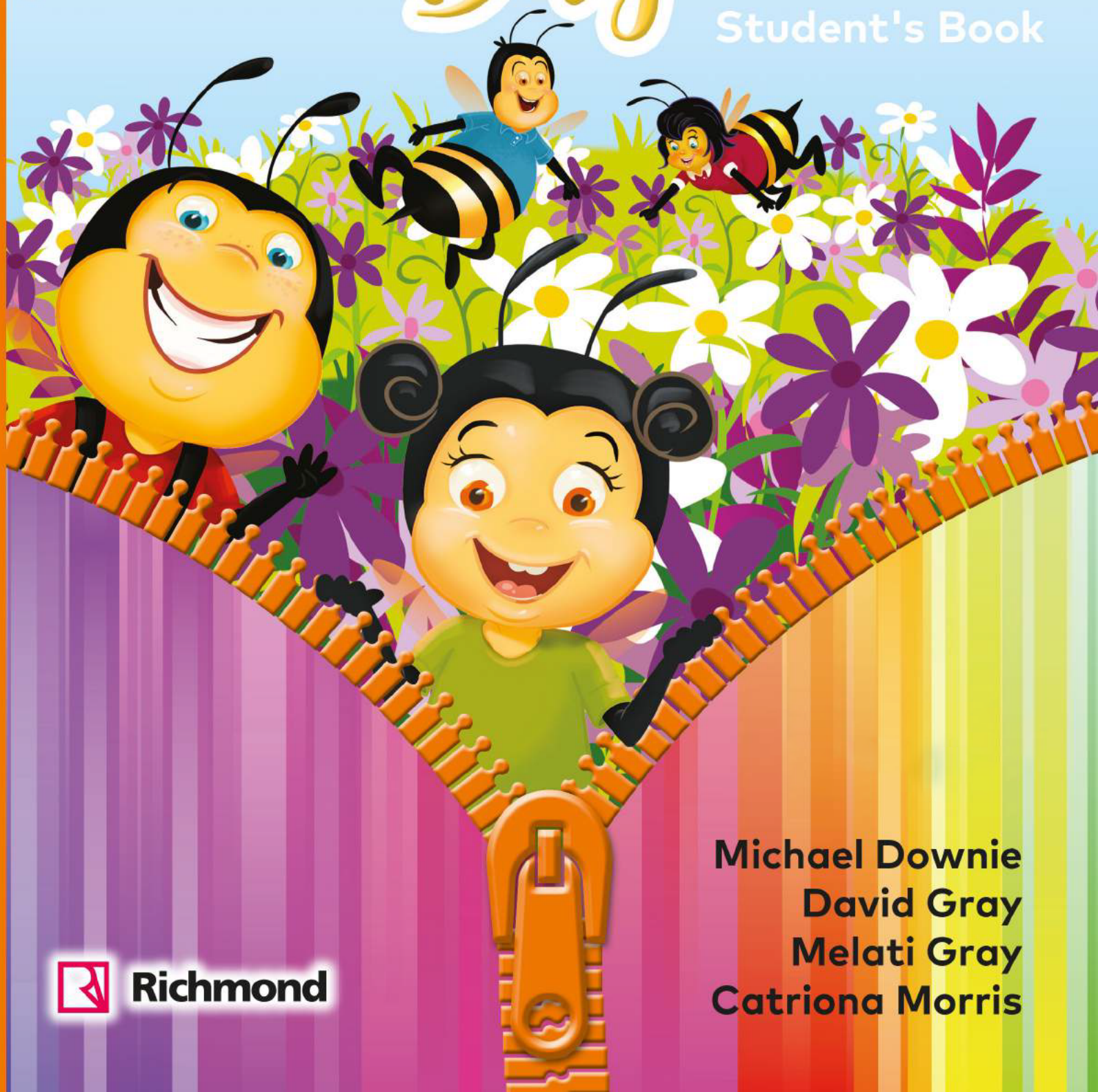




# Open Day 1

Student's Book



**Richmond**

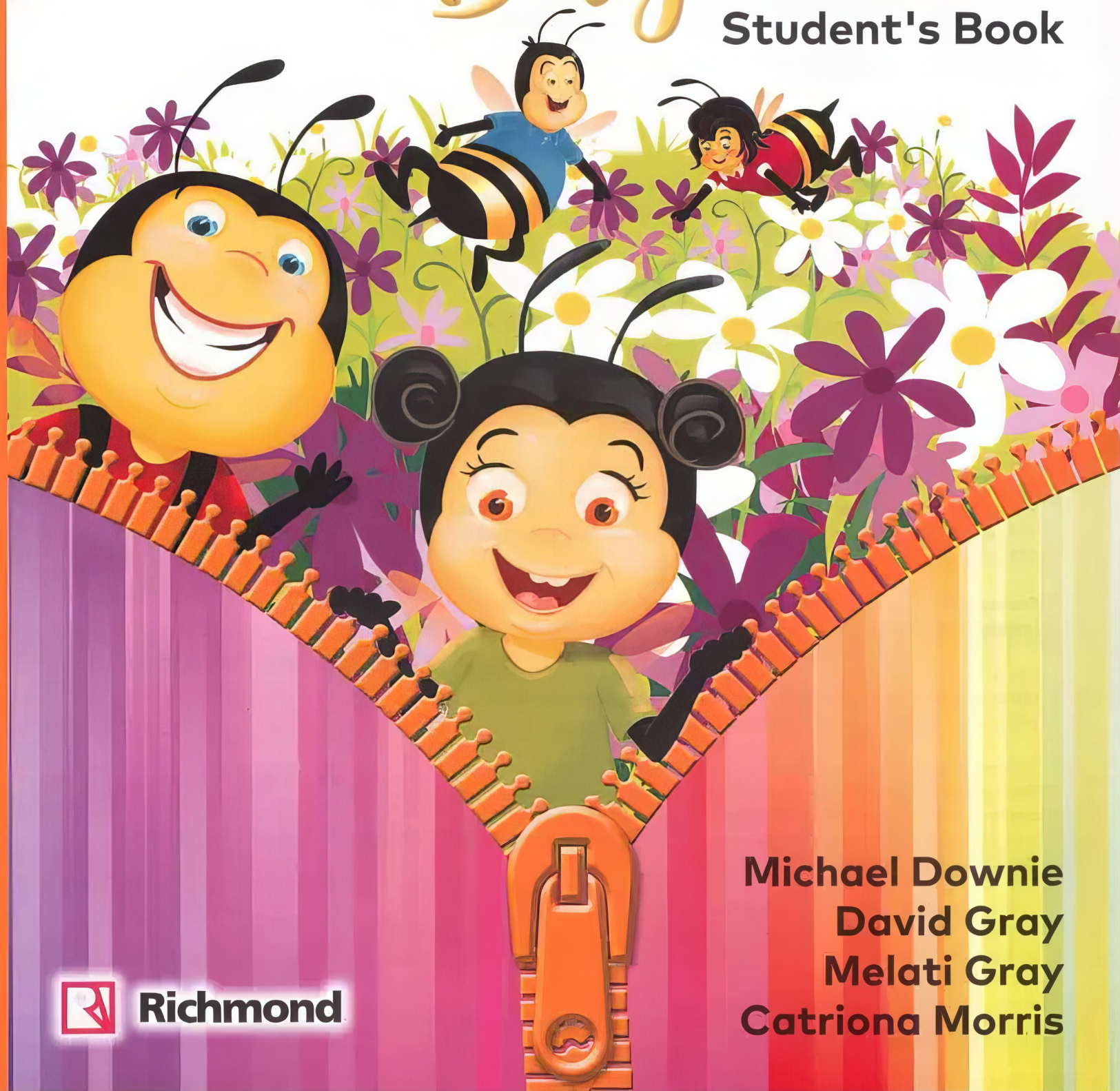
**Michael Downie  
David Gray  
Melati Gray  
Catriona Morris**





# Open Day 1

Student's Book



**Richmond**

**Michael Downie  
David Gray  
Melati Gray  
Catriona Morris**



58 St Aldates  
Oxford, OX1 1ST  
United Kingdom

Open Day 1  
*Student's Book*

First Edition: 2020  
ISBN: 978-607-06-1657-0

Text D.R. © Michael Downie, David Gray, Melati Gray, Catriona Morris  
Design and illustration D.R. © Richmond Publishing, S.A. de C.V.  
Av. Río Mixcoac No. 274, Col. Acacias,  
Benito Juárez, C.P. 03240, México

**Publisher:** Justine Piekarowicz  
**Editorial Manager:** Jacaranda Ruiz  
**Editorial Coordinator:** Elisa Pecina  
**Editorial Team:** Simon Cupit, Thea Salle  
**Design and Pre-Press Coordinator:** Daniel Santillán  
**Design Team:** Lourdes Arroyo, Enrique Estrada, Claudia Rocha  
**Pre-Press Team:** Susana Alcántara  
**Cover Design:** Daniel Santillán  
**Cover Illustration:** Ebru Çetiner

**Illustrations:** Susana Alcántara p. 99; José Luis Briseño  
pp. 24-25, 31 (bottom), 34-35, 54-55, 58-59, 65, 81, 83, 88-89; Ebru Çetiner  
pp. 8-10 (top), 12-13, 16-18, 19 (bottom), 20 (bottom), 30-32, 42-43, 46-47,  
60-62, 72-73, 76-78, 90-92, 102-103, 106-108, 120-122; José Labarí pp. 11,  
14, 21, 38, 41, 45, 51, 63, 71, 79, 86 (top), 89 (bottom), 93, 101 (bottom),  
111 (bottom), 123; Diego Llanso pp. 6, 19 (up), 20, 28-29, 47 (bottom),  
49-50, 56, 64, 66-67, 74-75, 80, 84, 87 (bottom), 88 (bottom), 95, 109,  
111 (top), 112-113, 118-119, 125, 130 (top); Luis Montiel pp. 36-37, 98;  
Emmanuel Urueta pp. 10 (bottom), 48, 57, 68, 70, 100-101, 104-105, 114,  
117, 124, 131 (top); Alvaro Vera pp. 86 (bottom), 110, 116, 128, 130 (bottom),  
131 (bottom).

**Photographs:** © [depositphotos.com](https://depositphotos.com), © [stock.adobe.com](https://stock.adobe.com)  
Images used under license from © [depositphotos.com](https://depositphotos.com), © [stock.adobe.com](https://stock.adobe.com)

All rights reserved. No part of this work may be reproduced, stored in a retrieval system or transmitted in any form or by any means without prior written permission from the Publisher.

Richmond publications may contain links to third-party websites or apps. We have no control over the content of these websites or apps, which may change frequently, and we are not responsible for the content or the way it may be used with our materials. Teachers and students are advised to exercise discretion when accessing the links.

The Publisher has made every effort to trace the owner of copyright material; however, the Publisher will correct any involuntary omission at the earliest opportunity.

Printed in Mexico by



# Contents



<b>Welcome to <i>Open Day 1</i>!</b>	4
<b>Welcome Unit Hello!</b>	6
<b>Topic 1 My Friends and Family</b>	12
<b>Unit 1 My Friends</b>	14
<b>Unit 2 My Family</b>	28
<b>Topic 2 My Places</b>	42
<b>Unit 3 My House</b>	44
<b>Unit 4 My Bedroom</b>	58
<b>Topic 3 Animal Magic</b>	72
<b>Unit 5 On the Farm</b>	74
<b>Unit 6 Backyard Safari</b>	88
<b>Topic 4 Time to Have Fun!</b>	102
<b>Unit 7 Dressing Up</b>	104
<b>Unit 8 In the Park</b>	118
<b>Open Day 1 Pre A1 Wordlist</b>	132
<b>Stickers</b>	137




# Welcome to Open Day 1!

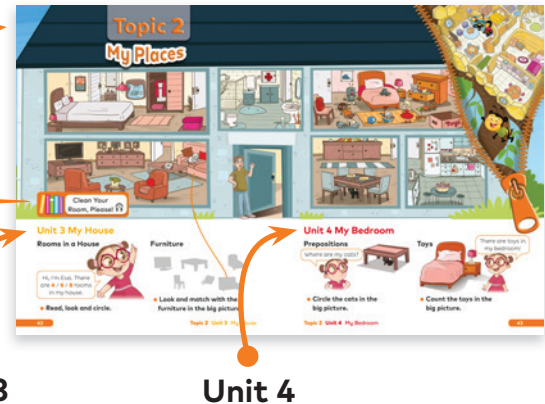
With **Open Day 1**, you will learn to communicate with others in English through fun-filled and challenging activities. You will also learn how to prepare for the internationally accepted exams accompanied by the *Bee Family* and the *Good Buddies*!

## Student's Book

### Topic Opener

There are eight units in this level, which are organized into four topics. Each topic opener shows what you will learn in the coming two units. There is a Reader for every Topic, and the books and Reader audio icon  indicates the title and the track number of the Reader.

### Reader



Unit 3

Unit 4

### My Words


In this section, you will learn new English words.



### My Space

Here you will practice the new words in a real-world context.

### Pre-A1 Exam Activities

When you see this icon: , you will practice for the international exams.

### My Language


Do you like comics? Learn how to use your new words through a comic.

### Sounds Fun!

Learn about English phonics and spelling. Hmm... What sounds are these?

### Mindfulness

Learn how to be aware of yourself and the things around you.






**Project**  
Do hands-on projects in English.

### Citizenship

Learn how to be a productive member of your community.

### Critical Thinking

When you see this icon: , you will answer questions about important aspects of the world.



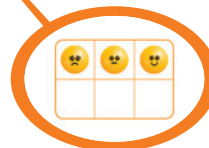
### CLIL

Learn about the world in English.  
What animals can you see?



### My Progress


Review what you learned in each topic and evaluate yourself by marking how you feel.




### Reader

Four enjoyable texts await you in this reader. They are related to each topic. You will love them!

### Digital Material

When you see this icon , go to the platform to find more practice about what you have learned. There are crosswords, word searches, drag and drop activities and more! You can do these on a computer or a tablet.

There you will also find:

- an animated digital version of the Reader texts —complete with karaoke!
- *Home Connection* steps to do projects with your family.
- the audio tracks for the **Student's Book**, **Practice Book**, **Wordlist** and **Reader**. Look for this icon: .

### Practice Book

Even more fun activities to do on your own!




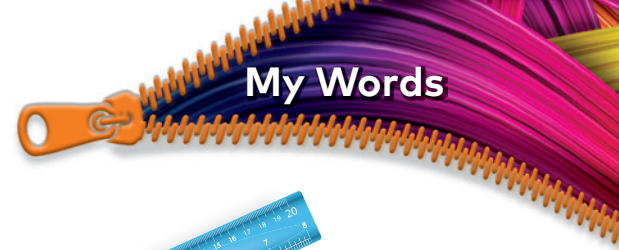


# Welcome Unit Hello!

1 Look and stick. 



## 2 Listen and point.



A backpack and a pencil case,  
I'm ready for school. Are you?

Eraser<sup>S</sup> and ruler<sup>S</sup>,

Pencil<sup>S</sup> and pen<sup>S</sup>,

Book<sup>S</sup> and crayon<sup>S</sup>, too.

A backpack and a pencil case,

I'm ready for school. Are you?



- Trace and match.
- Listen again and chant. 



1 Listen and follow. 

# Good Buddies First Day at School

1

HELLO. WHAT'S YOUR NAME?

HI. MY NAME'S DAN.

2

WHAT'S YOUR NAME?

BECKY!

HOW ARE YOU, BECKY?

I'M FINE, THANKS!

• Read, look and match.

1.



Hi.

2.



Hello.

3.



Good morning.

2 Look and trace.

What's your name?



My name's Becky.



3



4



**3** Number the dialogue. Then practice with a classmate.

\_\_\_ How are you?

1 Hello. What's your name?



\_\_\_ I'm fine, thanks!

\_\_\_ My name's Dan.

**Play a Greetings Game!**

What's your name?



My name's Paul.



How are you?



I'm fine, thanks!





4 Read, look and mark (✓) the correct box.



☐ Stand up.

☐ Sit down.



☐ Take out your pencils.

☐ Put away your pencils.



☐ Open your books.

☐ Close your books.

• Listen, say and act. 

5 Listen, point and say.  

## How Do You Say It?



• Point, ask and answer.

# 1 Read and color the letters.



## The Alphabet Song

A B C D E F G

Sing the alphabet song with me.

H I J K L M N

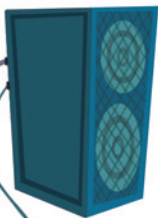
Listen to the song again.

O P Q R S T U

This alphabet song is just for you.

V and W X Y and Z

Now sing the alphabet song with me!



# 2 Listen and sing.





# Topic 1

## My Friends and Family



The Red Ball 




### Unit 1 My Friends

#### Numbers 1–10

- Look at the picture. Circle two numbers in the big picture.
- Write them below.

$$\boxed{\phantom{0}} + \boxed{\phantom{0}} = 9$$

#### Colors

- Circle three  things in the big picture.
- Circle four  things in the big picture.
- Circle two  things in the big picture.





## Unit 2 My Family

### Family Members



- Circle the family members in the big picture.

### Adjectives



My teacher is tall.

- Circle a tall person in the big picture.



# Unit 1 My Friends

1 Count and stick. 🍌



• Listen, point and say the numbers. 🎧<sup>6</sup>

2 Listen and sing. 🎧<sup>7</sup>

## The Numbers Song

One and two,

Three and four.

Five and six,

Seven and more.

Eight and nine,

The last one ten!

Clap your hands,

Sing it all again!

