

Year 6  
Workbook

# Pearson International Primary Science



Name \_\_\_\_\_

Class \_\_\_\_\_



# Year 6

## Workbook



Pearson

Published by Pearson Education Limited, 80 Strand, London, WC2R 0RL.  
[www.pearson.com/international-schools](http://www.pearson.com/international-schools)

Copies of official specifications for all Pearson Edexcel qualifications may be found on the website:  
<https://qualifications.pearson.com>

Text © Pearson Education Limited 2023  
Produced by Just Content Ltd  
Designed by PDQ Media Digital Media Solutions  
Typeset by PDQ Media Digital Media Solutions  
Picture research by Straive Ltd  
Original illustrations © Pearson Education Limited 2023  
Cover design © Pearson Education Limited 2023

The right of Lesley Butcher to be identified as the author of this work has been asserted by her in accordance with the Copyright, Designs and Patents Act 1988.

First published 2023

26 25 24 23  
10 9 8 7 6 5 4 3 2 1

**British Library Cataloguing in Publication Data**

A catalogue record for this book is available from the British Library

ISBN 978 1 292 43340 0

**Copyright notice**

All rights reserved. No part of this publication may be reproduced in any form or by any means (including photocopying or storing it in any medium by electronic means and whether or not transiently or incidentally to some other use of this publication) without the written permission of the copyright owner, except in accordance with the provisions of the Copyright, Designs and Patents Act 1988 or under the terms of a licence issued by the Copyright Licensing Agency, 5th Floor, Shackleton House, 4 Battlebridge Lane, London, SE1 2HX ([www.cla.co.uk](http://www.cla.co.uk)). Applications for the copyright owner's written permission should be addressed to the publisher.

Printed in the UK by Bell & Bain

# Contents

1	Micro-organisms.....	2
2	Plant life cycles.....	18
3	Heart, lungs and circulation.....	36
4	Reversible and irreversible change.....	54
5	Forces in air and water.....	78
6	Electricity: changing circuits.....	96
7	Revision.....	110



# Micro-organisms

Micro-organisms are tiny living things. They are so small that we need a microscope to see them individually. Bacteria, viruses and microscopic fungi are all micro-organisms. We use some bacteria to make yoghurt and cheese, but others can harm us by causing food poisoning or disease.

In this topic we will learn:

- that micro-organisms can be bacteria, viruses or microscopic fungi
- to describe ways in which some micro-organisms can be useful, and others can be harmful
- about how micro-organisms grow and reproduce on food and some simple food hygiene precautions
- about the role of decomposers in food chains and the recycling of materials.



Sometimes I see tasty food ready for humans to eat and I swoop down to eat it. People tell me to go away because I may transfer micro-organisms onto the food and make them ill.



## Here are some key words to help you

micro-organism

virus

bacteria

microscopic

fungus

hygiene

clean

food poisoning

mould

yeast

respiration

decay

decomposer

compost



Choose two key words from the box above.  
Write or draw what they mean.

Blank space for writing or drawing the meaning of the chosen key words.

# What is a micro-organism?

- 1 a) What do scientists call very tiny living things that can cause disease?

\_\_\_\_\_

- b) Name this equipment.

\_\_\_\_\_



- c) What does this equipment do to very small things?

\_\_\_\_\_

- 2 Hundreds of years ago people did not know how diseases spread.

- a) Write **one** way they thought diseases might spread.

\_\_\_\_\_

- b) Write **one** way we now know that diseases spread.

\_\_\_\_\_

- c) Some people wear face masks like this today.

Suggest **one** way this helps to stop diseases spreading.



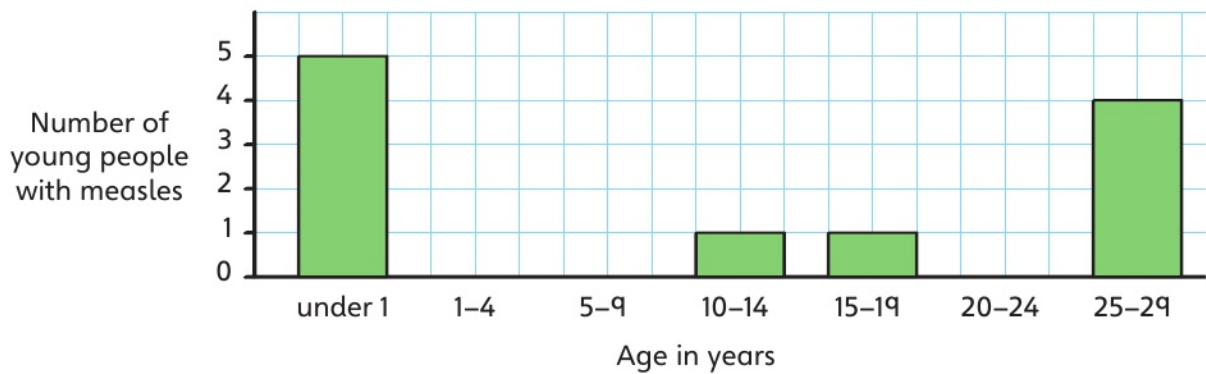
\_\_\_\_\_

- d) What do we call a person who prescribes medicine for people who are ill?

\_\_\_\_\_

- 3 Measles is the name of a disease caused by micro-organisms.

The information shows the number of young people ill with measles in one country during a three-month investigation.



- a) Two bars are missing.

Draw them using this information.

Age in years	Number of young people
1-4	2
20-24	3

- b) There is no bar for 5-9 years.

What does this tell you?

\_\_\_\_\_

- c) In which age group were there **most** cases of measles?

\_\_\_\_\_

- d) In which age group were there 4 cases?

\_\_\_\_\_

- e) How many babies under 1 year old had measles?

# Types of micro-organism

1 Name **three** types of micro-organism.

1. \_\_\_\_\_ 2. \_\_\_\_\_  
3. \_\_\_\_\_

2 Complete the table.

- a) Name **three** diseases caused by micro-organisms.  
b) Name the type of micro-organism that causes each one.

Disease	Type of micro-organism that causes the disease

3 What type of micro-organism causes this foot infection?

\_\_\_\_\_



4 a) Find out **two** ways that someone would know they had food poisoning.



1. \_\_\_\_\_  
2. \_\_\_\_\_

b) What type of micro-organism causes food poisoning?

\_\_\_\_\_

5 Many bacteria live in our digestive system.

- a) Draw some bacteria that live in our digestive system.
- b) Write about some of the things they do there.

Useful bacteria	Harmful bacteria
	
<hr/> <hr/> <hr/> <hr/> <hr/> <hr/> <hr/> <hr/> <hr/> <hr/>	<hr/> <hr/> <hr/> <hr/> <hr/> <hr/> <hr/> <hr/> <hr/> <hr/>

# Food hygiene

- 1 a) What is happening to this orange?

\_\_\_\_\_

- b) What type of micro-organism causes this to happen to the orange?

\_\_\_\_\_



- 2 This person is going to prepare food in a kitchen.

- a) What is she doing?

\_\_\_\_\_

- b) Explain why she is doing this.

\_\_\_\_\_

\_\_\_\_\_



- 3 a) Write **one** reason why this food is covered.

\_\_\_\_\_

\_\_\_\_\_



- b) Explain why tongs are needed to pick up the food.

\_\_\_\_\_

- 4 a) Circle the most likely temperature inside a closed refrigerator.

100°C    52°C    21°C    4°C



b) How does refrigerating food help to keep it safe to eat?

---



---

5 Someone who ate food from this restaurant kitchen became ill with food poisoning.



Write to the owner of the kitchen to tell them what they need to do to stop more people from getting food poisoning.

---



---



---



---



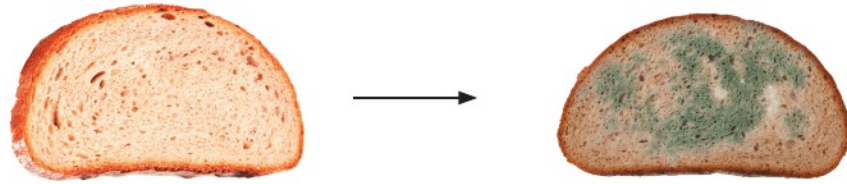
---



---

# Mouldy bread

- 1 a) What is happening to this bread?



\_\_\_\_\_

- b) Circle the type of micro-organisms that made the bread change.

bacteria

microscopic fungi

viruses

- 2 Investigate the conditions needed to make bread go mouldy fastest.

- a) Write your scientific question.

\_\_\_\_\_

\_\_\_\_\_

- b) What will you change? Write in the first column of the table.

Conditions given to bread	Observations		
	Date:	Date:	Date:

c) What will you observe and how often?

---

---

d) (i) Write the date in numbers at the top of the column each time you look at the bread.

(ii) Write what you see each time.

3

a) Draw each slice of bread at the end of your third observation but do **not** open the bags.


b) Write a conclusion that answers your scientific question.

---

---

c) Suggest **one** improvement to your investigation.

---

---

# Useful micro-organisms

- 1 Write **one** way in which micro-organisms can be useful and **one** way they can be harmful.

useful: \_\_\_\_\_

harmful: \_\_\_\_\_

- 2 a) Which type of micro-organism is yeast? Circle **one** answer.

bacterium          microscopic fungus          virus

- b) (i) What do humans use yeast to do?

\_\_\_\_\_

- (ii) Explain how yeast does this.

\_\_\_\_\_


\_\_\_\_\_

\_\_\_\_\_

- 3 a) Which type of micro-organism is used to make yoghurt?  
Circle **one** answer.

bacterium          microscopic fungus          virus

- b) Draw some yoghurt and explain how it is made.



\_\_\_\_\_

\_\_\_\_\_

\_\_\_\_\_

\_\_\_\_\_