



**Year 1**  
Textbook



# Pearson International Primary Science





# Year 1

## Textbook



Pearson



Published by Pearson Education Limited, 80 Strand, London, WC2R 0RL.  
[www.pearson.com/international-schools](http://www.pearson.com/international-schools)

Copies of official specifications for all Pearson Edexcel qualifications may be found on the website:  
<https://qualifications.pearson.com>

Text © Pearson Education Limited 2023  
Produced by Just Content Ltd  
Designed by PDQ Media Digital Media Solutions  
Typeset by PDQ Media Digital Media Solutions  
Picture research by © Straive Ltd  
Original illustrations © Pearson Education Limited 2023  
Cover design © Pearson Education Limited 2023

The right of Lesley Butcher to be identified as the author of this work has been asserted by her in accordance with the Copyright, Designs and Patents Act 1988.

First published 2023

26 25 24 23  
10 9 8 7 6 5 4 3 2 1

**British Library Cataloguing in Publication Data**

A catalogue record for this book is available from the British Library

ISBN 978 1 292 43342 4

**Copyright notice**

All rights reserved. No part of this publication may be reproduced in any form or by any means (including photocopying or storing it in any medium by electronic means and whether or not transiently or incidentally to some other use of this publication) without the written permission of the copyright owner, except in accordance with the provisions of the Copyright, Designs and Patents Act 1988 or under the terms of a licence issued by the Copyright Licensing Agency, 5th Floor, Shackleton House, 4 Battlebridge Lane, London, SE1 2HX ([www.cla.co.uk](http://www.cla.co.uk)). Applications for the copyright owner's written permission should be addressed to the publisher.

Printed in the UK by Bell & Bain

# Contents

1	Living things .....	2
2	Myself .....	18
3	Animals .....	44
4	Plants .....	76
5	Sorting and grouping materials ....	102
6	Light and dark.....	120
7	Pushes and pulls .....	136



# Welcome to Pearson International Primary Science!

This book is a key part of your journey to becoming a young scientist.

Let's take a look at some of the features.



## Introduction

This introduces you to what the lesson is about.

## Information

These are some of the important things you will learn in the lesson.




Topic 1 | Living things


### Animals are living things

Animals are **living things**. Living things are **alive**. Living things **grow**. Living things need **food** to **eat**. Living things can **move**. Living things **breathe**.


What is this cat doing?




What is this animal doing?



What happens to **baby** animals that shows they are alive?



The cat is watching a mouse. The cat uses its **senses**. Think about what the cat will do. **Predict** what the cat will do next.



This toy elephant can move.

Is it alive?

Can the elephant move by itself?

**Key words**

living things   alive   grow   food   eat  
move   breathe   baby   senses   predict

4

5

## Questions

There are lots of questions within the lesson to challenge your thinking.



## Key words

These are important words to know. They are highlighted in green in the lesson.


## Mascots

There are helpful hints and questions from our mascots.


### Animals are living things

Animals are **living things**. Living things are **alive**. Living things **grow**. Living things need **food** to **eat**. Living things can **move**. Living things **breathe**.

What is this cat doing?




What is this animal doing?




What happens to **baby** animals that shows they are alive?

Topic 1 | Living things




The cat is watching a **mouse**. The cat uses its **senses**. Think about what the cat will do. **Predict** what the cat will do next.

This toy elephant can move.



Is it alive?



Can the elephant move by itself?

**Key words**  
 living things   alive   grow   food   eat  
 move   breathe   baby   senses   predict

4
5

## Page numbers

The page numbers for each lesson exactly match the page numbers in your workbook. This means you can easily find the workbook page for every textbook lesson.



# Meet the mascots

## Asha

This is Asha. She is good at science and helps others to **understand** things. Asha works **accurately** and will help you to do that too.



## Marco

Meet Marco! He is **analytical**. He thinks carefully about how things in the world work. He likes **investigating** and tries to get reliable results by doing fair tests.



## Victor the giant tortoise

Say hello to Victor. He is a giant tortoise from the Galapagos Islands. Victor is 120 years old! Victor is **observant** and keen to explore the world beyond his island.

## Sully the gull

Wave hello to Sully. He is a type of bird called a gull. Gulls can be found all over the world! He is **curious**. Sully can fly up high or swoop down low to question things from different viewpoints.



## Zorp the alien

This is Zorp! Zorp enjoys **exploring**. Zorp knows a lot about our Solar System and likes to share that knowledge.

## And finally ... you!

You are a very important part of these books. We hope you enjoy exploring and investigating science, asking lots of questions and having fun!

# Project skills

## Using a reference book: contents pages



A book is usually divided into parts called chapters. At the front of the book are pages called contents pages. A contents page shows you the order of the chapters and the pages they start and end on.

### Activity

This is a book about plants.  
Look at the chapters.

1. Trees and bushes
2. Flowering plants
3. Desert plants
4. Growing plants in pots
5. Fruit trees

Which chapters are about trees?  
Which chapter is about growing plants?



Find a book and look at the contents page.  
Ask a partner to find the start of a chapter  
you can see on the contents page.

Now look at the chapters with the page numbers.

1. Trees and bushes	2–12
2. Flowering plants	13–29
3. Desert plants	30–35
4. Growing plants in pots	36–44
5. Fruit trees	45–58

How does having the page numbers help?



### Activity

Think about why the page numbers start on page 2.

Which chapter has the most pages?

Find another book and look at the contents page. Challenge your partner to find the last page of each chapter quickly.





# 1 Living things

The world is full of living things.  
Let us look at some of them together.



Humans are living things.  
Plants and animals are living things.  
Some things, like sticks, were once alive.  
Some things, like rocks, are non-living.

What living things can you see  
in the picture?

# Animals are living things

Animals are **living things**.

Living things are **alive**. Living things **grow**.


Living things need **food** to **eat**.

Living things can **move**. Living things **breathe**.

What is this cat doing?



What is this animal doing?



What happens to **baby** animals that shows they are alive?



The cat is watching a mouse.  
 The cat uses its **senses**.  
 Think about what the cat will do.  
**Predict** what the cat will do next.



This toy elephant can move.

Is it alive?



Can the elephant move by itself?



### Key words

living things

alive

grow

food

eat

move

breathe

baby

senses

predict