

Lifestyle

English for work, socializing & travel

Elementary
Coursebook



SELF-STUDY CD-ROM
WITH MP3 AUDIO FILES

Irene Barrall & John Rogers

Pearson Education Limited

Edinburgh Gate

Harlow

Essex CM20 2JE

England

and Associated Companies throughout the world.

www.pearsonelt.com/lifestyle

© Pearson Education Limited 2011

The right of Irene Barrall and John Rogers to be identified as authors of this Work has been asserted by them in accordance with the Copyright, Designs and Patents Act 1988.

All rights reserved; no part of this publication may be reproduced, stored in a retrieval system, or transmitted in any form or by any means, electronic, mechanical, photocopying, recording, or otherwise without the prior written permission of the Publishers.

First published 2011

Second impression 2013

ISBN-13: 978-1-4082-3711-3

Set in: Avenir Book 9/11pt

Printed in Slovakia by Neografia

Acknowledgements

The publishers and authors would like to thank the following people and institutions for their feedback and comments during the development of the material:

Reporters:

Arab world: Hilary Isaacs; **France:** Bethany Cagnol, Stephen Gibbs, John Hession; **Germany:** Evan Frenzo; **Italy:** Jodette Ceratto, Clare Maxwell; **Poland:** Agnieszka Tyszkiewicz-Zora; **Spain:** Nigel Patrick McGloin, Chris Roland

We are grateful to the following for permission to reproduce copyright material:

Illustration Acknowledgements

(Key: b-bottom; c-centre; l-left; r-right; t-top)

John Goodwin (Eye Candy Illustration) 36, 38t, 38b, 55, 110, 118; Kathy Baxendale 82c; Ned Jolliffe 10, 16, 24, 52, 64, 65, 69; Richard Allen (Eye Candy Illustration) 46; Sylvie Pinsonneaux (Eye Candy Illustration) 58.

Picture Credits

The publisher would like to thank the following for their kind permission to reproduce their photographs:

(Key: b-bottom; c-centre; l-left; r-right; t-top)

4 Corbis: Image Source (cr). **Getty Images:** Eric Gaillard (t); Hill Street Studios (b). **5 Fotolia.com:** Andrew Tobin (tl); Gino Santa Maria (UK/flag, Australian); Jonathan Larsen (german); Mark Herreid (French); Maksym Yemelyanov (Mexican, Chinese, Japanese, Saudi). **Getty Images:** Terry O'Neill (cl); Richard Drury (tc). **iStockphoto:** panorios (t). **6 Alamy Images.** **7 Photolibary.com:** Tony Latham (br). **8 Getty Images:** Richard Drury (tl); STOCK4B (tr). **9 iStockphoto:** panorios (t). **10 iStockphoto:** pnphotos (br); egal (tr). **Photolibary.com:** View Stock (cr). **11 Getty Images:** Brand New Images (tl); White Packert (tr). **Photolibary.com:** Claver Carroll (tc). **12-13 Photolibary.com:** Don Bishop (b). **13 Photolibary.com:** Claver Carroll (cr). **14 Getty Images:** Brand New Images (tr). **15 Getty Images:** White Packert (l). **16 Photolibary.com:** John D Norman (tr). **17 Alamy Images:** Dlet (bl). **Getty Images:** Naile Goelbasi (cr). **Photolibary.com:** Javier Larrea (tl); Lluís Real (tc); Blue Images (tr). **18 Fotolia.com:** c (A); Yuri Arcurs (C). **Getty Images:** Anne Rippey (D). **iStockphoto:** Breigouze (B); menonsstocks (H); mammamaart (G); Silviajans (E). **Photolibary.com:** Radius Images. **19 Photolibary.com:** Lluís Real (br). **20 Photolibary.com:** Javier Larrea (tr). **21 Corbis:** Stephen Matera (b). **Photolibary.com:** Blue Images (cr). **22 Getty Images:** David Young-Wolff (b). **Photolibary.com:** Angela Prati (tr). **23 Getty Images:** David Young-Wolff (tr); Hitoshi Nishimura (tl). **25**

Fotolia.com: Jake Borowski . **Getty Images:** Paul Bricknell (tr); Martine Mouchy (br). **iStockphoto:** 3811800 (tl). **26 Getty Images:** altrendo images (tr). **Photolibary.com:** Andersen Ross (br). **27 Getty Images:** Hitoshi Nishimura (tl); Raymond Patrick (cl). **28 Getty Images:** Eric Gaillard (tc). **29 iStockphoto:** egal (tl). **Photolibary.com:** Angela Prati (tr); John D Norman (tc). **30 Fotolia.com:** Aramanda (cl); Yuri Arcurs (c). **Getty Images:** Gandee Vasan (tr). **31 Alamy Images:** Adrian Buck. **Corbis:** John H. Clark (tc). **Getty Images:** altrendo images (c); Javier Pierini (b). **Photolibary.com:** Paul Baldesare (tr); Larry Williams (cl). **32-33 Corbis:** John H. Clark (b). **32 Alamy Images:** Adrian Buck (cl). **Corbis:** Ludo Kuipers (B). **Getty Images:** Adrian Weinbrecht (bl). **34 Alamy Images:** redsnapper (cr). **Getty Images:** Lisa Romerein (c); Jens Lucking (b, br). **35 Alamy Images:** Caroline Cortizo (b, bl). **Photolibary.com:** Paul Baldesare (br). **Reuters:** Jonathan Evans (c). **Rex Features:** ITV / Rex Features (cr). **36 Corbis:** Magnus Ragnvid (tr). **Press Association Images:** Hans Deryk (bl). **37 Corbis:** Brent T. Madison (c); Jean-Pierre Degas (t). **Getty Images:** Romilly Lockyer (tl); Caroline von Tuempling (tc). **Photolibary.com:** Douglas Peebles; Noel Hendrickson (chalet). **Rex Features:** Isopix (tr). **39 Getty Images:** Caroline von Tuempling. **40 Alamy Images:** EIGHTFISH (1/B). **Getty Images:** Jupiterimages (1/A); Romilly Lockyer (2/B). **Masterfile UK Ltd:** Blend Images (2/A); Cultura RM (2/C). **Photolibary.com:** Werner Bachmeier (2/D). **Rex Features:** Isopix (1/C). **41 iStockphoto:** panorios (tr). **42 Getty Images:** John Blais (bl). **Lonely Planet Images:** Craig Pershouse (t). **43 Alamy Images:** Panagiotis Risvas (tl). **Getty Images:** David Troncoso (tr). **Photolibary.com:** Foodfolio (b). **44 Getty Images:** David Troncoso (tr). **45 Alamy Images:** Panagiotis Risvas (tr). **Getty Images:** Tim Archibald (cr). **Photolibary.com:** Chris Gascoigne (cl, bl). **47 Alamy Images:** Martin Lee (cl). **iStockphoto:** filonmar (cr). **Photolibary.com:** Maximilian Stock Ltd (tl); Les Cunliffe (tr). **48 Alamy Images:** fotoniche; Chris Howes (cctv); Barrie Harwood (toilet); Rob Walls (step); B1RF8R (bridge); Gunter Marx (bear); Mike Booth (fire); Peter Barritt (2/smoking); Maurice Savage (helmets); joefoxphoto (cleaning). **Ronald Grant Archive:** Hal Roach Studios / Pathe (tr). **49 Fotolia.com:** piat (tl). **Getty Images:** Peter Dazeley (1/ backache); Gino Maccanti (tc); Paul Venning (6). **Robert Harding World Imagery:** Tao (tr). **Science Photo Library Ltd:** AJ PHOTO (4/cl); OSCAR BURRIEL (3/l); AJ PHOTO (2/tr/wrist); Veronique LePlat (5). **50 Getty Images:** Gino Maccanti (b). **51 Fotolia.com:** morchella (B); George Dolgikh (A); Oleksandr Batsyn (D); piat (C). **Photolibary.com:** Creativ Studio Heinemann (E). **52 Fotolia.com:** Gina Sanders (b); moodboard (bl); il-fede (keypad). **Photolibary.com:** Colin Edwards (cr). **53 Robert Harding World Imagery:** Tao (br). **54 Getty Images:** Gandee Vasan (tc). **55 Corbis:** Magnus Ragnvid (tl). **Ronald Grant Archive:** Hal Roach Studios / Pathe (tr). **Lonely Planet Images:** Craig Pershouse (tc). **56 Alamy Images:** K-PHOTOS (t); Cro Magnon (cr). **Anthony Davoren Photography:** Anthony Davoren (br). **57 Fotolia.com:** alzay (tl); Yuri Arcurs (bl). **iStockphoto:** hakisan (tc); PeskyMonkey (br); meshaphoto (cl); Camrocker. **59 Fotolia.com:** alzay (r). **60 Alamy Images:** imagebroker (BoredMan). **Fotolia.com:** Konstantin Sutyagin (mature woman). **iStockphoto:** hakisan (WomanShocked); ugarbariskan (WomanSurprised); Camrocker (WorriedMan); Blue_Cutler. **61 Masterfile UK Ltd:** Blend Images (br). **62 ad by KesselsKramer for Hans Brinker Budget Hotel.** **Getty Images:** Dimitri Vervitsiotis (tr). **63 Photolibary.com:** Lisa Woollett (tl); Somos Images (tr). **66 Photolibary.com:** Judith Thomandl (tr); Lisa Woollett (tl). **68 BBC Motion Gallery:** (b). **Getty Images:** Steve Hathaway (tr). **69 Getty Images:** Catherine Ledner (tl). **Pearson Education Ltd:** (tc). **Photolibary.com:** Lite Productions (tr). **70 Fotolia.com:** Alexey Afanasyev . **Getty Images:** Jetta Productions (A); Ryan McVay (5FacesWoman); Catherine Ledner (4Actions, 4); Todd Warnock (4ActionsIron); Michael Poehlman (1Names); GSO Images (3). **Pearson Education Ltd:** (br/B).

Photolibary.com: Lite Productions (2Number). **72 Fotolia.com:** Adam Gregor (br). **73 Getty Images:** Ron Krisel (cr/Sam); Beowulf Sheehan (tr/Jo). **74 Photolibary.com:** Jon Purcell (tr); Photolibary (bl). **74-75 Alamy Images:** Les Gibbon (b). **75 Corbis:** Martin Harvey (tr). **Photolibary.com:** Mode Images (tl); Curtis Strauss (tc). **76-77 Photolibary.com:** Mode Images (c). **76 Fotolia.com:** bCracker (c). **78 Corbis:** Guenter Rossenbach (C). **Getty Images:** Baerbel Schmidt (B). **Photolibary.com:** Comstock (tl/A); Curtis Strauss (D). **79 Corbis:** Martin Harvey (C); Barbara Walton (B); Bernd Vogel (D). **Getty Images:** Jupiterimages (A). **80 Alamy Images:** K-PHOTOS (tc). **81 Getty Images:** Dimitri Vervitsiotis (tl); Steve Hathaway (tc). **Photolibary.com:** Jon Purcell (tr). **82 Getty Images:** Michael Rosenfeld (cr); David McGlynn (l). **Panos Pictures:** Qilai Shen (c). **Photolibary.com:** Pascal Bouclier (tr). **83 Alamy Images:** Buddy Mays (tl). **Corbis:** Uden Graham (tc). **Getty Images:** Javier Pierini (tr). **84 Alamy Images:** Buddy Mays. **iStockphoto:** JohnnyLye (t); billyfoto (b). **85 iStockphoto:** Cimmerician. **86 Alamy Images:** Ken Welsh (arrow); Greg Vivash (A); shopics (E). **Photolibary.com:** Grant Scott (D); Pawel Libera (C); Hall Hall (B). **87 Corbis:** Uden Graham (cr). **Getty Images:** Javier Pierini (t). **88 FLPA Images of Nature:** Mark Newman (bl); Gerard Lacz (br). **Getty Images:** Daryl Balfour (tr). **89 iStockphoto:** garymilner (tr); starfotograf (tl). **Photolibary.com:** Tim Macpherson (tc). **90 Corbis:** Juice Images (M). **Fotolia.com:** sculpias (I); Duncan Noakes (H); Ihar Kaskevich (G). **iStockphoto:** OGphoto (C); dell640 (D); zentilia (A); garymilner (F); swimnews (L); kiankhooon (K); diego_cervo (N); starfotograf (B); nycshooter (E); Andresr (J). **91 Photolibary.com:** uwe kraft (cr); Juergen Hasenkopf (tr). **92 Alamy Images:** Darren Robb (tl). **Photolibary.com:** Tim Macpherson (tr). **94 Alamy Images:** Avalon (tr). **95 Alamy Images:** john rensten (tc). **Getty Images:** Andrea Pistolesi (br). **Photolibary.com:** Gerrit Buntrock (tl); Don Mason (tr). **96 Fotolia.com:** Alexey Stiop (tr). **Photolibary.com:** John Miller (b). **97 Alamy Images:** Steve Bloom Images (hippo); john rensten (chilli); keith morris (cardtrick). **Getty Images:** Tony Hutchings (glider); Marc Romanelli (climbing). **Photolibary.com:** Per-Andre Hoffmann (t); Gerrit Buntrock (fruit); Andrew McConnell (camel); Don Mason (motorbike); Jonathan Bird (dolphins). **98 Corbis:** Brian David Stevens (tr/A). **Getty Images:** Jon Feingersh (b/D). **Photolibary.com:** Chris Ryan (tc/B). **Science Photo Library Ltd:** CHAGNON (br/C). **100 Corbis:** Riou / SoFood (E). **iStockphoto:** YanLev (jetski); Plentius (helicopter); alxpjn (motorbike). **Photolibary.com:** Kniel Synnatschke (tr); Photolibary (tourists); Ursula Klawitter (br/suitcase). **101 Getty Images:** Symphonie ('Lisa'); Bruce Laurance ('Richard'); Eric Bean ('Jenny'); Doug Crouch ('Silvio'); Joseph McNally (tl); Biddiboo (tc). **Photolibary.com:** Mark Bowie (tr). **102 Corbis:** Nic Bothma (africamusic, WorldMusic). **Reuters:** Mike Hutchings (bl/violinist). **Rex Features:** Everett Collection (tr); MarsDistribution / Everett (tc). **103 Getty Images:** Joseph McNally (br). **104 Getty Images:** Biddiboo (t). **105 Getty Images:** Tony Anderson (E). **Ronald Grant Archive:** Shamley Productions / Paramount Pictures (D). **Photolibary.com:** Aaron Mccoy; (C); Chris Mattison (A); Mark Bowie (B). **109 iStockphoto:** VikramRaghuvanshi; bo1982 (Asian). **113 Getty Images:** Beowulf Sheehan (tr). **117 iStockphoto:** VikramRaghuvanshi; bo1982 (Asian). **118 Photolibary.com:** Walter Bibikow (cr). **120 Getty Images:** Beowulf Sheehan (tr)

Cover images: *Front:* Alamy Images: artpartner-images.com cl, Image Source tr; **Pearson Education Ltd:** Trevor Clifford (main); **Photolibary.com:** Michael Prince tl; **Plainpicture Ltd:** Hans Bjurling / Johner cr, Per Magnus Persson / Johner br

All other images © Pearson Education

Every effort has been made to trace the copyright holders and we apologise in advance for any unintentional omissions. We would be pleased to insert the appropriate acknowledgement in any subsequent edition of this publication.

Lifestyle

English for work, socializing & travel

Elementary Coursebook



Irene Barrall & John Rogers

Contents

Unit	Grammar	Word Focus	Communication strategies	Interaction
1 Arrivals p4–9	Present simple <i>be</i> p5	Countries p5	Requesting p8	From start to finish p9
2 Getting together p10–15	Present simple 1 p11 Present simple: questions p13	Special occasions p10 Getting together after work p12	Showing interest p14	Are you a people person? p15
3 A dream job p16–21	Present simple 2 p17 <i>like, love, hate</i> p18	Jobs and people p16 At work p18	Same or different? p20	Choosing a candidate p21
4 We're all different p22–27	Adverbs of frequency p23 Prepositions of time p25	Telling the time p25	Ways of saying 'no' p26	Arranging to meet p27
Review 1–4 p28–29				
5 Time of your life p30–35	Comparative adjectives p30 Superlative adjectives p33	Time of your life p33	Offering help p34	The best way to help? p35
6 You are here p36–41	<i>there is / there are</i> p37 Imperatives p39	Prepositions of place p36 Directions p38	Asking for help p40	Welcome to the trade fair p41
7 Buying and selling p42–47	Countable and uncountable nouns p42 <i>some and any</i> p44	Food and drink p43 Describing products p44	Making suggestions p46	Asking about products p47
8 A question of survival p48–53	Modal verbs: <i>can,</i> <i>have to, should</i> p49 Modal verbs: question forms p51	Health problems p49 Means of transport p53	Giving instructions p52	Surviving in a strange city p53
Review 5–8 p54–55				



Unit	Grammar	Word Focus	Communication strategies	Interaction
9 Favourite places p56–61	<i>much / many, a lot of / lots of</i> p57 <i>have got, need / need to</i> p59	Home sweet home p58	Reacting to news p60	On the move p61
10 Finding solutions p62–67	Past simple <i>be</i> p63 <i>too + adjective / not + adjective + enough</i> p64	Something is not right p64	Telephoning p66	Customers' expectations p67
11 Turning points p68–73	Past simple 1 (regular verbs) p69 Past simple 2 (irregular and questions) p71	Talking about the past p69	Asking questions p72	Completing a CV p73
12 Getting away p74–79	Present continuous p75 Present continuous or present simple? p77	<i>have + noun</i> p75 Present trends p77	What do you call it? p78	Company presentation p79
Review 9–12 p80–81				
13 Money matters p82–87	<i>will</i> for predictions p83 First conditional p85	Money p83 <i>borrow and lend</i> p84	Responding p86	Investing money p87
14 Teamwork p88–93	Future plans: <i>going to</i> p89 <i>to or -ing?</i> p91	Working in a team p88 <i>play, go or do?</i> p90	Making it better p92	Cooperating and competing p93
15 What an experience! p94–99	Present perfect p94 <i>Have you ever ...?</i> p96	Positive and negative responses p96	Checking information p98	Life experiences p99
16 Take a break p100–105	Future arrangements (present continuous) p101 <i>who and which</i> p103	Time expressions for the future p101 Film and music p102	Explaining needs p104	Planning a trip p105
Review 13–16 p106–107				

- A** Present simple *be*
- B** Personal information
- C** **Communication strategies** Requesting
- D** **Interaction** From start to finish



Arrivals

Present simple *be*

Speaking: Meeting new people

1 Greet the person next to you and say your name. You can say something about yourself, too.

Hello, I'm Rita. I'm from Russia.

Hi! My name's Peter. I'm from Germany. I'm a hairdresser.

Listening: Meeting at a fashion trade show

2 **1.1** Listen to some people at an international fashion trade show. Match the names with the jobs.

- | | |
|-----------------------|--------------------------------|
| 1 Paul Alexander is a | bodyguard.
designer. |
| 2 Pamela Elson is a | journalist.
make-up artist. |
| 3 Jackie Yang is a | model.
photographer. |
| 4 Victor Serrano is a | reporter. |

3 **1.2** Read the article below. Then listen to Matt and Paul. Find two differences between the text and the conversation.

Paul Alexander is a creative designer for a company called City Star. The company's headquarters are in Vancouver, Canada. Paul is Canadian, but he isn't from Vancouver. He and his wife Ana are originally from Ottawa. They aren't together at the fashion show this evening because Ana is at the Stanley Theatre. She's an actress.



We use *a* before words beginning with a consonant sound (/b/, /p/, /g/, /k/, /d/, /t/, etc.):

Matt is a journalist.

Before words beginning with a vowel sound (æ/, /e/, /i/, /o/, etc.), we use *an*:

Kate is an events manager.

We do not use *a* / *an* before a plural noun:

They are shop assistants.

**m-manager is WRONG. Say: I'm a manager.*





Grammar: Present simple be

4 Look at the table below and complete the examples. Look at exercise 3 if you need help.

Present simple be: positive (+), negative (-), questions (?)

+ Hi, I'm (= am) Matt Heyns.	- I'm not (= am not) a journalist.
You're (= are) Canadian.	You aren't (= are not) late, don't worry.
He/She ¹ ___ (= is) from Toronto.	He/She ² ___ (= ³ ___) from Vancouver.
We're (= are) at a fashion trade show.	We ⁴ ___ (= are not) at the theatre.
They're (= are) in the fashion business.	They aren't (= ⁵ ___) together.

? Am I late? Are you from Spain? Is he/she a model? Are we late? Are they together?

In speaking, we often use short forms ('m, 're, aren't, 's, isn't). We often use them in informal writing, too.

! Is this company French? Yes, it's. Yes, it is.
 Are those models Italian? Yes, they're. Yes, they are.
 Are you Turkish? Yes, I'm. Yes, I am.

>> For more information on the verb be and short forms, see page 142.

5 Complete Pamela Elson's website profile with forms of the verb to be. Use short forms where possible.




Hi! My name ¹ ___ Pamela Elson. I ² ___ Australian. I live in Sydney but I ³ ___ from Perth originally. As you know, I ⁴ ___ a supermodel. Dan, my husband, ⁵ ___ Australian, too. He ⁶ ___ a fashion hairdresser, so we ⁷ ___ often together at fashion shows and film festivals. International fashion shows in Singapore and China ⁸ ___ great, but shows in small Australian towns ⁹ ___ very interesting. My life ¹⁰ ___ very busy, so we ¹¹ ___ at home very often. But I like to spend time with Dan. We ¹² ___ both interested in sport, in different ways. I ¹³ ___ really interested in aerobics and surfing*. And Dan? Well, Dan ¹⁴ ___ always in front of the TV watching football ... Oh yes, men ¹⁵ ___ all the same!

surfing: riding on big waves in the sea on a special board

Word focus: Countries

6 Work in pairs. Look at the flags. How many countries can you name?



7 1.3 Listen to a radio programme and number the eight countries in the order in which you hear them.

o	Oo	oO	Ooo	oOoo	ooO
Spain	Russia	Japan	Canada	Australia	the USA
France	China	Brazil	Italy		
	Turkey		Germany		
	Poland		Mexico		
	Qatar				

8 1.4 Check your answers. Then practise saying the words.

9 Work in pairs. Look at the list in exercise 7. Tell your partner what your three favourite countries are.

Speaking: Greetings and introductions

10 Practise this conversation with some other people in the group. Make sure you remember their names.

A: Hello. My name's _____. What's your name?

B: Hi. I'm _____.

A: Nice to meet you.

B: And you. I'm from _____. How about you?

A: Really! I'm from _____, (too).

I'm a(n) _____. And you? What's your job?

B: I'm a(n) _____, (too).

11 Work in pairs. Make mini conversations about countries and nationalities. Student A: Turn to File 1, page 108. Student B: Turn to File 31, page 116.

TALKING POINT

- Which fashion labels (e.g. Zara, Givenchy, Max Mara) are popular in your country? Where are they from?
- Is the label important for you when you buy clothes? Why?/Why not?

1 Personal information

Reading: Arriving in the UK

1 Work in pairs. Before arriving in the UK, visitors from outside Europe have to fill in a card for UK Customs. Make a list of the personal information you think they need to give.

- surname (= family name)
- first name
-

2 Read the article and try to guess the correct answers 1–5.



Visitors to and from Britain

Every year, about ¹10 / 30 / 50 million visitors come to Britain. About ²50 / 60 / 70 per cent of them are from France, Ireland, Germany, Spain, Italy and the USA.

Over ³20 / 40 / 60 per cent of all visitors to the UK come for a holiday or to visit friends and relatives, and ⁴15 / 25 / 35 per cent travel on business.

Visitors from outside Europe sometimes find it strange that they need to fill in a 'landing card' before entering the UK. But they just need to give basic personal details: family name, forenames*, sex, date and place of birth, occupation*, nationality, address in the UK, and a signature*.

And what about British tourists, by the way? Where do they go? The top destinations* for British tourists are usually ... Spain, France, the USA, Ireland, Italy and ⁵Germany / Australia / India!

forenames: first names

occupation: job

signature: your name when you write it in a special way at the end of a letter, on a cheque, etc.

destinations: places that people travel to

3 1.5 Listen and underline the correct answers 1–5 in the article.

4 Are these statements true (T) or false (F)? Correct the ones that are wrong.

- 1 About half of all visitors to Britain are from the USA.
- 2 Tourists from non-European countries fill in a special form before entering the UK.
- 3 You need to write your home address on the landing card.
- 4 Japan, Brazil and Russia are not in the top five destinations for British tourists.

Listening: Numbers and letters

5 Tick (✓) the numbers that you remember. Do not write the numbers! Then add to the list other numbers that you remember.

- my passport number
- my credit card number
- my office / college telephone number
- my best friend's age
- my _____ number
- my _____ number
- my _____

6 1.6 Listen to how you say these phone numbers and email addresses. Then listen again and practise saying each number or address after you hear it.

Phone numbers:

349 8175

0495 122566

00 44 607 948 7843

Email addresses:

ahmed@yahoo.com

laurie.brown@ntlworld.com

bressangf@tiscali.it

7 Write down three phone numbers. Work in pairs and dictate the numbers to your partner. Then check that the numbers are correct.

8 Jeff arrives in a new country and goes to a job centre. Put the lines of his conversation with the secretary in the correct order (3 to 10).

- 1 We need your personal details for our files. First, what's your name, please?
- 2 Jeff Lloyd.
___ Yeah. 305 6697.
___ Sure. That's L-L-O-Y-D.
___ Sorry, could you say that again?
___ L-L-O-Y-D ... Thanks. And what's your phone number?
___ J-E-F-F. Fine. Great. Could you also spell your surname for me, please?
___ J-E-F-F.
___ 305 6697.
___ How do you spell 'Jeff'?
- 11 Just one more thing. What's your email address?
- 12 It's jlloyd@gmail.com
- 13 Great! Thank you.

9 1.7 Now listen to the conversation and check your answers.

10 Work in pairs. Practise the conversation in exercise 8. Use your own personal details.

Speaking: Personal details

11 Complete Membership Card 1 with your own details. Then, work in pairs. Student A: ask your partner questions and complete Card 2 with his/her details. Then Student B does the same. When you have finished, check that all the details are spelt correctly.

1

Membership Card

First name

Surname

Phone number

Email address

2

Membership Card

First name

Surname

Phone number

Email address

12 Some questions are too personal – it depends who asks them! Look at the questions below and the different people. Tick (✓) the boxes where you think it is alright for a person to ask you the question, and put a minus sign (–) if it is not alright. Do not answer the questions.

	Your aunt or uncle	Your boss	A neighbour	Your teacher	The police	Your doctor
How old are you?						
Are you married?						
Are you happy?						
Are you worried?						
Are you a very religious person?						
Is money a problem in your life?						
Is your job interesting?						
Are you in good health?						
What is your salary?						

13 Now work in pairs. Did you both tick the same boxes? Why?/Why not?

14 Play a game with your partner.

1 Write three sentences giving personal information about yourself (I'm ...). Two sentences should be true and one sentence should be false. Try to think of unusual information.

I'm in a basketball team.
I'm a salesperson.
I'm a good cook.

2 Say your sentences to your partner. He/She can ask four questions about each sentence. Then they must decide which sentence is false.

A: *I'm in a basketball team.*
B: *What's the name of your team?*
A: *Blue Stars.*
B: *Are you professionals?*
A: *No, we're amateurs.*
B: *Where is your club?*

15 Write down five numbers that have a special meaning to you. Then work in pairs. Ask questions to find out why those numbers are important to your partner.

A: *14. Mm ... Is it your house number?*
B: *No, it isn't.*
A: *Is it about your children?*
B: *Yes! My daughter is 14 years old.*



TALKING POINT

- In your culture, what information do you usually share with work colleagues?
- Which personal numbers are difficult for you to remember?



Listening: The right person?

1 Work in pairs. You fly to a strange city. Somebody you do not know will pick you up at the airport. What problems can happen? Add your ideas to this list.

- you arrive at a different terminal
- you have no local contact telephone number

2 **1.8** A driver from G.W. Electronics is picking up a visitor at the airport. Listen to their conversation. What is the problem?

3 Listen again and complete the sentences.

- 1 Could you _____ me?
- 2 Could I have your name, _____?
- 3 What do you _____?
- 4 ___ Nicola is your first name?
Yes, that's _____.
- 5 Here, ___ me help you with your luggage.

Requesting	Responding
Could I have your email address?	Of course. It's keiko@hotmail.com
Can you spell your first name for me?	It's H-A-Z-E-M.
Could you pick up Jenny at the airport, please?	I'm sorry but I can't. There's an important meeting this afternoon.
Can you say that again, please?	No problem. T-R-I-S-T-A-N.

When we ask someone to do something for us, we often use *Can ...?* or *Could ...?*
We often add *please* at the end.
When we don't know the other person, or we ask for something big, we use *Could you ...?* more often than *Can you ...?*

4 Complete these requests with *Could I* or *Could you*.

- 1 _____ tell me how to get to the city centre?
- 2 _____ fill in this registration form, please?
- 3 _____ have a room on a non-smoking floor, please?
- 4 _____ show me your registration badge?
- 5 _____ have a programme in Russian?
- 6 _____ open that window for me, please?

5 Match each request above with the appropriate reply.

- a Yes, of course. It's hot today!
- b Here you are.
- c Sure. And for how many nights?
- d Well, it's a long way. I think it's best to take a taxi.
- e Yes, but I think my details are already on your computer.
- f I'm sorry, all our programmes are in English.

Speaking: Asking for help

6 Work in pairs. Take turns to make and respond to requests in different situations. Student A: Turn to File 2, page 108. Student B: Turn to File 32, page 116.

7 Think of some requests that can be useful in class. Add them to the list.

Student – Teacher

Could you say that again, please?

Could you write (that word) on the board, please?

Student – Student

Can I borrow your pen, please?

Can I use your dictionary, please?

8 Work in pairs. Compare your lists of 'English class requests'.

Reminder

Grammar reference page 142

We use contractions in conversations and in informal written English.

I'm a hairdresser.

We're from Turkey.

We often use 're not and 's not instead of aren't and isn't.

He's not Japanese.

They're not Greek.

We use full forms for short answers with yes.

Are you a designer? Yes, I am.

We use contractions for short answers with no.

Is Victor Serrano a model?

No, he isn't.




Rules

- 1 Toss a coin to move. Heads, move one square, tails move two.
- 2 Follow the instructions on each square.
- 3 If you land on a square someone landed on before, move on to the next new square.



Board game: A day at a trade show

Play a game in pairs or in threes. You go to a fashion trade show to make some business contacts and to see some of your favourite models. The first person to finish the game is the winner.

START Registration Desk			1 The receptionist asks <i>Could you spell your surname for me, please?</i> What do you say?	2 The receptionist asks <i>What's your home address?</i> What do you say?	3 The receptionist asks <i>What's your work telephone number?</i> What do you say?
7 You walk up to someone interesting. Say 'hello' and introduce yourself.	6 You are at the cafeteria. You would like an espresso. What do you say?	5 You want to go to the cafeteria. You don't know where it is. Ask someone.	4 You need to make an urgent call. Oh no! Your phone battery is flat. Penalty: Spell your name backwards. 		
8 You drop your coffee! Penalty: Choose three people in your family. Say what their jobs are. 	9 Ask someone two questions about themselves.	10 You have no business cards on you! Penalty: Count in sevens to 70: 7, 14, 21, ...	11 Is the person sitting next to you Pamela Elson, the supermodel? Ask her!		
15 Ask your teacher two personal questions about themselves. Don't be too personal!	14 Tell someone three things about yourself.	13 Success! A Brazilian manager wants to do business with your company. Move forward three squares. 	12 Someone needs your email address. Spell it for them.		
16 Someone asks you which countries are in today's show. Tell them the names of eight countries.	17 Someone walks up to you and says <i>Hi! I'm Liz Gray.</i> What do you say?	18 You finish a conversation with someone. Ask for their business card.	FINISH Well done!		

- A** Present simple 1
- B** Present simple: questions
- C** **Communication strategies** Showing interest
- D** **Interaction** Are you a people person?



Getting together



Present simple 1

Word focus: Special occasions

1 Work in pairs. Match each special occasion (1–6) to a picture (A–E). Then tell each other which three special occasions you like best.

- | | |
|---------------------|-----------------------|
| 1 a college reunion | 4 a wedding reception |
| 2 an anniversary | 5 New Year |
| 3 a birthday | |



2 Match the verbs with the correct words and phrases. Use a dictionary if necessary.

- | | |
|----------------------|-------------------------|
| 1 wrap | a a lot of shopping |
| 2 wear | b friends and relatives |
| 3 clean and decorate | c presents |
| 4 do | d cards |
| 5 cook | e a restaurant |
| 6 invite | f the house |
| 7 book | g special food |
| 8 send | h new clothes |

3 Work in pairs. Tell each other how you prepare for a special occasion in your family.

For a wedding we cook a lot of special food.

Reading: Everybody's birthday

4 In this magazine article, Linh Tran, a marketing manager from Hanoi, talks about New Year in her country. Find out which of the things in exercise 2 Vietnamese people do before or during New Year.

New Year in Vietnam

In Vietnam, our New Year is not on 1 January. It takes place* late January or early February, it depends on the moon, and it lasts* three days or more. We call this festival Têt. It is also our spring festival, and it is the top event of the year.

We prepare for Têt weeks before. We do a lot of shopping because shops close during the celebrations. We also clean and decorate the house, buy new clothes for the children and cook special holiday food.

On New Year's Day, children wear their new clothes and wish their parents and grandparents a happy new year. Then they receive a red envelope with 'lucky money' in it. We believe red is a lucky colour, but we don't use white or black decorations.

Têt is also everybody's birthday, because in Vietnam you are one year old on the day when you celebrate your first Têt!

After New Year's Day, we visit friends and relatives. Many people go to temples, play games, or watch dragon dancers and other street performances.

And during Têt, we don't say bad things and we don't do bad things!

takes place: happens

lasts: continues to happen for a period of time





5 These statements are false. Look at the article again and correct them.

- Tết lasts three weeks or more.
- People clean and decorate their clothes before Tết.
- Children get a red envelope with a photo of their grandparents in it.
- People believe white is a lucky colour.
- On New Year's Day, people visit friends and relatives.
- After New Year's Day, people don't go out.

Grammar: Present simple 1

6 Look at the table. Then look at the article again to complete the examples.

Present simple with I, you, we and they (+, -)

We use the present simple to talk about ...

1 things that we do regularly.

I/You/We/They **buy** a lot of food before New Year.

In Vietnam, shops ¹ _____ during New Year celebrations.

2 long-term situations.

I/You/We/They **live** in Vietnam.

3 things that are generally true.

People ² _____ for Tết weeks before.

To form negatives, we use *don't*.

I/You/We/They **don't get up** late on Sunday.

People ³ _____ white or black decorations.

During Tết, people ⁴ _____ bad things and they don't do bad things.

>> For more information on the present simple, see pages 142–143.

8 **1.9** Listen to the interviews with Rob and Jill. Look at the list in exercise 7 and find one reason why each speaker doesn't really like festivals and celebrations.

9 Listen to Rob and Jill again and complete these sentences.

- We _____ those big dinners where you just sit, eat and drink all day long.
- A lot of our colleagues _____ to work when there's a holiday.
- We _____ to work during the holiday season because we _____ more money.
- I _____ very happy when I'm not together with all my children and grandchildren.
- We _____ the computer on all day long. We chat, or we just smile or just _____.

Writing: A PowerPoint presentation

10 Write some notes for a short presentation about a festival or celebration which is unique to your country and which you like. Here are some ideas to help you.

The [festival / event] I want to talk about is ... [what's the name of this event?] in ... [which city / country?].
It takes place _____ [when? e.g. in winter / in May].
and it lasts _____ [how long? e.g. one day / two days].
On that day, people celebrate _____ [what?].
People prepare for this event _____ [how long?]
before. For example, they _____ [how do they prepare?]. They also _____.
On that day, people _____ [how do they celebrate? what do they do?].
I like this celebration because _____.

Listening: Get together now?

7 Work in pairs. Think about a special occasion you do not like very much, and tell each other why. Add your ideas to the list.

I don't like _____ I am always so busy!
very much because ... I can't relax.
I miss* some of my friends / relatives.
I spend a lot of money.
It's a lot of hard work. / It's boring.

miss: if you miss your friends or relatives, you feel sad because they are not with you

11 Use the notes you wrote in exercise 10. Write some PowerPoint slides to accompany your presentation.

Speaking: Giving a mini-presentation

12 Work in pairs or in small groups. Take turns at making your presentations.

TALKING POINT

- In your country, on what other occasions do people get together and celebrate?
- In Vietnam, red is a lucky colour, black and white are not. In your country, which colours have a special meaning?

2 Present simple: questions

Word focus: Getting together after work

1 Discuss these questions.

In your country, how often do people get together with colleagues after work? What do they do? Where do they go?

2 Match the sentence halves to make definitions of the phrases in *italics*.

- | | |
|---|---|
| 1 If you <i>dress formally</i> , | a you go out with them to have fun. |
| 2 If you <i>discuss a problem</i> , | b you have fun, you have a good time. |
| 3 If you <i>enjoy yourself</i> , | c you pick it up when it rings. |
| 4 If you <i>socialize with colleagues</i> , | d you talk about it with somebody. |
| 5 If you <i>answer the phone</i> , | e you wear special clothes, e.g. for an important occasion. |

Listening: Life after work

3 1.10 Listen to an interview with Laura, a software designer. Tick (✓) the correct boxes in the table below.

Do you ...	Yes	No	It depends
1 socialize with colleagues at their homes?			
2 dress formally or informally on those occasions?			
3 discuss problems you have at work?			
4 make phone calls on your mobile?			
5 enjoy yourself?			


4 1.11 Listen to Laura's answers to other questions. Match each answer 1–5 to the correct question.

- | | |
|---|---|
| a Do you spend a lot of money? | — |
| b Do you talk about your private life? | — |
| c Do male and female colleagues socialize together? | — |
| d Do you play sports or play games together? | — |
| e Do you go home late? | — |

Grammar: Present simple: questions (yes/no)

Present simple: questions (yes/no)

Do	I	you	we	they	Yes,	I you we they	do.
	I	need to answer all the questions?			Yes,	I you we they	do.
	you	go out every weekend?					
	we	arrive before nine o'clock?					
	they	spend a lot of money?	No,	I you we they			don't.

 In short answers, we use *do/don't*, not the verb.
Do you arrive before nine o'clock?
Yes, I arrive. No, I don't arrive.

>> For more information on present simple questions, see page 143.

5 Read the information in the table.

- 6 Work in pairs. Talk about the times when you get together with colleagues after work. Student A: ask Student B the questions in exercise 3. Student B: ask Student A the questions in exercise 4.

Reading: It's the journey, not the destination ...

7 Business meetings take place in an office. In pairs, think of more interesting, unusual places for meetings. Write down your list.

8 Read the article about an unusual place for meetings. Is the place on your list?

9 Complete the questions with words from the box.

How long What Where Why

- _____ do companies book dinner trains for meetings and parties? Especially in North America.
- _____ do people like dinner trains? Because they can have a good meal and admire spectacular scenery.
- _____ do passengers spend* on board dinner trains? Two to four hours.
- _____ do people do on board dinner trains? They eat, have fun or work.

spend: if you *spend an hour / a week / a month*, etc. somewhere, you stay there for that period of time.

It's the journey,

Do you sometimes dream of a very special place for a party? You are not alone!

That is why a lot of people, especially in North America, now have some celebrations on board a 'dinner train'. Dinner trains are often beautiful, old steam trains which have a restaurant car and take their passengers on a return journey* across spectacular scenery*. The return journey is usually two to four hours. The trains do not run very fast, they do between about 20 and 40 kilometres per hour. But for the people who book them, it is the journey itself that's important, not the destination.

Grammar: Present simple: questions (wh-)

10 Look at the examples in the table. Then complete Rule 1 with the items from the box.

do
subject (e.g. you, they, people)
question word (e.g. how, who)

Present simple: questions (wh-)

What	do	I	do on Friday evenings?
Where		you	spend the weekend?
Why		we	stay at home?
Who		they	have dinner with?
How			go to work?
How long			want to stay?

Rules

1 The word order in *wh-* questions is

1 _____ 2 _____ 3 _____

2 We do not answer *wh-* questions with *yes* or *no* – we need to give some information about *what*, *where*, *why*, *how*, etc.

>> For more information on present simple questions, see page 143.

11 Complete the mini conversations. Look at the table in exercise 10 if you need help.

1 A: _____ you work with?

B: With Clara and Federico.

2 A: _____ do on your wedding anniversary?

B: I have a meal with my wife in a special seafood restaurant I know.

3 A: _____ you spend New Year's day?

B: At home!

4 A: _____ want to learn English?

B: Because I want to travel.

12 Work in pairs. Ask each other the questions in exercise 11. Give your own answers.

Speaking: Time at work and time off work

13 Work in pairs. Take it in turns to ask each other questions about your daily life. Student A: Turn to File 3, page 108. Student B: Turn to File 33, page 116.

not the destination ...

People go on those trains to enjoy a good meal and the slow journey, and also to look out of the window and enjoy the scenery. Some people even have wedding receptions and birthday parties on them.

But dinner trains are not just restaurants on wheels: companies now book them not only for staff parties and company anniversaries, but also for business meetings!

return journey: a journey to a place and back again

scenery: the things that you see around you in the country



TALKING POINT

What special places can you use for celebrations in your country?

Listening: Developing a conversation

1 **1.12** In the lunch break, Helen meets a new colleague (David), in the company cafeteria. Listen to two conversations. Which one do you prefer? Why?

2 Listen to Conversation 2 again and write in the missing words below.

Helen: Hi! Is this seat free?

David: ¹_____. Go ahead.

Helen: Do you work in Accounts, too?

David: No, I don't. I'm in IT.

Helen: ²_____?

David: Yes, I'm the new graphic designer.

Helen: ³_____, that's ⁴_____. ... Do you have lunch here every day?

David: ⁵_____, not every day. Sometimes I just have a sandwich at my desk.

3 To sound friendly and to show that we are interested in the conversation, we do not answer just yes or no. We give some more information to keep the conversation going. Match these questions and answers.

- 1 Do you go to work by car?
 - 2 Do you go out a lot in your free time?
 - 3 Do you travel a lot?
 - 4 Do you do a lot of sport?
 - 5 Do you read the papers?
 - 6 Do you watch TV a lot?
- a Well, I play tennis, and I go swimming at the weekend.
 b Well, I watch gangster films and football.
 c Yeah. I read *The Financial Times* online every day.
 d Well, I go abroad two or three times a year.
 e No. ... Well, I visit friends, but I don't go to restaurants.
 f No, I take the bus or the metro.



Well can be a very useful word when you answer a question. It gives you time to think, and it tells your listener that you want to explain something.

4 Work in pairs. Practise the questions and answers in exercise 3. Give your own answers.

5 **1.13** Listen and match the answers (a–f) that you hear with the correct questions (1–6).

- 1 Do you speak any foreign languages?
- 2 Do you go to bed late?
- 3 Do you drive a lot?
- 4 Do you work on Saturday?
- 5 Do you have a long summer holiday?
- 6 Do you surf the internet a lot?

6 Work in pairs. Ask each other the questions in exercise 5. Give your own answers. Do not answer just yes or no! Use *Well* if you need some time to think.



7 When people give us extra information, we react to this information to show interest. Study these dialogues and match them with the strategies (a–d) people use to do this.

- 1 A: We celebrate New Year on a train.
B: On a train?
- 2 A: I always listen to music on my way to work.
B: Really?
- 3 A: My best friend plays in a jazz band.
B: Oh, that's interesting.
- 4 A: We spend our weekends on a farm.
B: Mm. And what do you do there?
- 5 A: Our next staff party is in a castle.
B: In a castle? Which one?

Showing interest

To show interest in the conversation, we can:

a ask an extra question

b repeat some words

c use phrases like *Really?*, *That's interesting*, etc.

d use a combination of the above

Dialogue:

_____ and _____

8 Work in pairs. Take turns telling each other about your favourite place for a holiday. Use the strategies in exercises 3 and 7 to show interest.

Speaking: The conversation game

9 Work in pairs. Student A: choose a conversation starter; Student B: express interest; Student A: respond; Student B: react with an extra question, etc. Then change roles. How long can you keep the conversation going in a natural way?

Conversation starters *I read a lot in my free time.*

I visit my friends every weekend.

This is a photo of me with my parents.

My colleagues are fantastic.

I don't like this.

I want to celebrate my New Year abroad.