

Frances Foster
Brunel Brown



Billy Bot 2

Stories for Super Citizens

- ▶ Storytelling
- ▶ Multiple Video Styles
- ▶ Visual English
- ▶ Educazione Civica




KmZERO
Imparare senza distanze
Il progetto Pearson per la
Didattica Digitale Integrata
pearson.it/kilometrozero

INSIEME VERSO IL **2030** INCLUSIONE
SOSTENIBILITÀ
COMPETENZE



Frances Foster
Brunel Brown



Billy Bot 2

Stories for Super Citizens



da Billy Bot!

UNIT
4

LA FAMIGLIA Happy Families p. 77

- mother, father, sister, brother, grandmother, grandfather, aunt, uncle, cousin, pet



VISUAL ENGLISH

- He's Thomas. She's Ann.
- He isn't Fred. She isn't Mary.
- Is he Robert? Is she Sally?



UNIT
5

GLI AGGETTIVI Opposites p. 97

- old, new, big, small, hard, soft, clean, dirty, hot, cold



VISUAL ENGLISH

- The schoolbag is big.
- The schoolbags are big.
- The kite isn't new.
- The kites aren't new.
- Is the car clean?



Diventerete bravissimi a costruire le frasi in inglese con i colori di Visual English.



VISUAL ENGLISH

It is red.

It's red.

VIDEO

... grazie a delle bellissime storie inventate per voi!



About Me!

This is me! I'm
years old.

My favourite colour is

I have got a

I like

..... is my

In this picture I'm



WELCOME UNIT

Ready to Go

1 Listen and complete.

Greta

Alice

Paul

Daniel

Billy Bot

Hi, I'm

Hi, I'm

Hi, I'm

Hi, I'm
And this is Coco!


Hi, I'm
And this is Zippy!

2 Sing the Billy Bot Song.

DO YOU REMEMBER?



3  Listen and follow along.



5



Look! It's a robot!

6



Hello, children!
I'm Billy Bot.

Hello, Billy Bot!

7



Let's be
friends!

Yes!
Let's be
friends!



Ready to Go


1 Listen, point and repeat.



2 Draw and complete.

This is my friend.

This is my dog, Zippy!



3  Listen and repeat.



4 Draw or glue a photo of your school.

This is my school.



Ready to Go

1 Listen and repeat. Draw the sun or the moon.




morning



afternoon



evening





night

2 What do you do in the evening? Draw.


3  Listen and repeat. Choose one. Draw.

- 1 Good morning!
- 2 Good afternoon!
- 3 Good evening!
- 4 Good night!



4  Sing the song. Complete with **morning, boys and girls.** 

Good morning boys and girls.
 How are you?
 Good morning,!
 Good morning,!
 Good, boys and girls.
 How are you?



5  Now sing the song with the name of a friend. 



Ready to Go

1 ¹₀₁₂ Listen and repeat.

2 ¹₀₁₃ ¹₀₁₄ Sing the **Number Song**.



one



two



three



four



five



six



seven



eight





nine



ten


3 ¹₀₁₅ Count and write. Listen and check.



4 ¹₀₁₆ Now count from 10 to 1. Listen and repeat.

5   Sing the **Birthday Song**. Colour the letters. 

Happy Birthday to you!
 Happy Birthday to you!
 Happy Birthday, dear friend!
 Happy Birthday to you!



6  Listen and write.







How old are you?



I'm one.

 Go to page 4. Complete the pink box.