



my Disney

# STARS AND HEROES



British English

# 4



Pearson

**Pupil's Book** with eBook  
Anna Osborn

Global  
Scale of  
English  
Fast-track your progress

# my Disney STARS AND HEROES 4



## Pupil's Book with eBook

Anna Osborn

	Meet our Stars and Heroes!.....	2
	Welcome .....	4
	Party time .....	8
	Animal friends.....	18
	Student life .....	28
	Busy days .....	38
	Our hobbies .....	48
	Things at home .....	58
	On a journey .....	68
	Let's get active! .....	78
	Projects .....	88



# Meet our Stars and Heroes!

1 Look. Do you know any of our Stars and Heroes?


I'm friends with Simba.

2   Listen and point. Then play *Who am I?*

Are you Nala?

**Russell**

W




He's friends with Carl.

He likes animals.

**Olaf**

1




He's friends with Anna and Elsa.

He likes warm hugs.

**Nala**

2




She's friends with Simba.

She's got a long tail.

**Sulley**

3




He's friends with Mike.

He can scare children to make energy.

**Ian**

4




He often helps his mum.

He wants to learn to drive.

**Miguel**

5




He loves his family.

He likes playing the guitar.

**Molly**

**6**




She's got a brother called Andy.

She likes magazines.

**Arlo**

**7**




He's friends with Spot.

He sometimes feels scared.

**Riley**

**8**



She's got blonde hair.

She likes playing ice hockey.

**4**  **Be a hero. Write, draw and say.**

**Me!**

I've got \_\_\_\_\_

I can \_\_\_\_\_

I like \_\_\_\_\_

My favourite Disney hero is \_\_\_\_\_

## Sing-along

**3**



**Listen and sing.**

*Hello, Disney friends!*

*Hello, everyone!*

*Welcome, Disney friends!*

*Let's all have some fun!*

Let's travel to new places,  
And meet new people, too.

Let's have some great adventures.

We're ready! How about you?

*Hello, Disney friends!*

*Hello, everyone!*

*Welcome, Disney friends!*

*Let's all have some fun!*



# Welcome

town

city

## LESSON 1 Places

1   Listen, point and say. Tick (✓) the place you can't see.



2  Watch and answer. Where does Carl live?

3  Draw and play *Guess the place!*

Is it a village?

Yes, it is!







## LESSON 2 Where do you live?

- 1  Watch again. How are Carl and his friends different and the same?



- 2  Listen, chant and act.



Where do you live?  
Do you live in a town?  
Yes, I do. My house is brown.



Where do you live?  
Do you live in a city?  
Yes, I do. My flat is pretty!



- 3  Ask a friend. Then say.

Where do you live? Do you live  
in a town or the countryside?

I live in a town.  
I live in a house.

Ava lives in a city.  
She lives in a flat.



# LESSON 3 Countries

1   Listen, point and say. Then play.

Three

Mexico



2  Listen and number.



3 Look at 2 and circle.

- a He's from **India** / Turkey.
- b She's from **the United Kingdom** / Mexico.
- c She's from **Turkey** / Mexico.
- d He's from **the United Kingdom** / India.

4  Say for you.

I'm from Argentina.

I'm from South Africa.






# Hello!



LESSON 4

## Where I'm from

### 1 Listen and read. Who's new?



### 2 Read again and write.

village countryside South Africa United Kingdom

- 1 Sato is from a village in Japan.
- 2 Diego's dad is from the countryside in Brazil.
- 3 Uma's mum is from a city in South Africa.
- 4 Max is from a town in the United Kingdom.

### 3 Ask a friend.

Where are you from?

I'm from a town in Turkey.

Where's your mum from?

My mum is from a city in Japan.

Talk buddies

I can say where people are from.



1

# party time



decorations



1



Watch and tick (✓). Who's the party for?



2



Watch again and circle. Who's helping Elsa?

