

Inés Avello

with Michelle Mahony and Tessa Lochowski

TEAM 4

Together



TEAM 4 Together

Activity Book



TEAM 4 Together

Activity Book






Contents

Starter Welcome back	2	8 Let's get creative!	94
1 Talent show	6	9 Into the wild	106
2 Then and now	18	Bo's Learning Club	
3 Let's explore!	30	Language booster 3	118
Bo's Learning Club		Festivals	
Language booster 1	42	Harvest Festival	120
4 Off to the shops	44	World Water Day	121
5 Animals in danger	56	Youth Service Day	122
6 Staying healthy	68	Communication activities	123
Bo's Learning Club		Irregular verbs	131
Language booster 2	80	Speaking reference	132
7 Curtain up!	82	Progress path	134



Pearson

1 Look, read and match.



a What about Tuesday?

c After we have dinner I've got a tennis lesson.

b I'm helping Lottie.

d It was great to be back at school and see all our friends again!

2 Listen and complete.

library chess club tennis lesson computer games ~~Music lesson~~

Hello! I'm Vicki.

Weekly planner

Monday	Tuesday	Wednesday	Thursday	Friday
Music lesson				

3 Choose three days of the week. Write what you do.

On Mondays I play basketball.

4 What are they doing? Write and match.

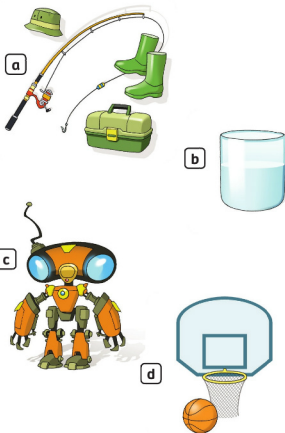
1 Dan / build a robot

Dan is building a robot.

2 Carmen and Emilia / play basketball

3 I / drink a glass of water

4 Ata and Kiral / fish




1 Look and write.

curly long moustache straight fair beard dark short ~~hair~~

2 Listen and match. Who's got the same hair? Write.

- 1 Mrs Evans d
- 2 Mr White _____
- 3 Mrs Wilson _____
- 4 Mr Smith _____
- 5 Mrs Brown _____
- 6 Mr Taylor _____



_____ and _____'s hair is _____, _____
and _____.

3 Think of three teachers at your school and write. Then in pairs, read and guess.

- 1 _____
- 2 _____
- 3 _____

She's got long,
blond, curly hair.
She's very tall!

She's Mrs
García, our
Music teacher!

1

Talent show

Vocabulary

1  Look at Pupil's Book page 8 and complete the sentences.

- The child with a bucket is building a _____.
- The boy buying an ice cream has got _____ hair.

2 Look at the six children and write the adjectives. Then write their opposites to make pairs.


rude shy unfriendly mean tidy kind lazy polite
untidy confident hard-working friendly



- shy confident
- _____
- _____
- _____
- _____
- _____

I'm learning

Some words can be organised in opposite pairs, for example, *friendly* and *unfriendly*. When you learn a new word, try to think of its opposite pair. You can use a thesaurus to help you.

3  Look at Activity 2 and number. Then make sentences for the other words in Activity 2. Play a guessing game with your partner.

- | | | | |
|--|--------------------------|--|--------------------------|
| a She's very busy. | <input type="checkbox"/> | d She's got all her things in order. | <input type="checkbox"/> |
| b He always says 'please' and 'thank you'. | <input type="checkbox"/> | e He's afraid to talk to new people. | <input type="checkbox"/> |
| c He's got a lot of friends. | <input type="checkbox"/> | f She doesn't care about others' feelings. | <input type="checkbox"/> |

1 After you read Read and complete. Then match.

dog talent show friendly better ball

The talent show

- Lois and Bo meet a friendly dog before Lottie goes on stage at the _____.
- The _____ goes on stage.
- Everyone thinks Lottie is _____ than the others!
- Bo helps Lottie because she's got a problem when she tries to get the first _____.



2 Read and write True or False.



- Susanna is very shy when she's singing on stage. False
- Lottie eats an apple before she goes on stage. _____
- Lottie looks shy when she's on stage. _____
- The dog jumps on stage to get the balls. _____
- The dog's name is Rayner. _____

3 Correct the false sentences in Activity 2.

Susanna is very confident when she's singing on stage.

4 Values Read and tick (✓). How do you help your friends develop their talents?

- Don't worry! You're good at juggling!
- She's more confident than you! She's going to win.
- Juggling is too difficult for you. You can't do it.
- You've worked very hard! Well done! You can do it!

- 1  Look, read and choose the correct answer.  Grammar reference, page 16
Then write the names of the children.









I'm Lucy. Look at this photo. The girl with the glasses is me and these are my (1) best friends at school. Andrew and Ben have got curly hair, but Andrew's hair is (2) _____ than Ben's. Ann is (3) _____ hard-working of us all. She always gets (4) _____ marks in exams than me. Ann is (5) _____ than Ben, but Andrew is the (6) _____ of us all. I love my friends!

- | | | |
|--------------|-----------|-----------|
| 1 better | good | best |
| 2 curly | curlier | curliest |
| 3 the most | more | most |
| 4 good | best | better |
| 5 the shiest | shier | shy |
| 6 not | more | most |
| confident | confident | confident |

- 2 Complete the sentences.

dangerous unfriendly rude bad polite


- Sofia is more unfriendly than Hugo. She doesn't play with us.
- I'm _____ than my brother. I always say 'please' and 'thank you'.
- This film is _____ than that film because it's very boring.
- She is the _____ girl in the class because she never says 'hello' to anybody.
- I think climbing is one of the _____ sports I know.

- 3  Answer the questions for you. Then compare with your partner.

- Who's the tallest person in your family? _____
- Who's more hard-working than you in your class? _____
- Which subject is the most interesting? _____

1 Look and match. Then number.

- | | |
|----------|-------------|
| 1 count | experiments |
| 2 spell | hats |
| 3 do | a cake |
| 4 bake | pizza |
| 5 throw | toys |
| 6 fix | a ball |
| 7 juggle | fingers |
| 8 make | a word |



2 Listen and tick (✓).



	great at	good at	not very good at	terrible at
make pizza	✓			
bake a cake				
fix toys				
juggle more than two balls				
spell new words				

3 Look at the table in Activity 2. Complete the sentences.

- Olivia is great at making pizza and _____ a cake.
- She's _____ toys.
- She's _____ new words.
- She's _____ more than two balls at a time.

4 Look at Activity 2 and tick (✓) for you. Use a different colour. Then compare with your partner.

I'm terrible at making pizza.

Me too!



1 Read, look and number.

- 1 handshake 2 get off the bus 3 mouth wide open
4 take off your shoes 5 good manners 6 put your feet up



2 After you read Read and answer the questions.

- What do British parents ask children when they don't say 'please'?
What's the magic word?
- What do you say to the bus driver in the UK when you get off the bus?

- Where is it best to give a strong handshake?

- Where is it good manners to take off your shoes at home?

- Where is it rude to show the bottom of your feet?

3 Write two different bad manners for each place.

- In the UK it's bad manners when you don't finish everything on your plate
and when you _____.
- In the USA it's bad manners when you _____
and when you _____.
- In China it's bad manners when you _____
and when you _____.
- In South America it's bad manners when you _____
and when you _____.

4 Make a poster about good and bad manners at school. Then make a class display.

- 1 Look at the pictures and complete the table.



untidy long hair juggling dark hair
 confident fair hair straight hair
 curly hair short hair fixing toys



	What does he look like?	What's he like?	What's he good at?
Mike	<u>fair hair</u>		
Paul			

- 2 Order the sentences to make a dialogue. Listen and check.

- 1 Who's that girl over there?
 What's she like?
 Which one?
 She's really kind. She seems very friendly. She's very good at throwing a ball! Come and meet her!
 Oh, that's Mia. She's new at school.
 Cool!
 The short one with curly hair and glasses.



- 3 Now practise the dialogue in Activity 2 in pairs. Use your own ideas for the underlined words.

Pronunciation

- 4 Listen and tick (✓) the words you hear. Then circle in red the words with the /eə/ sound and in blue the words with the /ei/ sound.

square ✓

peas

bake

read

play

funfair

wear

lazy

like

shy

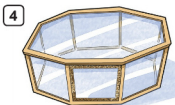

Reading

1 After you read Look and write.

circus magnet ill glass box trapeze diamond



magnet



2 Circle the correct answer.

- There was a dinner party at Mrs Sillitoe's / Inspector Fleming's house.
- There was a diamond in a glass / jewellery box.
- The diamond was a present from the King to Mrs Sillitoe's grandmother / grandfather.
- Mr Waters is older / younger than Miss Allen.
- Mr Allen does experiments with diamonds / magnets.
- Miss Allen works in a circus / theatre.

3 How did they get the diamond? Read and put the underlined words in the correct place. Rewrite the text.

Mrs Sillitoe went to the diamond. Miss Allen used Mr Allen's door to get the magnet.
Mr Waters watched London with the glass box.

Mrs Sillitoe watched the