

Poptropica[®] English

STUDENT BOOK

6



José Luis Morales
John Wiltshier • Aaron Jolly
Series advisor: David Nunan

Poptropica® English

STUDENT BOOK

6

Future
Island



José Luis Morales • Aaron Jolly • John Wiltshier
Series advisor: David Nunan

Pearson Education Limited

Edinburgh Gate

Harlow

Essex CM20 2JE

England

and Associated Companies throughout the world.

Poptropica English

© Pearson Education Limited 2015

Based on the work of Aaron Jolly

The rights of John Wiltshire and José Luis Morales to be identified as authors of this work have been asserted by them in accordance with the Copyright, Designs and Patents Act 1988.

Stories on pages 16, 28, 40, 52, 64, 76, 88, and 100 by Catherine Prentice. The rights of Catherine Prentice to be identified as author of this work have been asserted by her in accordance with the Copyright, Designs and Patents Act 1988.

Phonics syllabus and activities by Rachel Wilson

Editorial, design, and project management by hyphen

All rights reserved; no part of this publication may be reproduced, stored in a retrieval system, or transmitted in any form or by any means, electronic, mechanical, photocopying, recording, or otherwise without the prior written permission of the Publishers.

First published 2015

ISBN: 978-1-292-09136-5

Set in Fiendstar 13/16pt

Printed in China

Illustrators: Illias Arahovitis (Beehive Illustration), Leo Cultura, Mark Draisey, Michael Garton (The Bright Agency), John Haslam, Ned Jolliffe (Eye Candy Illustration), Moira Millman, Ken Mok, Zaharias Papadopoulos (hyphen), Rui Ricardo (Folio Art), Christos Skaltsas (hyphen) and Olimpia Wong.

Picture Credits: The Publishers would like to thank the following for their kind permission to reproduce their photographs:

(Key: b-bottom; c-center; l-left; r-right; t-top)

123RF.com: 12/5, 74 (i), 104r, Arvind Balaraman 70 (Samir), Cliff Dabbs 36/3, Marina Gallud 74 (b), Eric Isselee, 24/12, jianfei su 32/1 (b), Karina Manams 87/3 (b), Cristi Matei 89/4, Martijn Mulder 17/5 (suntan lotion), Jatesada Natayo 27cl, Denis Radovanovic 54 (b), Paul Simcock 46bl, Eddie Toro 106/1, Ales Zvolanek 91 (b); **Alamy Images:** amana images inc. 95b, Art Directors & TRIP 91 (a), 91 (d), 91 (f), David Ball 43/5, Thomas Cockrem 71b, Cotswolds Photo Library 43/3, Danita Delimont 31 (above centre), Flirt 26 (h), Oliver Gerhard 30r, Paul Harrison 55b, Nigel Hicks 55t, Mike Hill 32/3 (c), Image Source Plus 38 (e), IML Image Group Ltd 23 (b), Arif Iqbal 94 (b), Juice Images 94bl, Kuttig - Travel - 2 42t, Keith Levit 31 (below centre), Loop Images Ltd 43/4, Mode Images 12/7, Carlos Mora 95 (c), N. Reed of QED Images 36/6, Barrie Neil 19l, 19r, David Pearson 36/7, Pictorial Press Ltd 91 (e), Chris Rout 70 (Zara), Alex Segre 36/8, Shorelark 55c, Ken Welsh 46 (b), Henry Westheim Photography 62/6, Chris Willson 94 (a); **Digital Vision:** 87/2 (a); **Fotolia.com:** 2xSamara.com 38 (b), Africa Studio 17/5 (insect repellent), Anatolii 26 (e), Leonid Andronov 38 (d), Galyna Andrushko 17/3, antonov85, 17/4 (pasta), atoss 10 (c), Arvind Balaraman 78, banepetkovic 17/1, Lance Bellers 36/9, Samuel Borges 81l, Alex Bramwell 24/9, bst2012 23b, chrom 26 (c), Dhoxax 66 (a), dreambigphotos 48/6, dule964 26 (i), Andriy Dykun 24/11, Ericos 24/13, 26 (d), Fotos 593 60/6, Foxy_A 43/1, Vladislav Gajic 103 (d), Gelpi 89l, 90, golandr 17/4 (tin cans), Jörg Hackemann 62/3, hatchapong 62/5, Dieter Hawlan 46 (a), helgidinson 60/2, HLPhoto 48/5, huci 103 (b), ia_64 17/5 (torch), igor 27bl, iofoto 67/3, Eric Isselee 24/3, 24/8, ivanukh 60/5, J and S Photography 17/5 (gas stove), jahmaica 103 (a), JJAVA 48/10, jobhopper 36/2, k_vladimir 89/3, karnizz 60/4, Cathy Keifer 31b, Veniamin Kraskov 12/2, Artur Marciniak 48/7, Nataraj 62/2, nemar74 103 (e), Duncan Noakes 27cr, Tyler Olson 38 (f), Didier Ritzmann 22 (a), rnl 32/4 (a), robertkoczera 12/6, Jérôme Rommé 32/2 (b), Jarosław Roś 60/3, Rui Vale de Sousa 51, Sabphoto 42c, Ruta Saulyte 43/2, Elena Schweitzer 10 (d), 74 (d), shaunlephoto 32/3 (b), silver-john 71 (c), Janis Smits 17/5 (matches), sombra_de_luna 24/7, StarJumper 24/10, franck steinberg 32/4 (b), stuartbur 48/11, sumire8 60/1, swishippo 31t, Ali Taylor 67/2, Tiramisu Studio 48/1, tycoon101 48/2, Dmitry Vereshchagin 74 (h), vichie81 47 (c), Viktor 48/3, Richard Villalon 12/9, vitallii 62/1, volga1971 24/1, wittybear 87/4 (b), Brad Wynnyk 89r, xalanx 53; Getty Images: Esbin-Anderson 54 (a), Haven 54 (c), Hill Street Studios 42b, Ben Ivory 67/1, Jupiterimages 94br, Ariel Skelley 62/4, Zave Smith 22br, The Image Bank / Shannon Fagan 22bl; **ImageMore Co., Ltd:** 74 (c), 74 (f); **Jupiterimages:** Photos.com 32/1 (a); **Pearson Education Ltd:** Studio 8 104l, Tudor Photography 12/3 & 4; **PhotoDisc:** 24/6, 106/3, Tony Gable. C Squared Studios 74 (e), Photolink 86, StockTrek 87/1 (a), 89/1, 89/2, 89/5; **Shutterstock.com:** Aaron Amat 24/4, Ambient Ideas 26 (g), Atlaspix 60/7, Israel Hervas Bengochea 60/8, ConstantinosZ 74 (j), cowardlion 46br, d13 36/4, Andy Dean Photography 54b, Dja65 106/4, dotshock 62/7, EpicStockMedia 66 (d), First aid 17/5 (first aid box), Gelpi JM 41, Eric Gevaert 32/2 (a), Mandy Godbehear 65l, godrick 87/1 (b), 106/2, Stephen B. Goodwin 26 (b), Janet Faye Hastings 48/4, Mark Herreid 12/1, Tom Hirtreiter 87/3 (a), holbox 47b, Eric Isselee 10 (a), 24/5, jabiru 48/8, JHDT Stock Images LLC 77, Julian W 87/2 (b), Anan Kaewkhammul 32/3 (a), kamilpetran 66 (b), John Kasawa 12/8, Christian Kieffer 66 (c), Kletr 26 (a), Ansis Klucis 74 (g), Tamara Kulikova 17/2, Loo Joo Pheng 27tr, Janelle Lugge 30l, Mazzur 70 (b), Monkey Business Images 48/9, monticello 17/4 (water), naluwan 10t, Andrey Pavlov 27br, pedalist 38 (c), Richard Peterson 26 (f), Phant 74 (k), photobar 24/2, I. Pilon 36/1, pixbox77 91 (c), pmphoto 87/4 (a), Pyty 70 (a), restyler 17/5 (batteries), rm 32/4 (c), SergiyN 61, somchai 10 (b), songyos 23 (c), spotmatik 38 (a), Ferenc Szelepcsényi 36/5, Twonix Studio 103 (c), Beth Van Trees 65r, Francois van Heerden 27tl, Tracy Whiteside 81r; **Sozajiten:** 74 (a).

Screenshots: Screenshot on page 78 front cover of *Diary of a Wimpy Kid* by Jeff Kinney (First published in the US by Harry N. Abrams 2007, Puffin Books 2008). Copyright © Jeff Kinney, 2007. Reproduced by permission of Penguin Books Ltd.

All other images © Pearson Education

Every effort has been made to trace the copyright holders and we apologize in advance for any unintentional omissions. We would be pleased to insert the appropriate acknowledgement in any subsequent edition of this publication.

Contents

Scope and sequence	4
Welcome	6
① Adventure camp	12
Wider World 1	22
② Wildlife park	24
Review Units 1 and 2	34
③ Where we live	36
Wider World 2	46
④ Good days, bad days	48
Review Units 3 and 4	58
⑤ Trips	60
Wider World 3	70
⑥ Arts	72
Review Units 5 and 6	82
⑦ Space	84
Wider World 4	94
⑧ The environment	96
Review Units 7 and 8	106
Goodbye	108
Wordlist	112
Verb list	115

Scope and sequence

Welcome

Vocabulary: **Senses:** look, smell, taste, sound, feel

Structures: Does it look good? Yes, it does. / No, it doesn't.
What does it look like? It looks good. It looks like a cake.

1 Adventure camp

Vocabulary: **Camping equipment:** sleeping bag, tent, poles, pegs, compass, flashlight, first-aid kit, air mattress, air pump
Camping activities: pitch the tent, take down the tent, put in the pegs, set up the bed, cover our heads, light a fire, keep out the rain, read a compass

Structures: Flo is good at swimming.
I like hiking, but I don't like sailing.
I love fishing and camping.
I'm pitching the tent.
We're putting in the pegs.
I can pitch a tent, but I can't read a compass.

Cross-curricular:

Social science:
Being a mountaineer and an adventurer survival kit

Values:
Safety first.
Think about safety when you go camping.

2 Wildlife park

Vocabulary: **Animals:** rhino, cheetah, panther, meerkat, emu, scorpion, seal, otter, sea turtle, tiger, lemur, koala, whale
Superlative adjectives: tallest, longest, shortest, biggest, smallest, heaviest, lightest, fastest, slowest

Structures: How heavy is it? It's 800 kilograms.
How tall is it? It's 5 meters tall.
The giraffe is taller than the rhino.
The giraffe is the tallest.
Are otters bigger than seals? Yes, they are. / No, they aren't.
Were the giraffes taller than the trees? Yes, they were. / No, they weren't.
Which is the heaviest? The hippo is the heaviest.

Cross-curricular:

Science:
Chameleons kept, in the wild

Values:
Think before you act.
Think carefully before making important decisions.

3 Where we live

Vocabulary: **Places:** supermarket, library, park, movie theater, shopping mall, museum, bank, pharmacy, castle hospital, airport, bookstore, station, arcade, coffee shop

Structures: How do you get to the school? Go straight, then turn left at First Avenue. / It's next to the movie theater. / It's behind the park. / It's at the end of First Avenue.
I want to go to the park. / He/She wants to go to the park.
I have to go to the library. / He/She has to go to the library.

Cross-curricular:

Geography:
Interesting places

Values:
Learn to be flexible. It can be frustrating when you have to do things you don't want to do. Learn to stay calm and just do it!

4 Good days, bad days

Vocabulary: **International food dishes:** curry, an omelet, spaghetti, fish and chips, paella, dumplings, sushi, stew, rice and beans, noodles, soup
Verbs and objects: pack my bag, miss the bus, pass a test, eat my lunch, bring my juice, drop the ball

Structures: I cooked stew.
He dropped the plate.
She paddled very quickly.
We fell in the lake.
What happened? I didn't pass my test because I didn't study.
He didn't bring his juice because he was late for school.

Cross-curricular:

Social science:
Ellen the sailor sailor, alone, broke (the world record)

Values:
Be positive about your day. Don't worry. Be happy.

5 Trips

Vocabulary: **Tourist attractions:** aquarium, amusement park, palace, water park, theater, national park, circus, botanical gardens
Amusement park attractions: ride the Ferris wheel, go on the bumper cars, play miniature golf, go on the paddle boats, ride the roller coaster, go on the pirate ship, go on the water slide

Structures: What did you do yesterday? I went to the aquarium.
 Did you go to the aquarium? Yes, I did. / No, I didn't.
 Did you like the aquarium? Yes, I did. / No, I didn't.
 What will you do at the amusement park?
 First, I'll ride the Ferris wheel. Then I'll go on the bumper cars.

Cross-curricular:
Social science:
 Beach safety

Values:
 Plan, but be flexible.
 Planning helps you do more things.

6 Arts

Vocabulary: **Movie genres:** thriller, comedy, sci-fi, romance, musical, cartoon, action, western
Musical instruments: cello, harmonica, saxophone, triangle, drums, clarinet, harp, tambourine, cymbal, maracas, castanets

Structures: I saw the movie by myself.
 You wrote it by yourself.
 He made it by himself.
 She didn't go to the movie by herself.
 We didn't watch it by ourselves.
 They didn't draw it by themselves.
 Did you hear the cello? Yes, I did. / No, I didn't.
 Have you ever played the saxophone? Yes, I have. / No, I haven't.
 Have you ever been to a concert? Yes, I have. / No, I've never been to a concert.

Cross-curricular:
Literature:
 Poetry

Values:
 Learn to be self-sufficient.
 You can always do some things by yourself.

7 Space

Vocabulary: **Space:** an astronaut, a planet, a comet, a telescope, an alien, a spaceship, a satellite, the Moon, a star, the Sun
Adjectives: complicated, amazing, frightening, intelligent, brilliant, important, fascinating, gorgeous

Structures: Who are they? They're astronauts.
 When did they come? They came last night.
 Where did they come from? They came from the Moon.
 How did they get here? They came by spaceship.
 Why are you looking at the sky? I saw a flashing light.
 What's that flashing light? It's a spaceship.
 Which telescope is more complicated?
 The big telescope is more complicated than the small telescope.
 Which telescope is the most complicated?
 The big telescope is the most complicated.
 Which telescope is less complicated?
 The small telescope is less complicated than the big telescope.
 Which telescope is the least complicated?
 The small telescope is the least complicated.

Cross-curricular:
Science:
 Space facts
 giant leap, mankind, discovery, life, possible

Values:
 Use your imagination when you are trying to solve a problem.

8 The environment

Vocabulary: **Ways to help the environment:** recycle paper, recycle bottles, pick up trash, reuse plastic bags, turn off the lights, use public transportation
Environmentally friendly outcomes: recycle paper / save trees, recycle bottles / save resources, pick up trash / keep the planet clean, reuse plastic bags / reduce waste, turn off the lights / conserve energy, use public transportation / reduce pollution

Structures: Are you going to recycle paper? Yes, I am. / No, I'm not. I'm going to recycle bottles.
 What can you do to help? I can use public transportation.
 If you reuse plastic bags, you'll reduce waste.

Cross-curricular:
Geography:
 Our amazing world

Values:
 Save our planet.
 Learn to save energy and keep the planet clean.

Welcome

1



Talk about the pictures.
Then listen and read.

1

IT'S THE YEAR 2084. MATT WORKS AT
THE FUTURE ISLAND SCIENCE PARK.
IT'S TIME TO GO HOME.

Come on, AL.
It's late and I'm tired.
Let's go home.

Yes, sir.

Hey, AL, does
that look strange
to you?

Yes, sir. And the
time hole detector
is buzzing!

BANG

2

BANG

WOAH!! OK, that's
enough. We're going in!

3

6

Hurry up,
Dot!

Don't worry! We have
all the time in the world
with this machine!

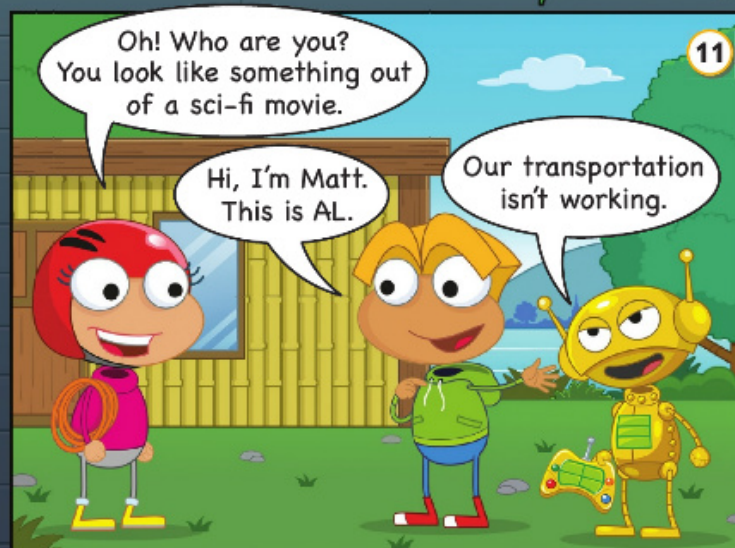
4

There's something weird
about those guys...

5

OK, I got what we
need. We can go now.

Good. I want to
go home, Zeb.



TO BE CONTINUED...

Matt's office in the Science Park



Travel through time and space with a THD

1



Matt

This is Matt. He works at the Science Park on Future Island. He is a time engineer. He works in a very modern office. Matt is hard-working and patient. He often works until late at night.

2



AL

This is AL. He is Matt's droid assistant. He was made with expensive technology. He helps Matt solve difficult problems. They often time-travel together. AL is talkative and very smart. He likes working for Matt.

3



Bella

4



Zeb

Dot




This is the mysterious couple who took the THD. Now they want to go home. They are smart and fast. Who are they? Why did they take the technology? Matt wants to know the answers to these questions.

This is Bella. Bella is at an adventure camp. She joins Matt and AL on their mission. She will try to help them find the mysterious couple. Bella is smart, creative, and helpful. She is good at computers and is never bored.

- 2** Work with a friend and write. What things can you see in Future Island that we do not have now?

- 1 _____
- 2 _____
- 3 _____
- 4 _____

- 3**  Listen and read about Matt, AL, and Bella. Then write.

- 1 What's Matt's job?
He _____.
- 2 What's AL's job?
He _____.
- 3 Where is Bella?
She _____.
- 4 What do the mysterious couple want to do?
They _____.


- 4** Correct the sentences.

- 1 Matt doesn't work at the Science Park.

- 2 Bella doesn't understand computers.

- 3 AL isn't talkative.

- 4 The mysterious couple are slow and stupid.

- 5**  Ask and answer. What do you think will happen in the story?

I think Matt will...

I think the mysterious couple will...

I think Bella will...

6 Listen and say.

LOOK!


Does it look good?

Yes, **it does**. / No, **it doesn't**.

What **does it look like**?

It looks good.

It looks like a cake.



7 Listen and check (✓). Then number the pictures.

	looks	feels	smells/sounds/tastes
1	scary <input type="checkbox"/> hard <input type="checkbox"/>	spiky <input type="checkbox"/> soft <input type="checkbox"/>	nice <input type="checkbox"/> sweet <input type="checkbox"/>
2	round <input type="checkbox"/> red <input type="checkbox"/>	smooth <input type="checkbox"/> hard <input type="checkbox"/>	loud <input type="checkbox"/> quiet <input type="checkbox"/>
3	cute <input type="checkbox"/> scary <input type="checkbox"/>	hot <input type="checkbox"/> furry <input type="checkbox"/>	
4	wild <input type="checkbox"/> wet <input type="checkbox"/>	cold <input type="checkbox"/> hot <input type="checkbox"/>	

a



b



c



d



8 Look at Activity 7 and write.

- The _____ feels _____ and tastes _____.
- The _____ looks _____ and _____ loud.
- The _____
- The ice cube _____