

Grammar Right!

LEVEL

B

Student
Book



Angela Llanas
Libby Williams

Grammar Right!

LEVEL

B

Student
Book



Angela Llanas
Libby Williams

Catalogue Publication Data

Grammar Right! Level B. Student Book

Authors: Angela Marian Stansbie, Elizabeth Williams

Pearson Educación de México, S.A. de C.V., 2022

ISBN: 978-607-32-5586-8

Area: School

Format: 21 × 27 cm

Page count: 188

Product Vice President: Juliano De Melo ■ **ELT Director:** Marjorie Robles ■ **Product Manager:** Anita Heald ■ **Product Developer:** Hened Manzur ■ **Content Support:** Joep van der Werff ■ **Proofreading:** Canda Machado ■ **Art and Design Coordinator:** Juan Manuel Santamaria ■ **Layout:** Berenice Hinojosa ■ **Interior Design:** Berenice Hinojosa ■ **Cover Design:** Eleazar Maldonado / Factor02 ■ **Cover Illustrations:** Eleazar Maldonado / Factor02, Mónica Alejandra Cahue, David Octavio Yáñez Rivas, Shutterstock ■ **Illustrations:** Mónica Alejandra Cahue Morales, Sheila Meissi López Cabeza de Vaca, Rafaela López, David Octavio Yáñez Rivas ■ **Photo Research:** Eva Ibarra ■ **Photo Credits:** Pearson Asset Library (PAL), Shutterstock

Contact: soporte@pearson.com

This adaptation is published by arrangement with Pearson Education Limited

Every effort has been made to trace the copyright holders and we apologize in advance for any unintentional omissions. We would be pleased to insert the appropriate acknowledgment in any subsequent edition of this publication.

© Pearson Educación de México, S.A. de C.V.

First published, 2022

ISBN PRINT BOOK: 978-607-32-5586-8

ISBN E-BOOK: 978-607-32-5587-5

Impreso en México. *Printed in Mexico.*

1 2 3 4 5 6 7 8 9 0 - 25 24 23 22

D.R. © 2022 por Pearson Educación de México, S.A. de C.V.

Avenida Antonio Dovalí Jaime #70

Torre B, Piso 6, Colonia Zedec Ed. Plaza Santa Fe

Delegación Álvaro Obregón, México, Ciudad de México, C. P. 01210

www.PearsonELT.com



All rights reserved. No part of this publication may be reproduced, stored in a retrieval system, or transmitted in any form or by any means, electronic, mechanical, photocopying, recording, or otherwise, without the prior permission of the publisher.

Pearson Hispanoamérica

Argentina ■ Belice ■ Bolivia ■ Chile ■ Colombia ■ Costa Rica ■ Cuba ■ República Dominicana ■ Ecuador ■ El Salvador ■ Guatemala ■ Honduras ■ México ■ Nicaragua ■ Panamá ■ Paraguay ■ Perú ■ Uruguay ■ Venezuela



Dear Student,

Welcome to **Grammar Right!**

Grammar Right! will take you on a journey to discover how grammar is present in our everyday lives. It is everywhere: we use it at home, in school, in our social life, even in games; it is the core of any language!

Grammar Right! is filled with lessons that present engaging topics that will stimulate your imagination and will help you learn grammar in an easier, fun way. You will notice how grammar helps you to become a better speaker, listener, writer, and reader.

Grammar Right! is a great start on this journey to learn English.

Warmly,

Ricardo Hernández Gómez

ELT-School Learning Services Manager & Master Trainer



Contents

Lesson 1

6 Simple Present Affirmative with *like, love, hate*

Lesson 2

12 Simple Present Negative with *don't* and *doesn't*

Lesson 3

18 *Do / Does* Questions with *have* and *like*

Lesson 4

24 Review

Lesson 5

26 Adverbs of Sequence

Lesson 6

32 Prepositions *in, under, next to, behind*

Lesson 7

38 Question Words *What* and *Where* with *is/are* and *do/does*

Lesson 8

44 Review

Lesson 9

46 Possessive Adjectives

Lesson 10

52 Possessive 's and s'

Lesson 11

58 *Have / has* and the Connector *but*

Lesson 12

64 Review

Lesson 13

66 *Have* in Simple Present in Negative; *a / any*

Lesson 14

72 Simple Present Questions with *have*; Short Answers

Lesson 15

78 *There is / There are* in Questions and Answers

Lesson 16

84 Review



Lesson 17

86 *There is some /
There aren't any*

Lesson 18

92 *Is there any...?* Countable
and Uncountable Nouns

Lesson 19

98 Questions in Simple Present
with Question Words

Lesson 20

104 Review

Lesson 21

106 Present Continuous
Affirmative, All Subjects

Lesson 22

112 Present Continuous
in Negative

Lesson 23

118 Present Continuous
with *Wh*-questions

Lesson 24

124 Review

Lesson 25

126 Imperatives in Affirmative
and Negative

Lesson 26

132 Position of Adjectives

Lesson 27

138 Gerunds

Lesson 28

144 Review



Lesson 29

146 Possessive Pronouns

Lesson 30

152 *How many? / How much?*

Lesson 31

158 Present Continuous with
Yes / No Questions

Lesson 32

164 Review

Lesson 33

166 *There is / There are* All Forms;
Countable and Uncountable

Lesson 34

172 *Can*; Simple Present;
Prepositions

Lesson 35

178 *Wh*-Questions with *Can*,
Present Continuous
and Simple Present

Lesson 36

184 Review



Grammar

Simple present affirmative
with *like, love, hate*

Value: Choosing well

GSE

25 Reading: Can understand
a simple text if supported
by pictures.

33 Writing: Can write two or
three related sentences on a
familiar topic.

29 Speaking: Can answer
simple questions about their
daily routines using gestures
and short, fixed expressions.

1 Read the story. What is it about?

- Choosing what program to watch.
- Choosing what activity to do.



Maribel and Dan love to watch television. But today there's a problem! Maribel likes cartoons, but Dan likes action movies. He hates cartoons! And it's Saturday. That means Mom wants to watch TV, too. She likes documentaries! Then Dad comes in. He likes sports programs best, and today there's an international soccer game on the sports channel. "Today is my turn!" he says, and sits down and watches it! "Come on, children," says Mom. They go to the kitchen and make popcorn. Maribel and Dan hate soccer, but they both love popcorn! "Good choice, Mom," says Dan, and Maribel agrees!



Think Right!

How do you choose what
video or what television
program you want to
watch?

How do you choose what
book you want to read?
How do you choose what
game to play?

2 Find and underline all the *like, love, and hate* verbs.

Learn Right!

We use the simple present to talk about things that are true in the present, or things that happen regularly in the present.

We use the base form of the verb with *I, you, we, and they*.

We use the base form of the verb+s with *he, she and it*.

Subject	verb	complement
I	like	sports programs.
You	love	cartoons.
He	likes	popcorn.
She	hates	videos about how to make things.
It	loves	popcorn.
We	hate	action movies.
You	like	to watch videos.
They	love	documentaries about animals.



Cultural Note

Most children in the US watch television programs or videos for three hours every day.

<i>like, love, hate</i>	+ noun
I like	popcorn.
She loves	sports.
He hates	cartoons.
<i>like, love, hate</i>	+ verb
She likes	to watch movies.
I like	to eat popcorn.
He likes	to play video games.



Do it Right!



3 Circle the correct option.


- a. Ollie **like** / **likes** to watch videos.
- b. Mom and Dad **love** / **loves** to watch movies.
- c. My sister **like** / **likes** popcorn.
- d. The children **hate** / **hates** news programs.
- e. We **like** / **likes** action movies.

4 Write the correct form of the verbs.

- a. Grace *likes* (like) to play video games.
- b. Jorge (love) to eat popcorn.
- c. My cousins (hate) to watch soccer on TV.
- d. They (love) to play soccer.
- e. My dad (like) action movies.



5 Look at the faces. Complete the sentences.



- a. We 😊 😊 *love* documentaries about animals.
- b. She 😊 cartoons.
- c. Denzel 😊 😊 to play video games.
- d. My big brother 😠 😠 cartoons.
- e. They 😊 to watch movies with popcorn.

6 Complete the sentences with information from the chart.

😊 = like

😊😊 = love

😡😡 = hate



dance videos



cartoons



horror movies

Ellie	😊😊	😊	😡😡
Jason	😡😡	😊	😡😡
Quinn and Efrem	😊	😊	😡😡

a. Ellie dance videos.

b. Ellie horror movies.

c. Jason hates videos.

d. Jason likes

e. Quinn and Efrem cartoons.

f. They hate

7 Write the sentences correctly.

a. Billy like to read.

Billy likes to read.

b. Jenny like to play video games.

c. Fer and Pau likes to play in the park.

d. Rodrigo love to eat snacks.

e. Jamal and Liz hates to watch sports on television.

8 Complete the story with words from the box.



Doug and Louise *like* 😊 to help their mom in the house. They love to help at breakfast time: Louise 😊 to break the eggs. Doug 😊😊 to toast the bread. But there are some jobs that aren't fun! Doug 😡😡 to wash the dishes. Louise hates her bed.

love
like
loves
likes
hates
to make

9 Complete the story with the correct form of the verbs.



“Let’s play,” says Ike.

“OK, but what?” says Lena.

Ike (like) to play dominoes, but Lena
hates (hate) dominoes. Ike (love) to do
jigsaws, but Lena doesn’t.

“Let’s play on our bikes in the yard,” says Ike.

“Good idea,” says Lena.

They both (like) to play outside and they
both (love) their bikes. It’s a great choice!

10 What about you? Write sentences about what you *like*, *love*, and *hate*.



- a. I like
- b. I don’t like
- c. I love
- d.
- e.



11 Write about your family members or friends. Use *like*, *love*, and *hate*.

- a. My mom likes
- b. My friend loves
- c.
- d.
- e.



- 12 Get into small groups. Write a story using the pictures below. Throw a die to see which picture you start your story with. Then choose the other pictures to form a story.



This is a story about two children, a girl and a boy. In the story they are choosing things to do, where to go, etc.

- 13 Write your story here.

☐ (name) and (name) are bored. What
☐ can they do? They
☐
☐
☐
☐

Choosing well

When can you choose? How do you choose a pet, a book, a movie, a video, a game, what to eat, what to play? What (or who) helps you to make good choices?

Grammar

Simple present negative with don't and doesn't.

Value: Eating well

GSE

25 Reading: Can distinguish between a negative statement and a positive statement.

33 Writing: Can write two or three related sentences on a familiar topic.

30 Speaking: Can ask simple questions about someone's family and friends, using basic phrases.

1 Read the story. What's the matter with Joshua and why?




Joshua has a tummy ache. Why? Because he doesn't eat well.

He doesn't like eggs or fruit for breakfast, so he has cereal! But Joshua and his mom don't buy healthy cereals at the supermarket. Joshua likes cereal with a lot of sugar on it!

He has a sandwich for lunch, but he doesn't like brown bread, so he doesn't eat it! He eats cookies instead!

And fresh vegetables? Joshua doesn't like them! He likes junk food! He eats white bread and sugary snacks all day long.

His parents don't like it, but that's Joshua! And that's why he has a stomachache. Everyone should eat well!



Think Right!

What foods are good for you? Do you like to eat them?

What foods are bad for you? Why aren't they good for you?

2 Underline all the negative verbs.

Learn Right!

We form the negative of the simple present with *don't* and *doesn't*. Use *don't* with *I, you, we, they*. Use *doesn't* with *he, she, it*.

Subject	negative auxiliary	verb	complement
I	don't	like	cauliflower.
you	don't	like	to eat junk food.
He	doesn't	like	vegetables.
She	doesn't	eat	peanut butter.
It	doesn't	like	sugar.
We	don't	like	soda.
You	don't	like	to eat sugary snacks.
They	don't	eat	healthy food.




Cultural Note

Most children see about ten advertisements a day for junk food. That's over 4,000 junk food ads and commercials in a year!



Do it Right!

- 3 Look at the food chart and identify the food orally. What food can you eat a lot of? What food isn't very good for you?



- 4 Circle the correct word.

- Millie **don't** / **doesn't** like yogurt.
- Rosa **don't** / **doesn't** like green beans.
- My mom and dad **don't** / **doesn't** eat donuts.
- The children **don't** / **doesn't** like coffee.
- My dog **don't** / **doesn't** like tomatoes.

- 5 Complete the sentences with *don't* or *doesn't*.

- Mike's mom buy soda.
- My parents like sugary snacks.
- Nathan like spinach.
- We like blue cheese.
- They eat a lot of fish.

6 Write the sentences correctly.

a. The Brown children doesn't eat healthy food.

.....

b. Mrs. King don't like sugary drinks.

.....

c. Nick and Deli doesn't eat enough fruit.

.....

d. She doesn't eats fish.

.....

e. Melinda don't like vegetables.

.....

7 Complete the sentences about the children.



a. Zena like lettuce.

b. She broccoli.

c. Leo doesn't like

d. don't like carrots.

e. They eggs.

f. They don't like



8 Complete the story with the verbs in affirmative (✓) or negative (✗).

Mr. and Mrs. Hungry are always hungry! Mr. Hungry doesn't like (like, ✗) fruit and vegetables.

He (eat, ✗) green beans, broccoli, or carrots. He (like, ✓) donuts, cake, and cookies best! Mr. and Mrs. Hungry

(buy, ✗) healthy food at the supermarket. They (buy, ✗) apples, bananas, and peaches.

They (buy, ✓) ice cream and candy!





9 Unscramble the sentences.

- a. healthy / eat / food / doesn't / He
- b. green beans / She / like / doesn't
- c. like / don't / yogurt / we
- d. ham sandwiches / like / They / don't
- e. donuts / like / don't / I

He doesn't like healthy food.

.....

.....

.....

.....

10 Choose one thing from each food group (see page 14). Complete the sentences with the auxiliaries *don't*, *doesn't*, and the verbs *like*, *eat*, or *buy*.

- a. I don't like
- b. We don't eat a lot.
- c. He every week.
- d. They
- e. She



11 Write about what food you and your friends don't like. Then make a drawing.

- a.
- b.
- c.
- d. My friend
- e.

- 12 Play in groups of three or four. Toss a coin to move. Make affirmative or negative sentences with *like*, *eat*, and *drink*.



= move 2 squares



= move 1 square



- 13 Write five different sentences from the game.

-
-
-
-
-

Eating well

Eat well and be healthy! Eating too many sugary and fatty foods isn't good for you. But that does not mean you can't eat any sugary or fatty things. What sweet things do you really like? How many sweet things do you eat every day? Do you have a healthy diet? Why? Why not?