

BIG

ENGLISH 1

PLUS



Mario Herrera • Christopher Sol Cruz



STUDENT'S BOOK

ALWAYS LEARNING

PEARSON

Contents

Unit	Vocabulary	Structures
Welcome to Class! pp. 4–9	student, teacher, window Classroom language: clap your hands, close your book, open your book, pick up your pencil, point to the door, raise your hand, sit down, stand up, turn around Shapes: circle, heart, rectangle, square, star, triangle Colors: black, blue, brown, green, gray, orange, pink, purple, red, white, yellow Numbers: 1–15	Hello! What's your name? I'm... Goodbye! How are you? I'm fine, thanks. What is it? It's a triangle. Is it a square? No./Yes. What color is it? It's blue. It's a blue circle. What's your favorite color? My favorite color is... How many...? How old are you? I'm...
1 Good Morning, Class! pp. 10–25	Classroom items: backpack, book, chair, crayon, desk, eraser, marker, pen, pencil, ruler	What is it? It's a pen. What are they? They're green pens. Stand up! Raise your hand! Don't talk!
2 My Family pp. 26–41	Family members: brother, dad, grandpa, grandma, grandparents, mom, parents, sister Other: photo album	Who's he? He's my brother. Who are they? They're my sisters. How many brothers do you have? I have two brothers. This is my dad. These are my parents. Her name's Megan.
3 My Body pp. 42–57	Parts of the body: arm, ear, eye, finger, foot/feet, hand, head, leg, mouth, neck, nose, toe Size: big, long, short, small Other: hair	Do you have big eyes? Yes, I do. Does she have long hair? Yes, she does. Does he have short hair? No, he doesn't. He has long hair. It's a desk. It's an eraser. They're crayons.
Checkpoint Units 1–3 pp. 58–61 Units 1–3 Exam Preparation pp. 62–63		
4 My Favorite Clothes pp. 64–79	Clothing items: blouse, boots, dress, gloves, hat, jacket, pants, shirt, shoes, shorts, skirt, socks, T-shirt	What are you wearing? I'm wearing a green hat. What's she wearing? She's wearing red pants. How old are you? I'm seven. How old is she? She's nine. How old are they? They're ten.
5 Busy at Home pp. 80–95	Home activities: brushing my teeth, combing my hair, drinking, eating, getting dressed, making lunch, playing, reading, sleeping, taking a bath, talking on the phone, washing	What are you doing? I'm talking on the phone. What's he doing? He's eating. What color is it? It's green. What color are they? They're red.
6 On the Farm pp. 96–111	Animals: cat, chicken, cow, dog, duck, frog, goat, horse, sheep, turtle Actions: eating, flying, jumping, running	What's the goat doing? It's eating. What are the chickens doing? They're running. This is my mom. Her name's Emma.
Checkpoint Units 4–6 pp. 112–115 Units 4–6 Exam Preparation pp. 116–117		
7 Party Time pp. 118–133	Food: cake, chicken, fries, fruit, ice cream, juice, milk, pasta, pizza, salad, water Days of the week	What do you have? I have salad. What does she have? She has milk. We don't eat cake. She doesn't sleep in a chair.
8 Fun and Games pp. 134–149	Toys: action figure, ball, bike, blocks, cars, doll, game, plane, puppet, stuffed animal, train Furniture: couch, shelf, table, toy box	Where's the ball? It's in the toy box on the shelf. Where are the blocks? They're under the desk. Is there a cake? Yes, there is. Are there fries? No, there aren't. There are sandwiches.
9 Play Time pp. 150–165	Action words: catching, dancing, hitting, jumping rope, kicking, riding, singing, skating, throwing	Is she singing? Yes, she is. Are they dancing? No, they aren't. You like horses. You don't like frogs. He likes fruit. He doesn't like salad.
Checkpoint Units 7–9 pp. 166–169 Units 7–9 Exam Preparation pp. 170–171		
Young Learners English Practice Starters pp. 172–180		
Cutouts pp. 181–185		
Big English Song p. 187		

CLIL/Culture	Values	Phonics	I can...
Math: School possessions notebook, pencil case, pencil sharpener, tablet How many pencils do you have? I have three pencils. Around the World: Classrooms	Be polite. Thank you. You're welcome. Please sit down.	a, t, p, n an, ant, at tan, tap pan, pant, pat nap	...name classroom objects. ...talk about the things I have and about rules. ...be polite.
Social Science: Gender baby, best friend, boy, girl, love, man, woman This woman is my mom. This girl is my sister. This is my sister. Around the World: Families	Help your family. Can I help you? Yes, thank you. Please help me. OK. I can help you.	i, s, b, d in, is, it, pin sad, sit bad, bat dad, dip	...talk about my family. ...say how many brothers and sisters I have. ...ask to help my family.
Science: The senses cake, flower, guitar, hear, ice cream, picture, see, smell, taste, teddy bear, TV I see/taste/hear/smell with my ... Around the World: Flags	Keep clean. Wash with soap. Rinse with water. Dry your hands.	e, c, g, m pen, pet cap, cat gas, get, wig map, mat	...name one or more parts of the body. ...talk about my senses. ...say how I keep clean.
Social Science: Weather and clothing cold, desert, dry, hot, jungle, mountains, wet It's cold in the mountains. I'm wearing a jacket. Around the World: Funny hats	Respect all cultures. They're wearing traditional clothes from Guatemala.	o, k, ck dog, on, pot kid, kite kick, neck, pick, sock	...say what people are wearing and their age. ...talk about clothes. ...respect all cultures.
Art: Shapes apartment, circle, houseboat, lighthouse, rectangle, square, yurt Around the World: Homes bathroom, bedroom, comfortable, dining room, kitchen, living room, motor home, trailer park	Help at home. He's washing the dishes. She's drying the dishes. She's cleaning her room. She's helping her parents.	u, f, ff run, sun, up fan, fog, fun off, puff	...talk about home activities. ...name shapes in homes and describe things. ...talk about helping at home.
Social Science: Baby animals calf, chick, kitten, puppy A baby chicken is called a chick. Around the World: Pets canary, hamster, mouse, pet, snake	Be nice to animals. feeding, walking I'm feeding the chicks.	r, h, j red, rock, run hat, hen, hut jam, jet, job	...talk about what animals and baby animals are doing. ...talk about possessions. ...say how to be nice to animals.
Science: Sweet and salty food chips, chocolate, cookies, fries, salt, salty, sugar, sweet Chips are salty. Chocolate is sweet. Around the World: Special food birthday, candy, pie, (seaweed) soup	Eat three meals a day. I eat breakfast every day. I eat lunch every day. I eat dinner every day. I eat salad for lunch every day.	l, ll, v, w leg, let bell, doll, tall van, vet we, web, win	...talk about party food. ...ask and answer about what people have. ...name sweet and salty food.
Art: Kites bird, butterfly, dragon, fish This kite looks like a fish. It's green. Around the World: Favorite toys	Share your toys. Sharing is fun! Here's my car. Let's share. Okay. Thank you!	qu, x, y quack, quick box, fox, ox, six yell, yes, yum	...name toys. ...say where something is. ...talk about sharing my toys.
Physical Education: Playground games climb, hide and seek, hop, hopscotch, tag Let's play hide and seek. Around the World: The same game paper, player, rock, scissors, win	Take care of your body. Get enough exercise. Get enough sleep. Get enough food and drink.	ss, z, zz kiss, mess, miss zap, zip buzz, fizz, jazz	...talk about actions and what I like/don't like. ...talk about games children play. ...say how I take care of my body.

Welcome to Class!

 ²
1 Listen, look, and say.



2 Listen. Ask and answer.



Hello! What's your name?


I'm Sam. Goodbye!

I'm Anna. What's your name?

Goodbye, Sam!



3 Listen and point.



4 Look at 3 and role-play with your teacher.

5 Read and match.

- 1 How are you?
- 2 What's your name?
- 3 Hello, I'm Mrs. Smith.


- a I'm Patrick.
- b Hello, Mrs. Smith.
- c I'm fine, thanks.

Shapes

 ⁵  **6 Listen, point, and repeat.**



triangle



circle



square



rectangle



star



heart

 ⁶  **7 Listen and repeat. Then look at 6. Ask and answer.**




What is it?

It's a triangle.



 ⁷  **8 Listen and repeat. Then play a game.**



Is it a square?


No.

Is it a heart?

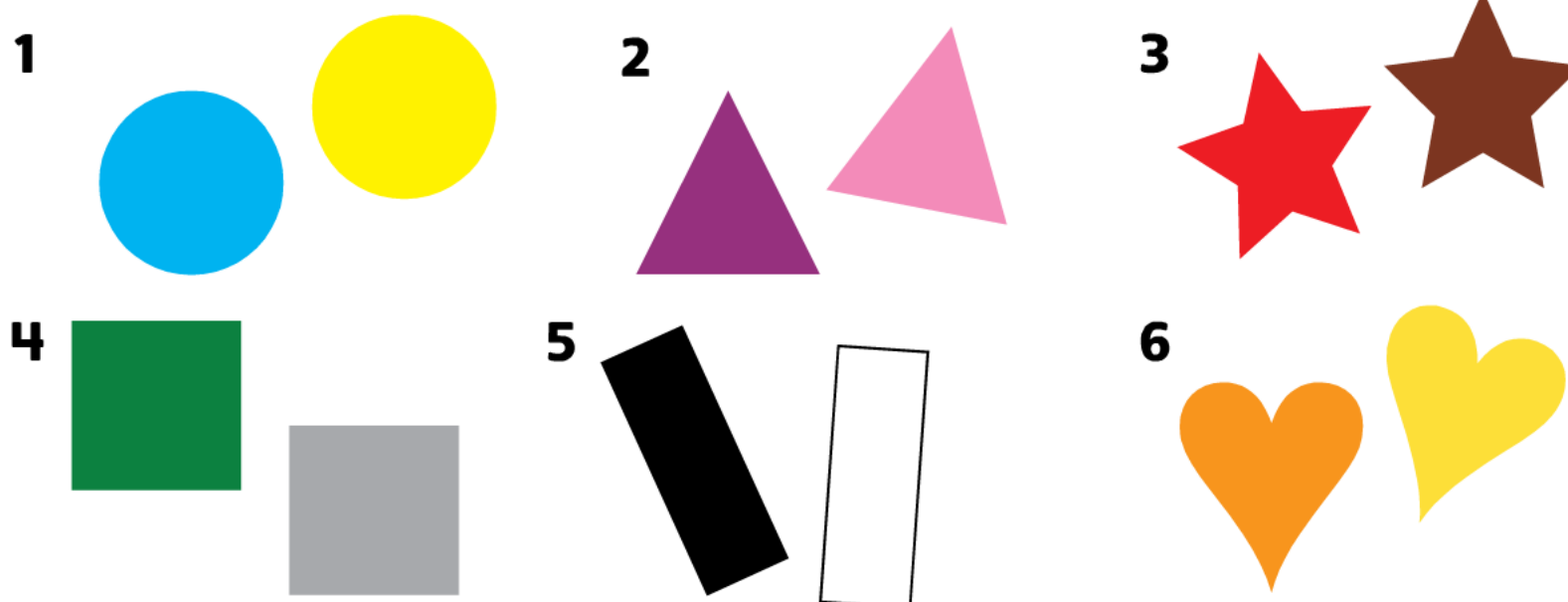
Yes!



8 Listen, point, and repeat.



9 Listen and circle.



11 Look at 10. Ask and answer.

What color is it?

It's blue. It's a blue circle.

10 Listen and repeat. Then ask the class.



What's your favorite color?

My favorite color is green.



Name	Favorite color

Numbers

11 Listen, point, and repeat.

1 one	2 two	3 three	4 four	5 five
6 six	7 seven	8 eight	9 nine	10 ten
11 eleven	12 twelve	13 thirteen	14 fourteen	15 fifteen

12 Count the shapes. Then listen and check.

	<input type="checkbox"/>
	<input type="checkbox"/>
	<input type="checkbox"/>
	<input type="checkbox"/>
	<input type="checkbox"/>
	<input type="checkbox"/>

15 Look at **14**. Ask and answer.

How many rectangles?

Ten. Ten rectangles.

13 Listen and repeat. Then ask the class.



How old are you?



I'm seven.

Name	Age

17 Listen and chant.

Listen to the Teacher!


Stand up!
Stand up!
Raise your hand
And turn around!



Point to the window!
Point to the door!
Clap your hands
And sit down!



Pick up your pencil!
Pick up your book!
Open your book
And close your book!



18 Listen and number.

a



b



c



d



19 Play the game.

Turn around!



Simon says, "Turn around!"




unit 1

Good Morning, Class!

 ¹⁷  **1** Listen, look, and say.



 ¹⁸  **2** Listen, find, and say.  **3** Play a game.



1920
4 Listen and sing. Then look at **1** and find.

The Classroom Song



Good morning, class.
Good morning to you!

How are you?

I'm fine, thank you.



What is it? It's an eraser.

What is it? It's a ruler.

What is it? It's a pencil.

What is it? It's a crayon.

Now pick up your pen
And open your book.

Say the words

And write with me.

Let's start now. 1, 2, 3!

Chorus



21
5 Listen and number.

a



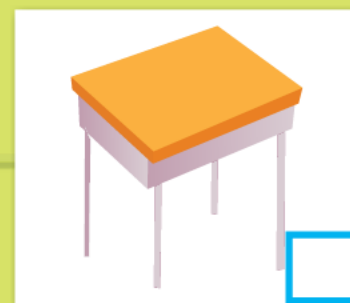
b



c



d



6 Look at **5**. Ask and answer.



What is it?

It's a chair.



THINK BIG



What is it? Listen, number, and say.

book ☐

backpack ☐

pencil ☐





Listen and read. What color is the marker?

Classroom Colors

Look, Tim. What is it?

It's a pen.

1

Look! What are they?

They're pencils.

2

Yes, they're yellow pencils.

And what is it?

It's a marker.
A red marker.

3

Yes! Good, Tim.

And what
are they?


They're erasers.

4

And what color
are they?



8 Look at the story. Then circle.



**THINK
BIG**

**What happens next?
Draw and say.**



Listen. Help Tim and Jane make sentences.



a backpack
a pencil

chairs
markers

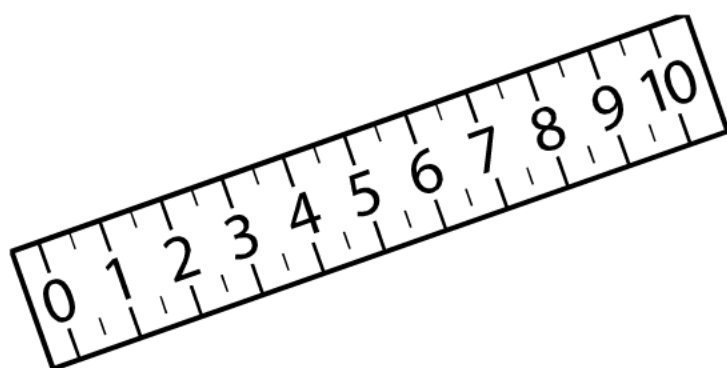
What is
it
?
It's
a pen
.

What are
they
?
They're
pens
.




10

Circle and color. Then circle and draw.



1 What is it? / What are they?
They're rulers. / It's a ruler.
It's blue. / They're blue.



2 What are they? / What is it?
It's a desk. / They're desks.
It's red. / They're red.



3 What is it? / What are they?
They're books. / It's a book.
It's yellow. / They're yellow.




4 What is it? / What are they?
They're erasers. / It's an eraser.
It's brown. / They're brown.

28

11 Listen and stick. Then say.


1



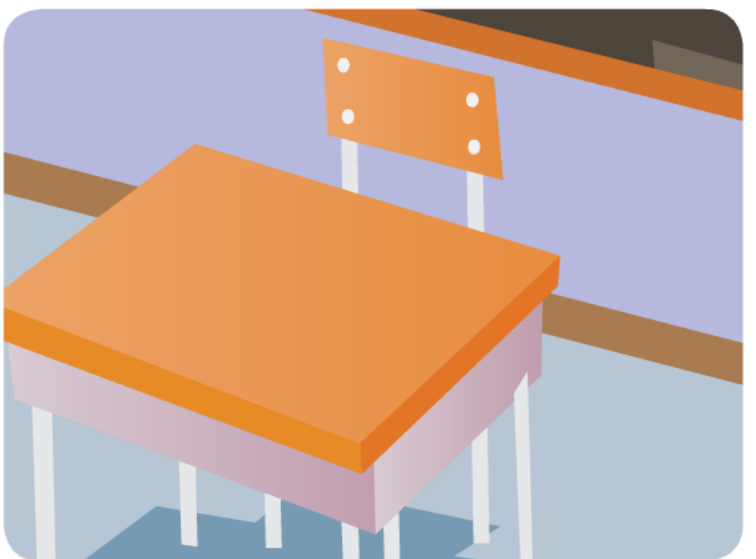
2



3



4



12 Look at 11. Ask and answer.



What is it?



What are they?

It's...

They're...



13 Draw and say.



29 **14** Look, listen, and repeat. Then say.



1 pencil case



2 tablet



3 pencil sharpener



4 notebook

30 **15** Look, listen, and read. Then match.

I have a...



Luke

1 I have a tablet, three notebooks, and a green pencil sharpener.

a



Emma

2 I have a yellow notebook and a pink pencil sharpener. My pencil case is blue.

b



Ahmed

3 I have two notebooks and a tablet. My pencil case is purple.

c



THINK BIG

How many...? Say.





16 Look at 15. Count and write.

	pencil sharpener	notebook	pen
Luke			
Emma			
Ahmed			

17 Do a class survey.

	Me		
pencils			
notebooks			
erasers			

How many pencils do you have?

I have seven pencils.

PROJECT

18 Make a **My Pencil Case** poster. Then present it to the class.


My Pencil Case



My pencil case is blue.
I have...



19 Look, listen, and repeat.



Stand up!



Sit down!



Look!



Don't talk!



Don't run!



Don't eat!

Stand up!	Don't talk!
Sit down!	Don't run!
Look!	Don't eat!

20 Look, read, and match.



a Raise your hand!

b Sit down!

c Don't clap your hands!

d Don't close your book!