

OXFORD


Rainbow 3 Bridge

Class Book and Workbook

with e-Book

Extra Reading and Activities Book

Plus




From the authors of **Treetops**
Sarah M Howell and Lisa Kester-Dodgson

Rainbow Bridge 3

Unit / Topic	Vocabulary	Structures	Values	Letters and sounds
Along the canal	a zebra crossing, a road, a traffic light, a seat belt, a helmet, the pavement	Look left. Look right. Stop. Look. Listen. Wait.		
Unit 1 In the town Places in town	a bookshop, a police station, a cafe, a playground, a toy shop, a school, a post office, a clothes shop	There's a (school). There are (three) (bikes). There are lots of (leaves).	Being calm Come back!	The alphabet
Unit 2 Numbers Numbers 11–20	eleven, twelve, thirteen, fourteen, fifteen, sixteen, seventeen, eighteen, nineteen, twenty	What's your name? My name's ... How old are you? I'm ... Where are you from? I'm from ...	Making friends Catch!	/eɪ/ – cake, play, rain, game, eight, paint, name
At the station	passengers, icicles, a help point, a train driver, a train, a police officer	Hold hands. Ask for help.		
Unit 3 Food and drink Food and drink	spaghetti, salad, rice, fish, milk, bread, chicken, soup	Do you like (spaghetti)? Yes, I like (spaghetti). No, I don't like (spaghetti).	Being polite I'm hungry!	/iː/ – bee, cheese, feet, leaves, tea, three, tree
Unit 4 At the shop Gifts Numbers 10–100	a key ring, an ice cream, a car, a doll, a comic, a ball, a postcard, a puzzle ten, twenty, thirty, forty, fifty, sixty, seventy, eighty, ninety, one hundred	Can I have a (postcard), please? Yes, here you are. How much is it? It's (20) cents.	Following instructions Look! It's a doll.	/aɪ/ – five, fly, white, rice, bike, climb, ice
In the woods	litter, a bin, a plastic bag, a sign, a bottle, a can	Don't drop litter. Pick up your bottle.		
Unit 5 My bedroom Furniture	a desk, a bed, a bookshelf, a lamp, a rug, a wardrobe, a chair, drawers	There's a (doll) in/on/under the (bed). There are (books) in/on/under the (chair).	Helping others We're lost.	/uː/ – bedroom, blue, shoe, soup, boot, food, ruler
Unit 6 Playtime Favourite play things	a racket, a bike, a poster, a helmet, a tablet, a Frisbee, a skateboard, a kite	She's got a (kite). He's got a (Frisbee).	Teamwork Don't wake Buddy!	/əʊ/ – hello, boat, go, postcard, nose, wardrobe, coat
At the beach	a whistle, goggles, a towel, the sea, a flag, a lifeguard	There's a red flag. I can't swim today. I can swim.		
Unit 7 Clothes Items of clothing	a tracksuit, shorts, trainers, sandals, a skirt, a T-shirt, a dress, trousers	I'm wearing a (blue) and (white) (T-shirt), (purple) (shorts) and (green) (trainers). I'm wearing an (orange) (skirt) a (pink) (T-shirt) and (white) (sandals).	Solving problems Russ's sandals	/z/ – trousers, gloves, trainers, flowers, ears, eyes, sandals
Unit 8 Sports Sports	play football, run, swim, play basketball, dance, ride a bike, do gymnastics, roller skate	Can you (swim)? Yes, I can. No, I can't.	Friendship Hello, Dickin!	/ð/ – weather, father, brother, mother, feather, clothes

Sarah M Howell and Lisa Kester-Dodgson



Rainbow

3 Bridge

Class Book and Workbook

Plus

Class Book

Around Bridge Town

Along the canal 4

Unit 1 In the town 6

Unit 2 Numbers 14

At the station 22

Unit 3 Food and drink 24

Unit 4 At the shop 32

In the woods 40

Unit 5 My bedroom 42

Unit 6 Playtime 50

At the beach 58

Unit 7 Clothes 60

Unit 8 Sports 68

CLIL Science: The water cycle 76

CLIL Science: Healthy eating 78

CLIL Citizenship: Recycling 80

CLIL Geography: Landscapes 82

Culture: Food and me! 84

Culture: Sport and dance and me! 86

Festivals: It's Christmas Eve! 88

Festivals: It's Easter time! 89

Workbook

Unit 1 In the town 90

Unit 2 Numbers 93

Unit 3 Food and drink 96

Unit 4 At the shop 99

Unit 5 My bedroom 102

Unit 6 Playtime 105

Unit 7 Clothes 108

Unit 8 Sports 111

Extra grammar practice

Unit 1 114

Unit 2 115

Unit 3 116

Unit 4 117

Unit 5 118

Unit 6 119

Unit 7 120

Unit 8 121


Wordlist 122

Song lyrics 124

E-book code Inside back cover

OXFORD
UNIVERSITY PRESS

Sid



Dickin

Rowan

Poppy





Will



Emily

Sniff



Fern



Russ

Around Bridge Town


Hill Town

Bridge Town




Bluebell Woods

Sea Town




Along the canal



- 1 Watch the video.
- 2 **Think** Talk about Bridge Town. See TG notes.
- 3 Listen and point. Repeat. Write.

a zebra crossing a road a traffic light
a seat belt a helmet the pavement

1 _____ 2 _____ 3 _____
4 _____ 5 _____ 6 _____



4 Sing *The Road Safety Song*. 1.3-1.4

Look left, look right.
Wait for the traffic lights
To change from red to green.
Be cool, be great.
Stop. Look. Listen. Wait!
When you cross the road.

Walk on the pavement
When you're in the town.
Keep safe, be cool.
Always look around.

Put on a seat belt
When you're in a car.
Keep safe, be cool.
You're a superstar!


5 **Class project** Make a Road Safety poster. See TG notes.

6 **The story so far** Listen and answer the questions. See TG notes.


1

In the town

Lesson 1

1 Listen and point. Repeat. Number.  16-17

2 **Think** Talk about your town. See TG notes.



- | | | | | | | | |
|--------------------------|------------|--------------------------|------------------|--------------------------|---------------|--------------------------|----------------|
| <input type="checkbox"/> | a bookshop | <input type="checkbox"/> | a police station | <input type="checkbox"/> | a cafe | <input type="checkbox"/> | a playground |
| <input type="checkbox"/> | a toy shop | <input type="checkbox"/> | a school | <input type="checkbox"/> | a post office | <input type="checkbox"/> | a clothes shop |

3 Chant.  18

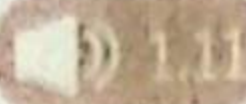
4 Play *The Questions Game*. See TG notes.



1 Write and say.



2 Sing the *Let's go to Town Song*.  1.9-1.10

Hello, nice to meet you!
How are you today?
Welcome to my busy town.
Let me show you around.

Look, there's a post office
A police station, too.
Look, there's a toy shop
Just for you.
Look, there's a school
And lots of cafes.
There are lots of playgrounds.
I play with my friends all day.

1 **Think** Listen. Where's the story?  1.11 See TG notes.

2 Now watch or listen and read.   1.12





1 Write. Number the story in order.

What Come town



2 Who is calm? Look and tick (✓).



3 Think Talk about being calm. See TG notes.

There's a school.

There are three bikes.

1 Listen and repeat. Then say.

2 Write *There's a* or *There are*.1 There's a school.2 There are three bikes.


3 _____ two cafes.

4 _____ lots of leaves.


5 _____ bookshop.

6 _____ post office.


3 What's different? Look and say.




There's a playground.




There are two playgrounds.





1 Listen and tick (✓). Then draw, tick (✓) and say.  114



Me



2 Write an email. Draw a picture of your town.


Hi, _____

This is my town, _____.

There's a _____ and
a _____.

There are _____ and there
are _____. I like my town! 😊

Love, _____.



3 Play *The Town Game*. See TG notes.

There's a post office. There are lots of clothes shops.
a bookshop, a police station, a cafe, a playground, a toy shop, a school, a post office, a clothes shop