

Kathleen Kampa • Charles Vilina

with
Student
Audio CD

Magic Time

Student Book



2nd Edition



irlanguage

OXFORD

Kathleen Kampa • Charles Vilina

Magic Time

Student Book

2nd Edition



این مجموعه با لوگوی مرجع زبان ایرانیان به صورت نشر بر خط و حامل به ثبت رسیده است. کپی برداری از آن خلاف شرع، قانون و اخلاق است و شامل پیگرد خواهد بود.

OXFORD
UNIVERSITY PRESS

Table of Contents

Syllabus	iv
Numbers	2
Unit 1: New Friends	4
Unit 2: At the Beach	8
Unit 3: Colorful Jungle	12
Review 1	16
Talk Time 1	18
Spring ABCs	20
Unit 4: In the Classroom	22
Unit 5: Dot's Birthday Party	26
Unit 6: Painting a Mural	30
Review 2	34
Talk Time 2	36
Summer ABCs	38
Unit 7: At the Campsite	40
Unit 8: Fruits and Vegetables Show	44
Unit 9: At the Park	48
Review 3	52
Talk Time 3	54
Fall ABCs	56
Unit 10: Pet Parade	58
Unit 11: Family Fun	62
Unit 12: Slumber Parties	66
Review 4	70
Talk Time 4	72
Winter ABCs	74
Songs and Chants	76
Word List	84

Syllabus

Unit	Title / Topic	Word Time	Use the Words	Action Word Time	Use the Action Words
1	<i>New Friends / Names</i>	Annie Ted Digger Dot	Hello! I'm Ted.	smile wave shake hands nod	Let's shake hands.
2	<i>At the Beach / Shapes</i>	triangle circle star rectangle heart square	I see a star.	walk dive tiptoe swim	Dive over here.
3	<i>Colorful Jungle / Colors</i>	blue red yellow green black orange	It's black.	draw color write paint	Paint with me.

Review 1

Talk Time 1: Share with others Star, please. Here you are. Thank you very much.
scissors tape glue paper

Spring ABCs: apple bear cat dog elephant fish

4	<i>In the Classroom / Classroom Items</i>	pencil book ruler eraser book bag crayon	It's a ruler.	pick up your book put down your book open your book bag close your book bag	Put down your book slowly. Put down your book quickly.
5	<i>Dot's Birthday Party / Numbers</i>	1 one 6 six 2 two 7 seven 3 three 8 eight 4 four 9 nine 5 five 10 ten	I'm one year old. I'm six years old.	stand up sit down kneel down lie down	Lie down. Okay.
6	<i>Painting a Mural / Parts of the Body</i>	arms legs hands feet fingers toes	I have two hands.	wash your hands dry your hands brush your hair comb your hair	Please brush your hair.

Review 2

Talk Time 2: Give to others Happy birthday! This book is for you. Thanks!
card drum game guitar

Summer ABCs: goat horse iguana juice kangaroo lemon monkey

Unit	Title / Topic	Word Time	Use the Words	Action Word Time	Use the Action Words
7	<i>At the Campsite/</i> Feelings	hot cold thirsty hungry sleepy tired	I'm cold.	drink eat cook clean up	Let's eat together.
8	<i>Fruits and Vegetables</i> <i>Show/</i> Fruits and Vegetables	tomatoes bananas carrots oranges cucumbers apples	I like oranges.	clap shout sing dance	Sing with me. Sure.
9	<i>At the Park/</i> Actions	swim play soccer ride a bike jump rope play baseball climb a tree	I can climb a tree.	throw the ball catch the ball hit the ball kick the ball	Watch me catch the ball.

Review 3

Talk Time 3: Be polite Excuse me. May I have a banana? Yes, of course.
fork spoon plate glass

Fall ABCs: nest octopus pink quilt rabbit sandwich


10	<i>Pet Parade/</i> Pets	rabbit bird dog frog turtle cat	I love my rabbit.	fly jump hop run	It can fly.
11	<i>Family Fun/</i> Family Members	grandmother mother sister grandfather father brother	This is my grandmother.	wink whistle laugh cry	Please don't laugh. Sorry.
12	<i>Slumber Parties/</i> My Room	clock chair lamp bed pillow desk	This is a bed. That is a chair.	play read listen watch TV	Let's listen. Good idea!




Review 4

Talk Time 4: Help others What's wrong? I can't find my turtle. Here it is!
key phone shoe lunchbox

Winter ABCs: turtle umbrella violin watch box yo-yo zebra

Numbers

A.  Listen and repeat.

B.  Listen and point.
Then chant.  

Pat



Ted



Digger



C. Trace the numbers.

Joe

Chris

Kelly

Jane

Annie

Kumi

Dot





Word Time

A. ^{CD1}₃ Look and listen.



Annie



Ted

B. ^{CD1}₄ Listen, point, and repeat.



Digger



Dot

C. ^{CD1}₅ Listen and point below. Then chant. ²

D. ^{CD1}₆ Listen and write the number.





Use the Words

A.  ^{CD1} Listen and repeat.



Hello! I'm Ted.

B.  ^{CD1} Listen and point below. 

C.  ^{CD1} Listen and point. Then sing along. 

