

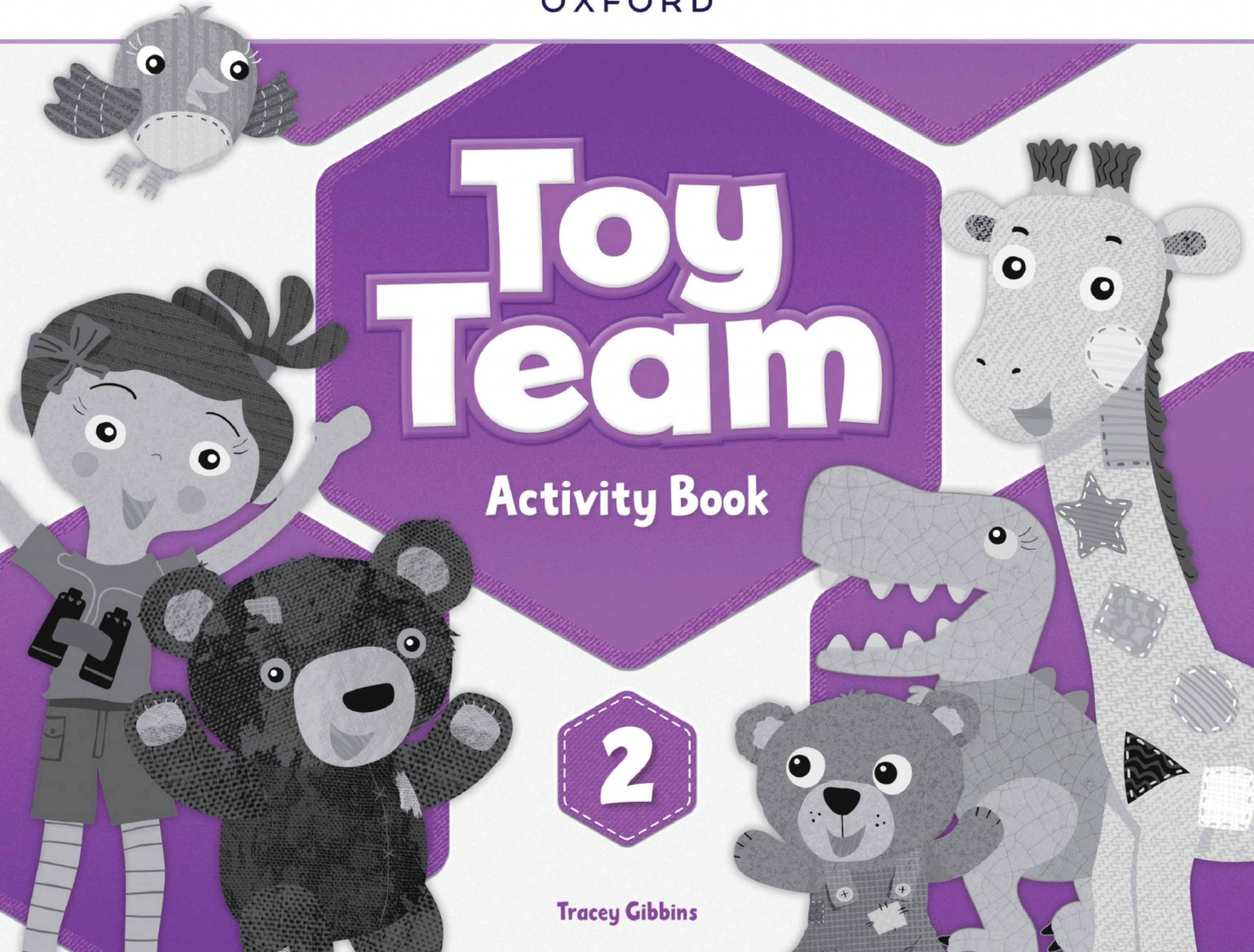
OXFORD

# Toy Team

Activity Book

2

Tracey Gibbins





# Toy Team

Activity Book

2

Tracey Gibbins

## Contents

|                   |                |
|-------------------|----------------|
| <b>Hello!</b>     | page <b>2</b>  |
| <b>Unit 1</b>     | page <b>4</b>  |
| <b>Unit 2</b>     | page <b>14</b> |
| <b>Review 1-2</b> | page <b>24</b> |
| <b>Unit 3</b>     | page <b>26</b> |
| <b>Unit 4</b>     | page <b>36</b> |
| <b>Review 3-4</b> | page <b>46</b> |
| <b>Unit 5</b>     | page <b>48</b> |
| <b>Unit 6</b>     | page <b>58</b> |
| <b>Review 5-6</b> | page <b>68</b> |
| <b>Festivals</b>  | page <b>70</b> |



**OXFORD**  
UNIVERSITY PRESS



# Hello!

## Lesson 1

Draw yourself. Color. Say *Hello, I'm ...*

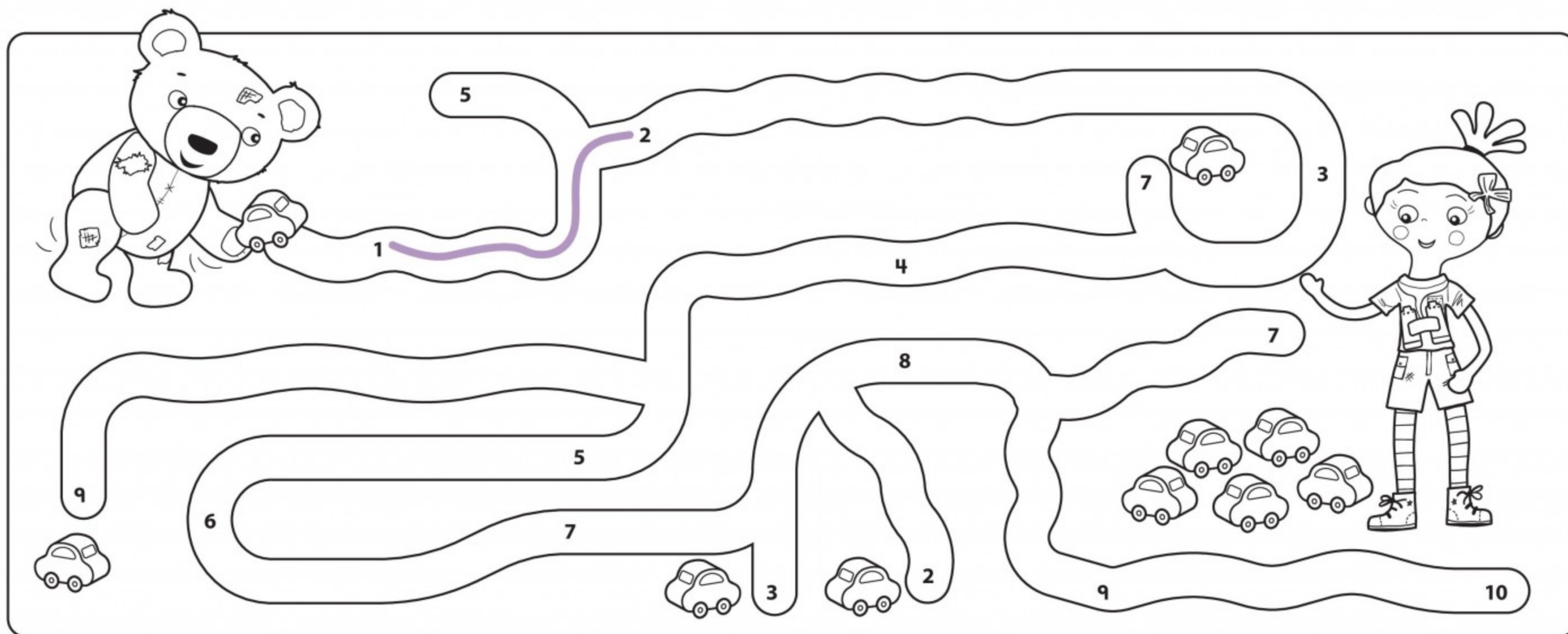





Trace and say. Follow the numbers 1–10.

## Lesson 2

5



# 1


# Parts of the body

## Lesson 1

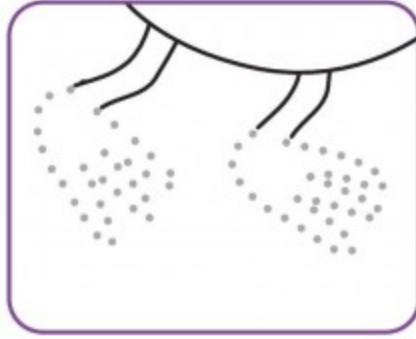
Trace and match. Say.



arms



body



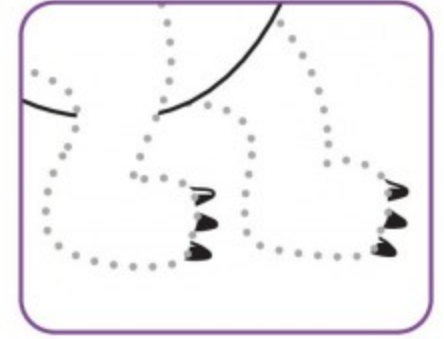
feet




hands



head



legs







body




legs




feet



hands



head



arms



Remember the story. Follow the path, choose, and circle.

# Ouch, my body!

