

OXFORD

# Project Explore

## Starter

### Upgraded



**Student Book**

with Online Practice

**Sarah Phillips**  
**Paul Shipton**





# Project Explore

Starter

Upgraded

**Student Book**

with Online Practice

Sarah Phillips  
Paul Shipton

 Guide for Classroom Presentation Tool



# STUDENT BOOK STARTER CONTENTS

Grammar

Vocabulary

1

Page	INTRODUCTION		
4	<b>A</b> Come to the park	<i>can / can't</i>	Everyday activities
6	<b>B</b> Lily and Finn	<i>be: it is / they are</i>	School items
8	<b>C</b> New friends		Colours / Numbers 1–20 <b>EVERYDAY ENGLISH:</b> Imperatives / Likes and dislikes
10	<b>D</b> Favourite things <b>L S</b> Numbers 1–20 / Countries and nationalities		
<b>ME!</b>			
12	<b>A</b> In the playground	<i>be: singular forms</i>	Feelings
14	<b>B</b> My family	<i>be: plural forms</i>	Family members / Numbers 20–100 / Adjectives to describe people
16	<b>C</b> Birthdays	Possessive adjectives	Dates
18	<b>D</b> Hurry up!		School subjects <b>EVERYDAY ENGLISH:</b> Telling the time
<b>REVISION</b> and <b>SONG:</b> Alphabet rumba 🎧 20		<b>CULTURE:</b> Do you speak English? ▶ 22	
<b>360° CULTURE IN OUR CLASSROOM 24</b>			

2

AT HOME			
26	<b>A</b> My room	<i>have got</i>	Items in a room
28	<b>B</b> My pets	<i>have got / has got</i>	Pets / Parts of the body
30	<b>C</b> My things	Question words with <i>have got</i>	Collections
32	<b>D</b> Too late!	<i>this / that / these / those</i>	Places in a house <b>EVERYDAY ENGLISH:</b> Polite requests
<b>REVISION</b> 34		<b>CULTURE:</b> Collections ▶ 36	
<b>DOCTOR Z EPISODE 1 38</b>			

3

MY DAY, YOUR DAY			
40	<b>A</b> Different days, different routines	Present simple: <i>I / you / we / they</i>	My daily routine
42	<b>B</b> Book Day	Present simple: <i>he / she / it</i>	Everyday verbs
44	<b>C</b> A picnic for lunch	Present simple: <i>love / like / don't like / hate</i>	Food
46	<b>D</b> A family party		Party food <b>EVERYDAY ENGLISH:</b> Offers and requests
<b>REVISION</b> and <b>SONG:</b> Fit Tim's day 🎧 48		<b>CULTURE:</b> Special days at school ▶ 50	
<b>360° CULTURE VEGAN RESTAURANT 52</b>			

4

AFTER SCHOOL			
54	<b>A</b> At home	Present continuous	Indoor / outdoor activities
56	<b>B</b> A concert	Present continuous: <i>Wh-</i> questions	Musical instruments
58	<b>C</b> At the park	Object pronouns	Indoor / outdoor activities
60	<b>D</b> At the leisure centre		Sports <b>EVERYDAY ENGLISH:</b> Suggestions
<b>REVISION</b> 62		<b>CULTURE:</b> Weekend fun ▶ 64	
<b>DOCTOR Z EPISODE 2 66</b>			

5

IN TOWN			
68	<b>A</b> Our town	<i>there is / there are</i>	Places in a town
70	<b>B</b> At the funfair	Prepositions of place	Funfair
72	<b>C</b> The chase	Present simple: <i>Wh-</i> questions	Transport
74	<b>D</b> At the chippy		Money <b>EVERYDAY ENGLISH:</b> Asking for and giving prices
<b>REVISION</b> and <b>SONG:</b> A sandwich 🎧 76		<b>CULTURE:</b> Famous bridges ▶ 78	
<b>360° CULTURE TOWER BRIDGE, LONDON 80</b>			

6

AT THE WEEKEND			
82	<b>A</b> Going for a walk	<i>What...like?</i>	Clothes / Weather
84	<b>B</b> What's on TV?	Present continuous: review	TV programmes
86	<b>C</b> I work at the weekend	Present simple: review and extension	Jobs
88	<b>D</b> The superheroes special		Phone numbers <b>EVERYDAY ENGLISH:</b> Phone language
<b>REVISION</b> 90		<b>CULTURE:</b> Special days in summer ▶ 92	
<b>DOCTOR Z EPISODE 3 94</b>			



## Reading / Writing

## Listening / Speaking

## MY PROJECT

	<b>R</b> Come to the park	<b>L S</b> Matching dialogues	
	<b>R</b> Lily and Finn	<b>S</b> <i>be: it is / they are</i>	
	<b>R</b> New friends		
	<b>PLAY &amp; REVIEW 11</b>		
		<b>S</b> Questions about emotions	
	<b>R W</b> My family album		My day, my feelings 21
	<b>R</b> Birthdays	<b>L S</b> Personal information	<b>PROJECT COACH:</b> Presenting clearly ▶
	<b>R</b> Hurry up!	<b>L S</b> Questions about school	
	<b>LEARN THROUGH ENGLISH:</b> Sundials (Technology) 23		
		<b>S</b> Things in your room	My brilliant bedroom 35
	<b>W</b> Lost!	<b>L</b> Body parts <b>S</b> <i>Guess the Animal</i> game	<b>PROJECT COACH:</b> Using body language in presentations ▶
	<b>R</b> My things	<b>S</b> Collections	
	<b>R</b> Too late!	<b>L S</b> Dialogues with polite requests	
	<b>LEARN THROUGH ENGLISH:</b> Birds and their nests (Science) 37		
		<b>S</b> Questions about your day	A great school trip 49
	<b>W</b> A character in a book		<b>PROJECT COACH:</b> Starting and finishing your presentations ▶
	<b>R</b> A picnic for lunch	<b>S</b> Offering food	
	<b>R</b> A family party	<b>L S</b> A menu	
	<b>LEARN THROUGH ENGLISH:</b> Maps (Geography) 51		
		<b>S</b> Miming game	My after-school activities 63
	<b>R</b> A concert	<b>S</b> Frozen scene game	<b>PROJECT COACH:</b> Making your project more interesting ▶
	<b>R W</b> At the park		
	<b>R</b> At the leisure centre	<b>L S</b> Activities	
	<b>LEARN THROUGH ENGLISH:</b> Muscles (Science) 65		
	<b>W</b> Describing a street	<b>L</b> Matching dialogues to streets	Make a pop-up of your perfect street 77
	<b>R</b> At the funfair	<b>S</b> Describing where things are	<b>PROJECT COACH:</b> Planning your project ▶
	<b>R</b> A day in the life of Jane P	<b>S</b> How does the story end?	
	<b>R</b> At the chippy	<b>L</b> Menu <b>S</b> Role-play	
	<b>LEARN THROUGH ENGLISH:</b> From village to town (History) 79		
	<b>R W</b> Where is Evie?	<b>L</b> TV show	Design a uniform 91
	<b>R</b> What's on TV?	<b>S</b> Drawing game	<b>PROJECT COACH:</b> Interacting with the audience ▶
	<b>R</b> Mum and Dad's jobs	<b>L</b> Game show <b>S</b> <i>What's the job?</i> game	
	<b>R</b> The superheroes special	<b>L S</b> Phone calls	
	<b>LEARN THROUGH ENGLISH:</b> Animals and their habitats (Science) 93		



# INTRODUCTION

## A COME TO THE PARK



How many verbs can you say in English in one minute?

### Vocabulary

1 a Complete the labels with the words below.

play football play the guitar sing swim



b 001 Listen and check, then repeat.

c Work with a partner. Play a memory game.

Number 4!

Play football?

No! It's *run*.

### Reading and Grammar

*can / can't*



2 a Look at the photos. Who is the conversation between?

b Read the messages. Who are the sentences about?


- |                          |                                     |
|--------------------------|-------------------------------------|
| 1 She's in the park.     | 3 She's in a wheelchair.            |
| 2 She isn't in the park. | 4 Basketball is her favourite game. |



c Read the conversation again. Then match the sentence halves.

- |               |                    |
|---------------|--------------------|
| 1 Leila can't | a play basketball. |
| 2 Leila can   | b walk.            |
| 3 Leila can't | c rollerblade.     |

d 002 Listen and check, then repeat.



e Over to you! Write sentences about what you can and can't do. Use the phrases in exercise 1.

I can swim. I can't rollerblade.



## Speaking

- 3 Get ready to speak** Prepare three questions with *can* to ask your friends. Think of answers to your questions.



We make questions with **can** like this:

- 4** Ask your friends your questions. Can you find three people who give the same answers as you?

Can you play the guitar?

No, I can't.

Yes, I can.

## Pronunciation The alphabet

- 5 a** 003 Listen and repeat.

A H J K B C D E G P T V

F L M N S X Z I Y O

Q U W R

- b** Why are the letters in these groups?  
**c** Spell your name to your partner.  
**d** Work with a partner. Play the *Spelling game*. Student A starts spelling a word from this unit. Student B guesses the word.

R – E...

I know. Red.

No. R – E – A...


I know! Read.



**STUDY TIP** Keep a vocabulary book. Practise spelling new words!

## Listening and Speaking

- 6 a** 004 Listen and match the dialogues (1–4) to the pictures (a–d).



- b Get ready to speak** Match the questions (1–4) to the answers (a–d).

- 1 Excuse me. What does 'robot' mean?
  - 2 Can you spell '8', please?
  - 3 Can you say that again, please?
  - 4 How do you say your name in English?
- a You say 'Sarah'.
  - b Open your books at page four.
  - c It means 'robot'!
  - d E-I-G-H-T.

- 7** Work with a partner. Practise the dialogues. You can change the highlighted words.



**EXTRA** Find five words in this unit that are difficult to spell. Practise spelling them.



## YOU FIRST

What's in your school bag?



**1 a** 005 Read and listen to the story. What is in Lily's school bag?



**b** Read the story again. Are the sentences true (T) or false (F)?

- 1 Finn and Lily are brother and sister.
- 2 Chris is a ruler.
- 3 Sid is a snake.
- 4 Chris isn't in Lily's bag.
- 5 Sid is in the bag.

## Vocabulary

**2 a** Match the words from the box to the missing labels in exercise 1.

book calculator pen rubber school bag

**b** 006 Listen and check, then repeat.



pencil



pencils



book



books



## Grammar and Speaking

GRAMMAR  
VIDEO

be: it is / they are

3 Look at the story again. Match the sentence halves.

- |               |                    |
|---------------|--------------------|
| 1 It's        | a pencils.         |
| 2 It isn't    | b a ruler.         |
| 3 They're     | c in your bag now. |
| 4 They aren't | d a ruler.         |

It's a book.

It isn't a chameleon.

They're books.

They aren't snakes.

It + is = It's

They + are = They're

4 a Get ready to speak Complete the dialogues.

Is it a calculator?

No, it isn't!  
\_\_\_\_\_ a book!

Are they crayons?

No, they aren't! \_\_\_\_\_ pencils!

b 007 Listen and check.

We form questions like this:

It's a book.  
Is it a book?  
They're crayons.  
Are they crayons?

c Work with a partner. Play the Draw and Guess game like Chris and Sid. Change the highlighted words.

d Look carefully at the pictures and answer the questions. Write correct sentences about the pictures.



Is it a pencil case?

No, it isn't. It's a book!



Are they rubbers?



Are they crayons?



Is it a sharpener?



Is it a pencil?




Are they books?

5 Who are these things for? Discuss your ideas with a partner.



Isabel



Henry



Mariam



OK, what about e?  
Is it for Isabel?

Yes. I think it is.

What about b?  
Are they for Henry?

No, they aren't.  
I think they're for Mariam!



# C NEW FRIENDS




What things can you ask a new friend?

## Vocabulary

**1 a** Match the words from the box to the missing labels.

black orange pink red white

12 brown



**b** 008 Listen and check, then repeat.

**c** Over to you! Say your three favourite colours.

My favourite colours are red, orange and blue.

**d** Work with a partner. Play the *What's Missing?* game.

**2 a** Look at the first picture in the story on page 6. Complete the dialogue.

A What colour is it? B It's red and blue.

A Is it the sharpener? B No, it isn't.

A Is it the sharpener? B Yes, it is.

**b** 009 Listen and check.

**c** Work with a partner. Play the *Guessing game*. Change the highlighted words.

**4** Match the numbers to the words.

9 3 7 6 10 1 4 8 5 2

a one b two c three d four e five

f six g seven h eight i nine j ten

**5 a** Find the numbers 11–20 in the photos.



**Rosie** Sorry!

**Leila** Sorry, I'm Leila. What's your name?

**Rosie** Hi! My name's Rosie and this is my brother, Joel.

**Jan** My name's Jan.

**Joel** Where are you from, Jan?

**Jan** I'm Polish.

**Rosie** What about you, Leila?

**Leila** I'm from Scotland, but we live in Oxford now.



**Leila** What's your favourite film, Joel?

**Joel** I like *Star Wars*.

**Leila** Me too. Do you like R2-D2?

**Joel** Yes, I do! Who's your favourite character?

**Leila** Chewbacca. Look, he's on my bag.

**Joel** I don't like Chewbacca. My favourite is Darth Vader!

## Everyday English

### Imperatives

**3 a** Find the instructions in this Introduction unit. Which exercises are they for?

- |                              |              |
|------------------------------|--------------|
| 1 Read and listen.           | page 6 ex 1a |
| 2 Match the sentence halves. | _____        |
| 3 Find the instructions.     | _____        |
| 4 Complete the dialogue.     | _____        |
| 5 Listen and check.          | _____        |

**b** 010 Listen and repeat.

**c** Work with a partner. Play the *Miming game*. Student A mimes a verb. Student B says the verb.