

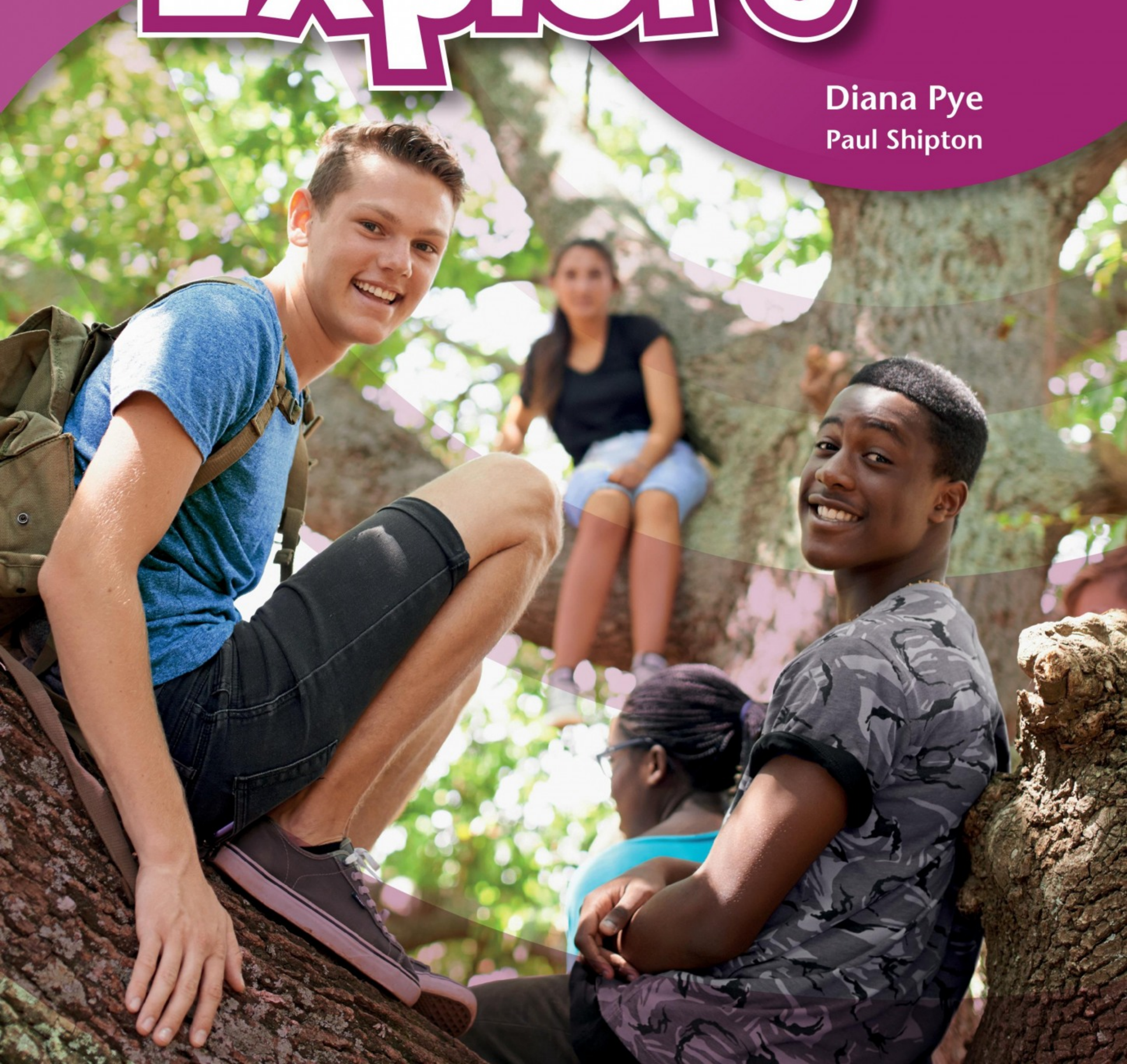
OXFORD

Project Explore

Student's Book

3+

Diana Pye
Paul Shipton



Project Explore

Student's Book

3+

Diana Pye

Paul Shipton



Guide for Classroom Presentation Tool

OXFORD
UNIVERSITY PRESS

Based on an original concept
by Tom Hutchinson

Contents

Page

Grammar

Vocabulary

Introduction


4	A Welcome back	Present simple and present continuous	Personality adjectives
6	B Holiday photos	Past simple and past continuous	

1 Experiences

8	A I've done that!	Present perfect and past simple	Experiences
10	B What are you interested in?	Question forms	Adjectives with prepositions
12	C Scary or fun?	Question tags	
14	D It's the capital of...		Everyday English: Suggestions

Revision: 16

My project: A blog post 17


Culture: Duke of Edinburgh Award 18 

2 Out and about

20	A Holidays of the future	Future predictions with <i>will</i> and <i>may/might</i>	Compound nouns
22	B My free time	<i>be going to</i> and <i>will</i>	
24	C Festivals	Expressing the future	Festivals
26	D What's our target?		Everyday English: Talking about the future

Revision: 28

My project: A web page 29

Culture: Glastonbury festival 30 


Nightmare Island Episode 1 32

3 Choices

34	A My tribe	Verb + <i>-ing</i> form	Collocations
36	B Ambitions and dreams	Verb + <i>to</i> + infinitive	Nouns and adjectives
38	C Moving	<i>be</i> + adjective + <i>to</i> + infinitive / Verb + preposition + <i>-ing</i> form	
40	D Don't panic!		Everyday English: Requests

Revision: 42

My project: A crossword 43


Culture: British design icons 44 

4 Day-to-day

46	A Not fair!	Talking about obligation, prohibition and permission	House rules
48	B School life	Talking about ability	
50	C Everyday objects	Expressing modality	Useful things
52	D Let's do it!		Everyday English: Offering help

Revision: 54

My project: A poster 55

Culture: Eton College 56 


Nightmare Island Episode 2 58

5 Time out

60	A Eating out	Indefinite pronouns with <i>some-</i> , <i>any-</i> , <i>no</i> , <i>every-</i>	Strong adjectives
62	B Money matters	Review of negative forms	Money verbs
64	C Shopping in London	Adverbs of degree	
66	D Perhaps...		Everyday English: Apologizing

Revision: 68

My project: A tourist guide 69


Culture: Charity shops in the UK 70 

6 Our planet

72	A How to be green	Zero conditional, First conditional	The environment
74	B Save our wildlife	Second conditional	Animals in danger
76	C Survival challenge!	<i>should</i> / <i>shouldn't</i>	
78	D Next stop, Bratislava!		Everyday English: Giving advice

Revision: 80

My project: A brochure 81

Culture: Saving the planet 82 

Nightmare Island Episode 3 84

Reading / Writing

Listening / Speaking

Pronunciation

R A dialogue: Back to school	S Asking and answering questions	
R A dialogue: Holidays / W Describing past events	S Describing past events	
R W A blog: Ultimate experiences	L Dialogues: Talking about experiences	
R Quiz: The Happiness Challenge	L A discussion: Answering the quiz L S Dialogues: Finding out about people	
R A dialogue: Scary or fun?	L A dialogue: Scary or fun? / S Fact-finding L A radio interview: Phobias and fears	
R A dialogue: A trip to Bratislava	L S Making suggestions	Silent 'r'

Song: 19 🎧

Learn through English: The chemistry of fear (Biology) 19

R An article: The future of holidays / W An article: The future	L A dialogue: Future predictions	
R A website: Cool camps	L Discussion: Which club are you going to join? L S Dialogues: Talking about your holiday plans	
R A tourist leaflet: Top three festivals	L S A dialogue: Making arrangements	
R A dialogue: The garage sale	L S Talking about future plans	/ŋ/

Learn through English: How musical instruments work (Music) 31

R An article: A guide to teen tribes	L S Talking about free time activities	
R An article: Follow your dream / W Social media profile	L A teen forum: Ambitions and dreams	
R An article: The Moving Blues	L A radio programme: Moving	
R A dialogue: The lost bag	L S Making and responding to requests	Silent letters in linking

Song: 45 🎧

Learn through English: Migration (Geography) 45

R W An online discussion forum: Rules at home	L A monologue: Rules at home	
R An article: Education with a difference!	L A discussion: Different schools / S Abilities	
W Description: Speculating about different places	S Making riddles	
R A dialogue: The clean-up treasure	L S Offering help	Intonation in questions

Learn through English: Great inventors (IT) 57

R An online review: Must-do eating experiences	S Spot the difference!	
R The big money quiz	L S Talking about money	
R W A tourist guide: Great places to go shopping	L Interviews: Asking and answering about shopping	
R A dialogue: Robyn's job	L S Apologizing	Stress for emphasis

Song: 71 🎧

Learn through English: The story of money (Economics) 71

R An article: Eco-friendly Teens	S Discussion: How to be a green teen	
R A magazine article: Rewilding Europe	L A dialogue: Talking about wild animals S What would you do if...?	
R A game: Survival Challenge / W A notice: Giving advice		
R A dialogue: Getting ready to leave	S Giving advice	Sentence stress

Learn through English: Ecosystems (Science) 83

Activities for student A and B 86

Introduction

A Welcome back



What are your favourite activities? Do you and your friends have similar interests?

1 a 1.02 Read and listen to the dialogue.
Who helps Joey?



Robyn Lottie! Are you going to Science – Mr Curtis?
Lottie I think so. It looks like we have Science every Monday morning first lesson.
Robyn Cool! I like Mr Curtis. He's funny and he makes the lesson interesting.
Lottie You're very cheerful for the first day of school.
Robyn I feel really confident – this is the year of Robyn!
Lottie Great. Where do we go for Science, then?
Robyn I don't know.
Lottie Come on!



Lottie Hi Oscar.
Oscar Oh hi Lottie. Hi Robyn.
Lottie Where's Joey?
Oscar I don't know.
Robyn He's late on the first day. He's so lazy.
Oscar I've got a music lesson. See you around.
Robyn He's still really shy.
Lottie And Joey is still late.
Robyn Don't worry. I've got a plan.



Mr Curtis Welcome back, everyone. Let's get started. Where is Joey Macari?
Mr Curtis Yes, Robyn?
Robyn How was your holiday, sir?
Mr Curtis It was good, Robyn. Thank you for asking.
Robyn Where did you go, sir?
Mr Curtis Ah, the easy-going Mr Macari! Nice to see you!
Joey Sorry, I'm late, sir.
Robyn Technically, Joey isn't late, sir.
Mr Curtis I'm not sure I understand, Robyn.
Robyn Well, sir. We're chatting about your holidays. You aren't really teaching.
Mr Curtis See me before lunch, Joey. Robyn, your brain is working so well this morning – perhaps you can start.

b What information did you learn?
Complete the sentences.

- 1 It's the ___ day of school.
- 2 Robyn doesn't ___ where the lesson is.
- 3 Oscar ___ got a music lesson.
- 4 Robyn has got a ___.
- 5 Lottie and ___ aren't in the same class.
- 6 Joey is ___ for the lesson.

2 a **Spoken English** What do these expressions mean?
How do you say them in your own language?

Cool!

Come on!

See you around.

Thank you for asking.

Nice to see you!

Sorry I'm late.

b Work in a group. Practise the dialogues.

- 3 a** Look at the photo. What are they doing now? What do you think will happen next?



b 1.03 Listen and check.

- 4 Over to you!** Work with a partner. Answer the questions.

- What do you and your friends usually do on the first day of school?
- Do you help out your friends when they are in trouble? How?

Vocabulary Personality adjectives

- 5 a** Look at the adjectives in the box. Which adjectives describe Robyn, Oscar and Joey?

cheerful confident easy-going
friendly funny lazy shy sporty

b Match the adjectives from the box to these sentences.

A person who...

- makes people laugh.
- doesn't work hard.
- does a lot of exercise.
- is always happy.
- believes in his/her own abilities.
- is kind and pleasant to be with.
- relaxed in different situations.
- is quiet and nervous with other people.

c Which adjectives describe you?

Grammar Present simple and present continuous

- 6 a** Complete these sentences with the verbs from the dialogue.

- I ___ really confident.
- We ___ about your holidays.

b Match the verbs from exercise 6a to the correct tense.

present simple present continuous

- c** Read the rules and complete them with the correct tense. Find more examples in the text.

We use the ___ to talk about routines and habits. We can use *always, usually, sometimes, rarely, never* with this tense.

We use the ___ to talk about what is happening now or around now. We can use *today, at the moment and now* with this tense.

- 7 a** Complete these present simple sentences from the text.

...we ___ Science every Monday morning.
...he ___ the lesson interesting.
I ___ know.

b Complete the rule.

In the present simple, with *he/she/it*, we add ___ to the verb.

c How do we make questions and negatives in the present simple?

d What are the spelling rules with the present continuous? Put these verbs in the *-ing* form.

chat give learn work run try wait

- 8** Complete the sentences. Use the present simple and present continuous forms of these verbs.

often play/play not usually go/watch
usually go/walk listen/prefer not usually eat/eat

- He ___ to school by car, but today he ___.
- I ___ to rap music at the moment, but I ___ pop.
- They ___ to the cinema. They ___ a DVD right now.
- She ___ football, but today she ___ tennis.
- We ___ fast food, but we ___ burgers now.

Speaking

- 9 a** **Get ready to speak** Write six questions to ask your partner about now and at home. Use these verbs.

feel listen to read study talk about wear

b Work with a partner. Ask and answer the questions.

What are you studying now?

We're studying...

When do you study at home?

I study...

EXTRA

Write sentences that are true for you with these time expressions. Tell a partner.

always at the moment every day today

B Holiday photos



What are popular holiday places in your country?
What did you do in the summer holidays?

1 a **1.04** Read and listen to the dialogue.
Where did Oscar go on holiday?

Lottie Hi Robyn. What are you doing?
Robyn I'm sorting through our holiday photos.
Lottie Oh yes. You went to Scotland.
Robyn Scottish castles are cold and boring. Where did you guys go this summer?
Lottie We went to Ireland – on the west coast. Look!
Robyn That sounds fun!
Lottie We did some surfing. It was awesome.
Robyn I bet.
Lottie And fishing.



Robyn Urgh – fishing! How boring!
Lottie Not the way Mum and I did it.
Robyn What do you mean?
Lottie We climbed on to some rocks to go fishing, but while we were sitting there, the sea came in and surrounded us.
Robyn Oh no! What did you do?
Lottie Nothing. We just sat there for two hours until the sea went out again.
Oscar Where was your dad?
Lottie Dad was surfing, but Mum had the car keys, so he was standing around in his wetsuit for two hours. He wasn't very happy.



b Write the correct names.

- 1 ___ loves surfing.
- 2 ___ thinks fishing isn't interesting.
- 3 ___ and ___ were surrounded by the sea.
- 4 ___ saw a famous footballer though.
- 5 ___ didn't believe Oscar.



Robyn What about you, Oscar?
Oscar We went camping in France. The people in the next tent complained about my violin.
Lottie That's a bit unfair. You're good. What did Joey do?
Oscar I think he went to Italy, but he was complaining.
Lottie For a change! What was he complaining about?
Oscar Museums. He saw a famous footballer though.
Robyn I don't believe you.
Oscar It's true. Just ask him. He even took a photo.

2 a Spoken English What do these expressions mean? How do you say them in your own language?

That sounds fun!

It was awesome.

I bet.

How boring!

That's a bit unfair.

For a change!

I don't believe you.

It's true.

b Work in a group. Practise the dialogues.

3 a What do you think Joey did in the holidays?

b **1.05** Listen and check.

Grammar Past simple and past continuous

4 a Complete the sentences from the story.

Which verbs are in the past simple and which are in the past continuous tense?

- 1 We ____ on to some rocks to go fishing, but while we ____ there, the sea ____ in and surrounded us.
- 2 Dad ____, but Mum ____ the car keys, so he ____ around in his wetsuit for two hours.

b Which verbs describe long actions?

c Complete the rules with the correct past tense, past simple or past continuous.

We use the past ____ to describe an action in progress when another action happened in the past.

We use the past ____ to talk about something that was in progress at a specific time in the past.

We use the past ____ to talk about completed actions in the past.

d Find more examples of these tenses in the story. How do we form questions?

5 Put the verbs in brackets in the correct tense.



Last July, we went (go) on holiday to the seaside, but a lot of things ¹ ____ (happen) on the way there. I ² ____ (sleep) when the car ³ ____ (break) down. While we ⁴ ____ (wait) for the man from the garage, our dog ⁵ ____ (run) away. While I ⁶ ____ (chase) him, I ⁷ ____ (fall) over and ⁸ ____ (cut) my knee. It was late when we ⁹ ____ (arrive) at the seaside, and the campsite was closed! That night we ¹⁰ ____ (sleep) in the car.

Look!

We often use the past continuous after **while** and the past simple after **when**.

The sea came in **while** we were sitting on the rocks.

While we were sitting on the rocks, the sea came in.

When I opened the window, I saw a woman.

I saw a woman **when** I opened the window.

If the **while** or **when** clauses are at the beginning of the sentence, we put a comma (,).

Writing and Speaking

6 a Complete the sentences with your ideas.

Use the past simple or the past continuous.

- 1 I fell asleep while ____.
- 2 My friend was walking home when ____.
- 3 When I got home ____.
- 4 While we were having a picnic ____.
- 5 I saw something amazing when ____.
- 6 While we were sleeping ____.

b Work with a partner. Ask and answer questions about your sentences in 6a.

What were you doing when you fell asleep?

I was doing a History test in class.

7 a Get ready to speak Look at the pictures.

Make notes about:

- What the people were doing
- What happened
- What they did next
- How they felt
- How it ended



b Choose a picture. Imagine that you are one of the characters in the picture. Then ask and answer questions with your partner.

What were you doing when you...?

We were...

What did you do when...?

EXTRA

What were you, your family and friends doing at 8 o'clock last night? Write four sentences.

My parents were... I was...

My sister / brother...