

OXFORD

SECOND EDITION

Philippa Bowen, Denis Delaney & Steve Taylore-Knowles

1

Link It!

Student Book & Workbook

with Online Practice



with video



SECOND EDITION

1

LinkIt!

Student Book



OXFORD
UNIVERSITY PRESS

Contents

Welcome! pp.4–9		Vocabulary	Grammar	Speaking
1	All about you pp.10–20	▶ School subjects	▶ Subject pronouns ▶ Possessive adjectives ▶ <i>be</i> : Simple present	▶ Greet people Skill focus: Produce vowel sounds
2	Family pp.22–32	▶ Family	▶ <i>be</i> : Simple present ▶ Question words + <i>be</i> ▶ Demonstratives	▶ Talk about dates and special days Skill focus: Use your real-world knowledge
Review A		My progress 1 p.21	My progress 2 p.33	
3	Homes pp.36–46	▶ Rooms and furniture	▶ Prepositions of place ▶ Plural nouns ▶ <i>there is / isn't, there are / aren't</i> ▶ <i>Is there ...? / Are there ...?</i> ▶ <i>some / any</i> ▶ <i>they're / their / there</i>	▶ Talk about quantity Skill focus: Use question intonation
4	My favorite things pp.48–58	▶ My things	▶ <i>have</i> : Simple present ▶ The possessive 's	▶ Ask and talk about prices and paying for things Skill focus: Talk about prices
Review B		My progress 3 p.47	My progress 4 p.59	
5	Daily routines pp.62–72	▶ Daily routines	▶ Simple present ▶ Prepositions of time: <i>at, in, on</i> ▶ Adverbs of frequency	▶ Ask for and make suggestions Skill focus: Ask for and make suggestions
6	Lunchtime pp.74–84	▶ Food and drink	▶ Simple present ▶ Question words + Simple present ▶ <i>How often ...?</i> ▶ Object pronouns	▶ Talk about likes and dislikes Skill focus: Write notes
Review C		My progress 5 p.73	My progress 6 p.85	
7	Sports pp.88–98	▶ Sports	▶ <i>can</i> (ability) ▶ Imperatives ▶ Adverbs of manner ▶ <i>Why? / Because ...</i>	▶ Talk about ability Skill focus: Use <i>can</i> correctly
8	Clothes pp.100–110	▶ Clothes	▶ Present progressive ▶ Question words + Present progressive	▶ Talk about shopping for clothes Skill focus: Focus on lexical sets
Review D		My progress 7 p.99	My progress 8 p.111	
Culture pp.114–121		Word list pp.122–125		

Workbook

Unit 1 pp.w2–w7

Unit 2 pp.w8–w13

Unit 3 pp.w14–w19

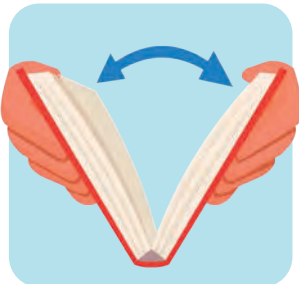
Listening	Reading	Writing	Global skills
<p>► Understand introductions Skill focus: Understand introductions</p>	<p>► Understand a blog post about learning languages Skill focus: Recognize proper nouns</p>	<p>► Write a profile paragraph Skill focus: Use pronouns to avoid repetition</p>	<p>► Understand how to greet people for the first time</p>
<p>► Understand an interview Skill focus: Recognize dates, days, and months</p>	<p>► Understand an article about a family tradition Skill focus: Use pictures and images</p>	<p>► Write a quiz Skill focus: Use the right punctuation and capitalization</p>	<p>► Understand how to recognize unsafe and impolite messages</p>
Extra practice p.34	Extra communication p.35	Video Link p.35	
<p>► Understand an informal conversation Skill focus: Predict content</p>	<p>► Understand online posts about bedrooms Skill focus: Identify parts of speech</p>	<p>► Write an online post Skill focus: Decide what to include</p>	<p>► Understand how to organize your bedroom</p>
<p>► Understand people talking about their lives Skill focus: Understand what pronouns refer to</p>	<p>► Understand personal profiles Skill focus: Identify relevant words</p>	<p>► Write a personal profile Skill focus: Order points</p>	<p>► Understand how to choose a good gift</p>
Extra practice p.60	Extra communication p.61	Video Link p.61	
<p>► Understand people talking about after-school activities Skill focus: Identify the topic</p>	<p>► Understand emails about daily routines Skill focus: Understand connecting words</p>	<p>► Write a message about your daily routine Skill focus: Link ideas together</p>	<p>► Understand a healthy routine</p>
<p>► Understand people talking about their daily meals Skill focus: Predict language from the topic</p>	<p>► Understand an article about eating insects Skill focus: Understand opinions</p>	<p>► Write a description of your favorite dinner Skill focus: Check your work</p>	<p>► Understand how to make a healthy lunch</p>
Extra practice p.86	Extra communication p.87	Video Link p.87	
<p>► Understand people talking about sports Skill focus: Identify key words</p>	<p>► Understand an article about people's abilities Skill focus: Recognize surprising information</p>	<p>► Write a message about what you can do Skill focus: Expand on main points</p>	<p>► Understand how to generate and evaluate ideas</p>
<p>► Understand descriptions of appearances and activities Skill focus: Identify the person speaking</p>	<p>► Understand an article about dress codes Skill focus: Use context to work out meaning</p>	<p>► Write a description of a family photo Skill focus: Make your writing interesting</p>	<p>► Understand how to work on a team</p>
Extra practice p.112	Extra communication p.113	Video Link p.113	

Welcome!

Classroom language

- 1 Match the sentences in the box with the pictures 1–7.

Open your books! Read! Look! Listen!
Sit down! Don't write! Close your books!
Don't talk!



Open your books!



1 _____



2 _____



3 _____



4 _____



5 _____



6 _____



7 _____

- 2 Match the sentence halves.

- | | |
|----------|--------------------------|
| 1 Write | a to the song. |
| 2 Open | b at the picture. |
| 3 Look | c your name. |
| 4 Talk | d your books to page 11. |
| 5 Read | e the email on page 6. |
| 6 Listen | f with your partner. |

- 3 Complete the questions with the words in the box.
How do you say the questions in your language?

~~restroom~~ book board the dictionary

Can I go to the restroom, please?

- 1 Can I use _____, please?
2 Can I go to the _____, please?
3 Can I write in the _____?

Look

Use these expressions to say *yes* or *no* to questions with *Can I ...?*

- ✓ Yes, of course.
✗ No, I'm sorry. You can't.

- 4 **001** Listen. Does the teacher say *yes* or *no* to the questions? Put a check (✓) or an X.

- 1 ☒
2 ☐
3 ☐
4 ☐

- 5 **Pairwork** Use the prompts to ask and answer questions.

use a dictionary? (✓)

Can I use a dictionary?

Yes, of course.

- 1 talk with my partner? (✓)
2 go to the board? (✗)
3 use a red pen? (✗)
4 go to the restroom? (✓)



The alphabet

- 6 002 Listen. Then listen again and repeat.

A B C D
E F G H
I J K L M
N O P Q
R S T U V
W X Y Z

- 7 003 Listen and sing the alphabet song.

- 8 004 Listen and choose the letters you hear.

U W 3 J Y 6 I Y
1 A E 4 A H 7 S C
2 E I 5 G J 8 O U

- 9 005 Listen and write the names you hear.
Then compare your answers with your partner.

Vanessa 3 _____
1 _____ 4 _____
2 _____ 5 _____

- 10 006 Listen. Then listen again and repeat.
Practice the dialogue with a partner. Then, in pairs, write a similar dialogue with information about you.

1
A What's your name?
B My name's Clara.
A How do you spell that?
B C-L-A-R-A.
2
A What's your last name, Clara?
B My last name's Espinosa.
A How do you spell that?
B E-S-P-I-N-O-S-A.

Numbers (0-100)

- 11 Complete the chart with the numbers in the box.

~~two~~ twelve twenty-seven seventeen five
twenty eight thirteen twenty-two three

0 zero	16 sixteen
1 one	17 _____
2 <u>two</u>	18 eighteen
3 _____	19 nineteen
4 four	20 _____
5 _____	21 twenty-one
6 six	22 _____
7 seven	23 twenty-three
8 _____	24 twenty-four
9 nine	25 twenty-five
10 ten	26 twenty-six
11 eleven	27 _____
12 _____	28 twenty-eight
13 _____	29 twenty-nine
14 fourteen	30 thirty
15 fifteen	31 thirty-one

- 12 007 Listen and choose the numbers you hear.

13 30 2 15 50 4 17 70
1 14 40 3 16 60 5 18 80


- 13 008 Listen and complete the sentences.

How old are you?

1 **Lisa** I'm _____.
2 **Mr. Davis** I'm _____.
3 **Sam** I'm _____.
4 **Mom** I'm _____.



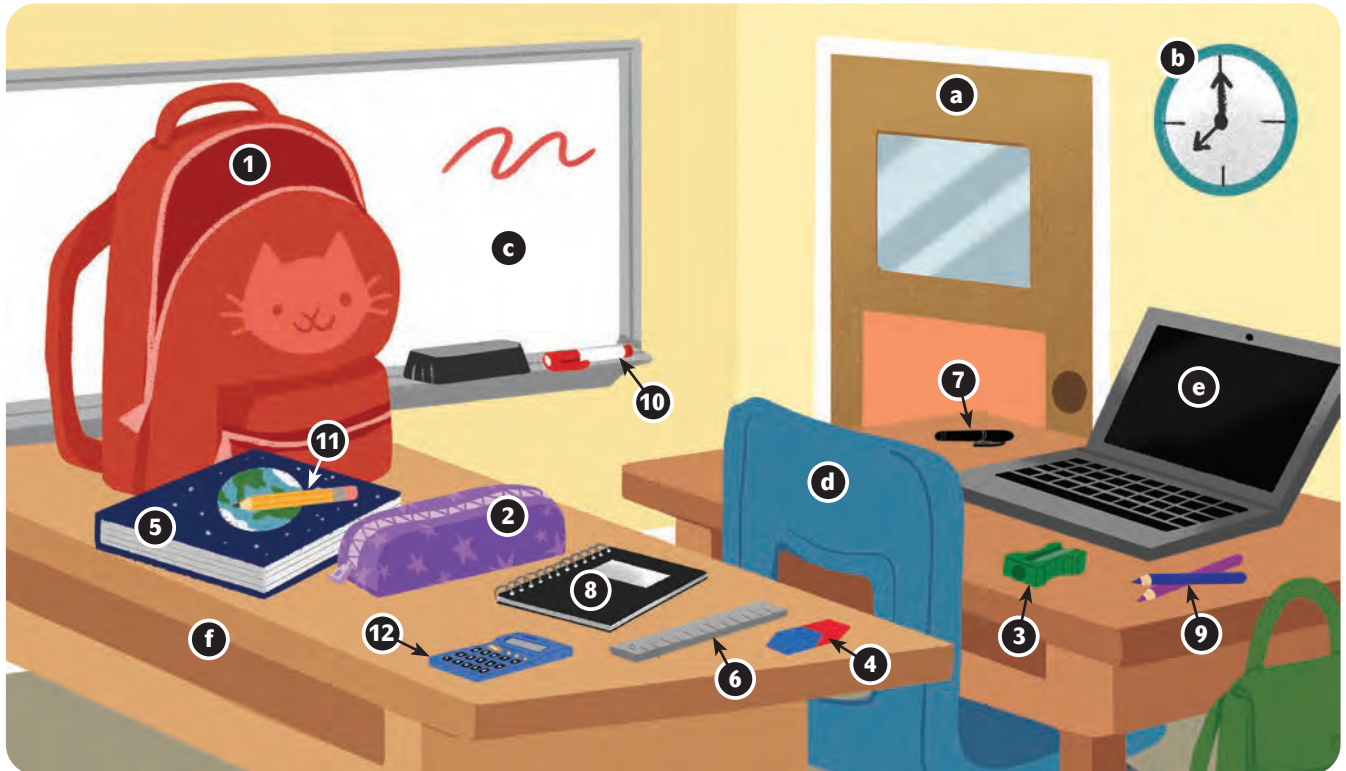
- 14 **Pairwork** Complete the chart with eight numbers from 1-100. Listen to your teacher and play *Bingo*!



School things

- 15** Look at the picture of the classroom. Match the words in the box with the objects a–f in the picture.

clock b board _____ laptop _____
desk _____ door _____ chair _____













- 16** Match the words (a–l) with the objects (1–12) on the desk.

a pen 7 g magic marker _____
b ruler _____ h calculator _____
c backpack _____ i colored pencils _____
d notebook _____ j pencil case _____
e pencil sharpener _____ k textbook _____
f pencil _____ l eraser _____

- 17** Match the words in the box with the colors in the pictures.

black white red blue yellow
brown orange purple pink gray

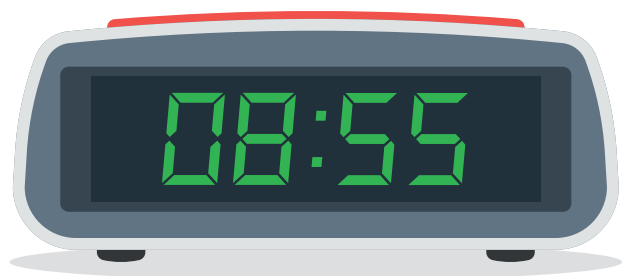
1  red _____ 5  _____
2  _____ 6  _____
3  _____ 7  _____
4  _____ 8  _____
5  _____ 9  _____

Telling the time

- 18** Complete the sentences with the numbers.

five forty fifty ten fifty-five twenty-five

08:00 It's eight o'clock.
08:05 It's eight oh five.
08:10 It's eight ¹ _____.
08:15 It's eight fifteen.
08:20 It's eight twenty.
08:25 It's eight ² _____.
08:30 It's eight thirty.
08:35 It's eight thirty-five.
08:40 It's eight ³ _____.
08:45 It's eight forty-five.
08:50 It's eight ⁴ _____.
08:55 It's eight ⁵ _____.





- 19** **009** Look at the clocks. Write the time.
Then listen and repeat.



It's six o'clock.



1 It's _____.



2 It's _____.



3 It's _____.



4 It's _____.



5 It's _____.

- 20** **Pairwork** Write three times in your notebook.
Ask and answer questions about the times.

6:45

What time is it?

It's six forty-five.

Days and months

- 21** Find the days of the week in the wordsearch.

Saturday Thursday Friday Monday
Sunday Wednesday Tuesday



Look

In English, we write the days of the week and the months with a capital letter.

Monday, Tuesday, ... January, February, ...

Look

In American English, we write dates like this:

September 19th

We write dates with numbers like this:

September 19th = 09 / 19

month day

- 22** Look at Alessa's notebook. Complete the sentences with the correct month. Which month is missing?

Veronica: 12/30

Renzo: 11/13

Sandra: 01/24

David: 07/20

Cisca: 10/31

Jack: 08/06

Alexander: 05/29

Omar: 03/09

Eva: 04/14

Pablo: 02/26

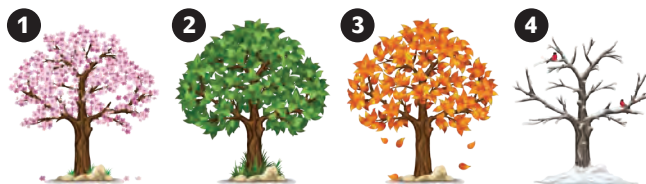
Ruth: 09/01

Veronica's birthday is in December.

- Cisca's birthday is in _____.
 - Jack's birthday is in _____.
 - Renzo's birthday is in _____.
 - Sandra's birthday is in _____.
 - Alexander's birthday is in _____.
 - David's birthday is in _____.
 - Eva's birthday is in _____.
 - Ruth's birthday is in _____.
 - Pablo's birthday is in _____.
 - Omar's birthday is in _____.
- Missing month: _____

- 23** Match the words in the box with the pictures.

winter summer spring fall



1 _____

3 _____

2 _____

4 _____

- 24** **Pairwork** Ask and answer questions about your favorite day, month, and season.

What is your favorite day /
month / season?

My favorite day /
month / season is ...



Countries and nationalities

- 25** **010** Look at the map and complete the chart with the countries in the box. Then listen and check.

China Australia Brazil Canada Chile Japan
Portugal Türkiye Mexico Spain the U.K. the U.S.

- 26** **011** Complete the chart with the nationalities in the box. Then listen, check, and repeat.

Chilean Portuguese Chinese American British Japanese
Brazilian Canadian Turkish Spanish Australian Mexican

- 27** **Pairwork** Take turns to choose a city and ask and answer questions.

Tokyo New York City Beijing
Sydney Mexico City Brasilia
Lisbon Ottawa

Where are you from?

I'm from Beijing, in China. I'm Chinese.

Country Nationality

1 Canada Canadian

2 _____

3 _____

4 _____

5 _____

6 _____

Country Nationality

7 _____

8 _____

9 _____

10 _____

11 _____


12 _____



Parts of the body

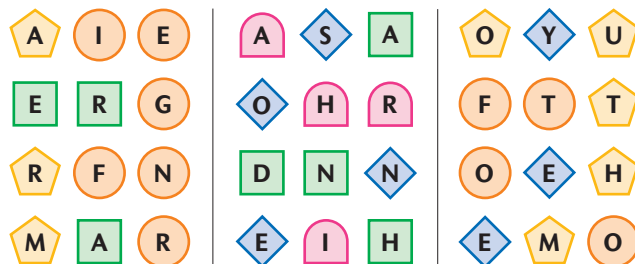
- 28 Look at the selfie. Match the words in the box with the correct parts of the body.

leg hand hair finger eye arm toe
nose shoulder mouth foot ear



- | | |
|---------------|----------|
| 1 <u>hair</u> | 7 _____ |
| 2 _____ | 8 _____ |
| 3 _____ | 9 _____ |
| 4 _____ | 10 _____ |
| 5 _____ | 11 _____ |
| 6 _____ | 12 _____ |

- 29 Copy the letters with the same color. Put the letters in the correct order to make parts of the body words.



- | | | |
|-----------------|----------------|--------------|
| 1 <u>finger</u> | 3 <u>leg</u> | 6 <u>toe</u> |
| 2 <u>hand</u> | 4 <u>arm</u> | 7 <u>eye</u> |
| 3 <u>leg</u> | 5 <u>mouth</u> | 8 <u>ear</u> |

- 30 Read the descriptions. Look at the picture and complete the sentences with the correct name.



- 1 Hi! I'm _____.
I have blond hair and blue eyes.
- 2 Hello! I'm _____.
I have brown hair and brown eyes.
- 3 Hi! I'm _____.
I have black hair and green eyes.

- 31 012 Listen and repeat. In pairs, practice introducing yourself. Use information that is true for you.

Hi, I'm Rosanna and I'm 12.

I have brown hair and blue eyes.

1

All about you

In this unit, we will ...

- ▶ talk about school subjects
- ▶ use greetings
- ▶ write a profile paragraph
- ▶ learn how to greet people



STEP 1

1 013 Read and listen. Who is new at the school?

Emma Hi. I'm Emma.
Ava Oh, hello. I'm Ava.
Emma How are you, Ava?
Ava I'm OK. I'm new. I'm a little nervous.
Emma Don't worry! We're friendly here. Oh, it's ten o'clock. I have math now.
Ava Me too! And then I have history.
Emma We're in the same class! I like history.
Ava History is interesting. I like science.
Emma Science is great! Come on. Our classroom is here.
Dev and Logan are here.
Dev We're late! Let's run.
Logan OK. Race you!
Dev You're slow.
Logan No, I'm the winner!

Emma HEY! WATCH OUT!
Ava Ouch! Oh ... my books! Look!
Emma He's Logan. And his friend is Dev.
Ava They're dangerous!
Emma And they're in our class. Let's go. The teacher is here.

2 **Comprehension** Complete the sentences with a word or phrase in each gap. Use the conversation in exercise 1 to help.

- Emma and Ava have a math class now.
- At school, Emma and Ava like history and _____.
- Ava thinks Logan and Dev are _____.

Real English

Find these phrases and check their meanings.

Don't worry. Me too! Watch out! Ouch!



STEP 2

- 3 014 Complete the dialogues with the phrases in the box. Then listen and check.

The teacher is here. I'm the winner! How are you, Ava?
They're dangerous! We're friendly here. Let's run.

1

Emma Hi. I'm Emma.

Ava Oh, hello. I'm Ava.

Emma ¹ How are you, Ava?

Ava I'm OK. I'm new. I'm a little nervous.

Emma Don't worry! ² _____

2

Dev We're late! ³ _____

Logan OK. Race you!

Dev You're slow.

Logan No, ⁴ _____

3

Emma He's Logan. And his friend is Dev.

Ava ⁵ _____

Emma And they're in our class. Let's go.

⁶ _____

- 4 014 Now listen again and repeat.

STEP 3

- 5 Write dialogues to say hello and introduce people. Use the names in the box and the dialogues in exercise 3 to help.

Luis Gabriel Matt Sofia Camila Poppy

- 6 **Pairwork** Practice your dialogues from exercise 5.

Link to life

Are you usually on time or are you often late?
Do you think it's important to be on time?



Hi, I'm Luis.

Oh, hello. I'm Poppy.


How are you, Poppy?

I'm OK, thanks, Luis.


School subjects

- 1 015 Look at the pictures and match to the school subjects in the box. Then listen and check.

art computer studies design and technology drama
English geography history mathematics music
physical education science



1 English



2




3



4




5




6



7



8



9



10



11

Look

Some subjects also have a short name.

Math = mathematics

PE = physical education

DT = design and technology

- 2 016 Now listen and repeat the school subjects.

- 3 017 Lola is talking about her class schedule. Listen and complete her schedule with school subjects.



Monday	¹ history ² PE
Tuesday	³ ⁴
Wednesday	⁵ ⁶
Thursday	⁷ ⁸
Friday	⁹ ¹⁰

- 4 **Pairwork** Choose two subjects you like and two subjects you don't like. Tell your partner.

What are your favorite subjects?

I like math and computer studies. What are yours?

I like drama and PE. I don't like math and science.



Subject pronouns

I'm a little nervous.

We're in the same class!

Singular	Plural
I you he she it	we you they

➔ Reference p.W6

1 Match 1–6 with the subject pronouns a–f.

- | | |
|--------------------|--------|
| 1 Melissa | a we |
| 2 the city of Lima | b he |
| 3 Jack and I | c she |
| 4 the men | d it |
| 5 David | e you |
| 6 you and Dad | f they |

2 Complete the sentences with subject pronouns.

Haru is from Kyoto. He's Japanese.

- Amy and Ellie are friends. _____'re students.
- I'm from Natal. _____'s a city in Brazil.
- Diego Luna is famous. _____'s a great actor.
- Liam and I are Australian. _____'re from Sydney.
- Adele is British. _____'s a fantastic singer.

Possessive adjectives

Oh ... **my** books!

And **his** friend is Dev.

Subject pronouns	Possessive adjectives
I	my
you	your
he	his
she	her
it	its
we	our
you	your
they	their

➔ Reference p.W6

Think

Complete the sentences with the words in the box.

same its her

Possessive adjectives are the ¹ _____ for singular and plural.

Leo is my friend. Leo and Sara are my friends.

• We use *his*, ² _____, *our*, and *their* to talk about people's things.

• We use ³ _____ to talk about possessions of non-human things.

He's David. It's his pencil. That's my dog and that's its ball.

3 Choose the correct alternatives.

London is famous for **her** / **its** monuments.

- She's in my class. **Her** / **Your** name's Martha.
- He's Chilean. **His** / **Its** name's Santiago.
- We're students at Wood Green High School. **Our** / **Their** school is in Canberra.
- I'm Brazilian. **Your** / **My** name's Larissa.
- They're Joe and Helen. **Our** / **Their** mom is my history teacher.
- "Hi, I'm Maddie."
"Wow, **my** / **your** name is cool!"
- Jin is Chinese, but **his** / **their** mom is American.
- "Here are **your** / **their** books." "Thanks."

4 Complete the sentences with a possessive adjective.

I'm Spanish. My name's Daniel.

- She's Yessica. _____ dad is a teacher.
- "Hi, I'm Jason. What's _____ name?"
"My name is Lina."
- We're from Texas. _____ address is 2652 Montana Drive.
- It's _____ birthday. I'm 13 years old today.
- You're very good students. _____ grades are excellent.
- He's my friend. _____ name's Peter.
- Max and Julieta are in 11th grade. Mrs. Hall is _____ art teacher.
- The dance school is in Chicago. _____ name is The Dance Academy.

Challenge

Write a description of two different people in your class. Include information about:

name age nationality favorite subject

His name's Samuel. He's 12 years old and he's Mexican. His favorite subject is math.



1 018 Watch, listen or read. Complete the dialogues with the words and phrases in the box. Then listen again and check.

1

Not bad Hi And you? See you later!

Dominic Hey, Arianna!

Arianna Hi, Dominic.

Dominic How are you, Arianna?

Arianna I'm good, thanks. ¹ _____

Dominic ² _____, thanks.

Later ...

Dominic Bye then. ³ _____

Arianna Bye. See you!

2

I'm very well How are you? Goodbye
See you on Monday. Good morning

Mrs. Bauer ⁴ _____ Arianna.

Arianna Hello, Mrs. Bauer.

Mrs. Bauer ⁵ _____

Arianna I'm fine, thanks. And you?

Mrs. Bauer ⁶ _____, thank you.


Later ...

Mrs. Bauer ⁷ _____, Arianna.

Have a good day.

Arianna Thanks. Goodbye.

⁸ _____



🎯 Skill focus

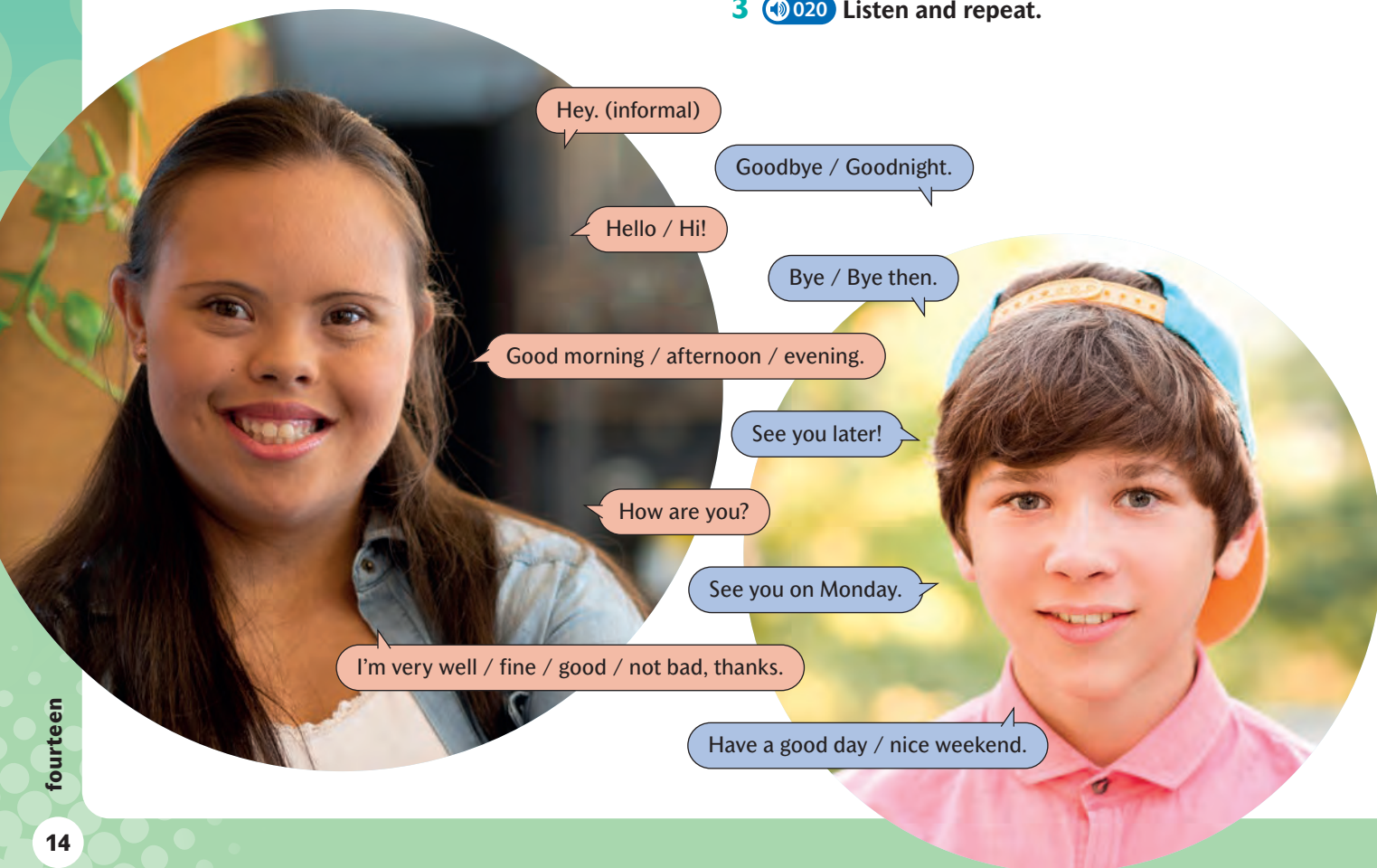
Produce vowel sounds

Listen carefully when you hear vowel sounds in words. Copy the vowel sounds you hear. Remember that the spelling doesn't always help. *Hi* and *Bye* have the same vowel sound but different spellings!

2 019 Read the *Skill focus*. Choose the word that has the same vowel sound. Then listen and check.

- | | |
|--------|-----------|
| 1 Hi | my / he |
| 2 Hey | toy / day |
| 3 How | you / now |
| 4 Have | cat / top |
| 5 Good | put / hot |

3 020 Listen and repeat.



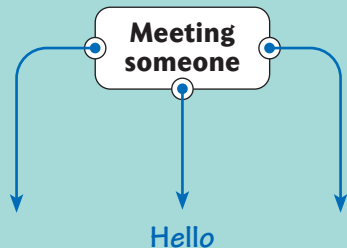


- 4 021 Listen to the conversations. Decide if the people are meeting each other (M) or leaving each other (L).

1 L 2 3 4 5

Beat the clock

In two minutes, create a word map of ways to say hello and goodbye. Then compare with your partner.



- 5 **Pairwork** Put the sentences in the correct order to make a dialogue. Then practice with a partner.

___ You too! Bye.
 ___ Goodbye.
 ___ Have a good weekend.
 ___ Hey! How are you?
1 Hi, Simon.
 ___ I'm fine, thanks. And you?
 ___ Not bad, thanks.

- 6 022 Listen to the dialogue and complete with the words in the box.

too morning Have good thanks

Mrs. Brown Good ¹morning, Ben.

Ben Hello, Mrs. Brown.

Mrs. Brown How are you, Ben?

Ben I'm ² , thanks. And you?

Mrs. Brown I'm very well, ³ . See you in class tomorrow.
⁴ a good day.

Ben Thanks! You ⁵ , Mrs. Brown. Goodbye.


- 7 **Pairwork** Look at the pictures. Choose one of the people. Write a dialogue between you and that person. Then practice with a partner.



your uncle



the president
of your country



your little cousin

Link to life

What other things do you do when you greet people? Do you smile?

be: Simple present

Affirmative

History **is** interesting.

You **'re** slow.

Full form	Short form
I am	I 'm
you are	you 're
he is	he 's
she is	she 's
it is	it 's
we are	we 're
you are	you 're
they are	they 're

➔ Reference p.w7

1 Choose the correct alternatives.

I **am** / **is** Portuguese.

- You **are** / **am** a good dancer.
- It **is** / **are** my birthday today.
- We **is** / **are** in 8th grade.
- They **are** / **am** nice.
- I **is** / **am** from Paraguay.
- She **is** / **am** British.

2 Rewrite the sentences in exercise 1 with the short form of the verb **be**.

I'm Portuguese.

- _____.
- _____.
- _____.
- _____.
- _____.
- _____.

3 Complete the sentences with the short form of the verb **be**.

It **'s** a red pen.

- This is Jen—she _____ 14 years old today!
- I _____ from Istanbul, in Türkiye.
- Messi—he _____ my hero.
- You _____ intelligent!
- It _____ a pencil case.

⚡ Challenge

Write a sentence for each subject pronoun.

I you he she it we you they

I'm from Cali, in Colombia. You're ...

4 Complete the texts with the missing subject pronouns and the short form of the verb **be**.



● Hi, **I'm** Charlie. My hometown is Ontario. ¹ _____ in Canada. My brother, Max, is 16, and ² _____ at the same school together. ³ _____ a big school.



● This is Josh and Ava. ⁴ _____ American and ⁵ _____ students at Edison High School in Miami. Ava is 11, but ⁶ _____ her birthday next week. Josh is 12 and ⁷ _____ a fan of rock music.

💡 Think

Look at the sentences and check (✓) the correct alternative. Then complete the rule.

I'm 13 years old. ☐

I have 13 years old. ☐

In English, we use the verb _____ to talk about our age.

➔ Reference p.w7

5 Complete the chart with information about yourself. Then write a short description of yourself.

Name	
Age	
Nationality	
Town or city	
School	

I'm Juan. I'm 12 years old, and ...

⚡ Challenge

Write a short description of your best friend. Use the texts in exercise 4 to help you.

He's Alex. He's 11 years old, and he's ...

She's Shinye. She's 12 years old, and she's ...