

OXFORD

Link 1

Student Book
& Workbook

with Practice Kit
& Videos



Philippa Bowen &
Denis Delaney
Christina de la Mare





e-book interactive features

Link!

Student Book & Workbook

Philippa Bowen &
Denis Delaney
Christina de la Mare



OXFORD
UNIVERSITY PRESS

Contents

COMPETENCES

Welcome pp.4–9	Vocabulary	Grammar	Communication
1 It's your big day! pp.10–19	<ul style="list-style-type: none"> Countries and nationalities Strategy: Looking for patterns	<ul style="list-style-type: none"> Subject pronouns Possessive adjectives be: Simple present: affirmative 	<ul style="list-style-type: none"> Greetings Strategy: Speaking in formal and informal situations
2 Are you ready? pp.20–29	<ul style="list-style-type: none"> Family 	<ul style="list-style-type: none"> be: Simple present: negative; interrogative and short answers Question words + be Demonstratives: <i>this, that, these, those</i> 	<ul style="list-style-type: none"> Dates and special days Strategy: Talking about dates
A Review pp.30–33	Extra practice A	Extra communication A ▶ Video Link	Global skills A
3 Are there any movie channels on your TV? pp.34–43	<ul style="list-style-type: none"> House and furniture 	<ul style="list-style-type: none"> Prepositions of place Plural nouns: regular plurals; spelling variations; irregular plurals there is / isn't, there are / aren't Is there ...? / Are there ...? : interrogative and short answers some / any they're / their / there 	<ul style="list-style-type: none"> Quantity Strategy: Saying numbers
4 Do you have my sunglasses? pp.44–53	<ul style="list-style-type: none"> My things Strategy: Vocabulary games	<ul style="list-style-type: none"> have: Simple present: affirmative; negative; interrogative and short answers The possessive 's 	<ul style="list-style-type: none"> Prices and paying for things Strategy: Saying prices
B Review pp.54–57	Extra practice B	Extra communication B ▶ Video Link	Global skills B
5 I get up at six o'clock pp.58–67	<ul style="list-style-type: none"> Daily routines Strategy: Categorizing vocabulary	<ul style="list-style-type: none"> Simple present: affirmative; spelling variations Prepositions of time: <i>at, in, on</i> Adverbs of frequency 	<ul style="list-style-type: none"> Asking for and making suggestions Strategy: Saying <i>no</i> politely
6 You don't know him pp.68–77	<ul style="list-style-type: none"> Food and drink Strategy: Matching images with new words	<ul style="list-style-type: none"> Simple present: negative; interrogative and short answers Question words + simple present How often ...? Object pronouns 	<ul style="list-style-type: none"> Likes and dislikes Strategy: Using a variety of expressions
C Review pp.78–81	Extra practice C	Extra communication C ▶ Video Link	Global skills C
7 You can talk to girls! pp.82–91	<ul style="list-style-type: none"> Sports Strategy: Collocations	<ul style="list-style-type: none"> can (ability): affirmative and negative; interrogative and short answers Imperatives Adverbs of manner: regular adverbs Why? / Because ... 	<ul style="list-style-type: none"> Ability Strategy: Using emphasis in questions
8 The music's starting! pp.92–101	<ul style="list-style-type: none"> Clothes 	<ul style="list-style-type: none"> Present progressive: affirmative; negative; interrogative and short answers Question words + present progressive 	<ul style="list-style-type: none"> Shopping for clothes Strategy: Using polite language
D Review pp.102–105	Extra practice D	Extra communication D ▶ Video Link	Global skills D

Puzzles pp.118–121

Word list pp.122–126

Workbook pp.W2–W49

Workbook

Unit 1 pp.W2–W7

Unit 2 pp.W8–W13

Unit 3 pp.W14–W19

Unit 4 pp.W20–W25


Listening and speaking	Reading and writing	Culture
<ul style="list-style-type: none"> Introductions Strategy: Listening twice 	<ul style="list-style-type: none"> <i>The Next Step</i> A paragraph about you and your preferences Strategy: Using capital letters 	<ul style="list-style-type: none"> Famous people from around the world p.106
<ul style="list-style-type: none"> Personal information and introductions Strategy: Reading before you listen 	<ul style="list-style-type: none"> West High School News Introductions about teammates Strategy: Using visuals Strategy: Using apostrophes 	<ul style="list-style-type: none"> The U.K.'s biggest family p.107 Families
My progress A		CLIL A, Social science p.114
<ul style="list-style-type: none"> Conversation about my house Strategy: Listening for unstressed words 	<ul style="list-style-type: none"> <i>Welcome to my bedroom website</i> Description of your bedroom Strategy: Finding and checking answers Strategy: Planning your writing 	<ul style="list-style-type: none"> American and Japanese homes p.108 Life on a houseboat
<ul style="list-style-type: none"> Talking about myself and my favorite things Strategy: Identifying speakers 	<ul style="list-style-type: none"> <i>Teen life summer activities poster and personal profiles</i> Application form for a summer course 	<ul style="list-style-type: none"> Toys from the past p.109
My progress B		CLIL B, Geography p.115
<ul style="list-style-type: none"> Talking about daily routine and free-time activities 	<ul style="list-style-type: none"> Addison's blog about school Blog post about your school day Strategy: Understanding numbers in a text Strategy: Sequencing events 	<ul style="list-style-type: none"> School days around the world p.110 Bike messenger in New York City
<ul style="list-style-type: none"> Describing food and meals Strategy: Using pictures 	<ul style="list-style-type: none"> This week: Strange food from the U.S. Article for a food guide about a popular food in your country Strategy: Looking for key words Strategy: Using commas 	<ul style="list-style-type: none"> The world's youngest restaurant critic p.111
My progress C		CLIL C, Computer science p.116
<ul style="list-style-type: none"> Interview about sports, abilities, and routines Strategy: Listening for key information 	<ul style="list-style-type: none"> Welcome to our street fair! A text about your talents and abilities Strategy: Using connecting words 	<ul style="list-style-type: none"> Petrúcio Ferreira p.112
<ul style="list-style-type: none"> Describing a scene and activities 	<ul style="list-style-type: none"> School uniforms: what's your opinion? A description of a picture Strategy: Using adjectives 	<ul style="list-style-type: none"> Thrifting p.113 Where do you go shopping?
My progress D		CLIL D, Art p.117

Welcome to Link It! 1

Classroom language

1 Match the sentences in the box with the pictures 1–7.

Open your books! Read! Look! Listen! Sit down!
Don't write! Close your books! Don't talk!



Open your books!



1 _____



2 _____



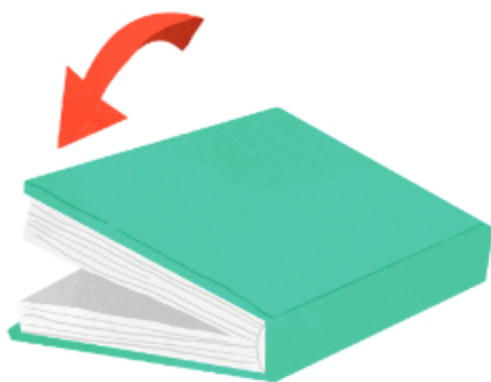
3 _____



4 _____



5 _____



6 _____



7 _____

2 Match the sentence halves.

- | | |
|----------|--------------------------|
| 1 Write | a to the song. |
| 2 Open | b at the picture. |
| 3 Look | c your name. |
| 4 Talk | d your books to page 11. |
| 5 Read | e the email on page 6. |
| 6 Listen | f to your partner. |

3 Complete the questions with the words in the box. How do you say the questions in your language?

restroom book board the dictionary

Can I go to the restroom, please?

- Can I use _____, please?
- Can I go to the _____, please?
- Can I write in the _____?



Look!

Use these expressions to say *yes* or *no* to questions with *Can I ...?*

- ✓ *Yes, of course.*
- ✗ *No, I'm sorry. You can't.*

4 002 Listen. Does the teacher say *yes* or *no* to the questions? Put a check (✓) or an X.

- ☒
- ☐
- ☐
- ☐

5 **Pairwork** Use the prompts to ask and answer questions.

use a dictionary? (✓)

Can I use a dictionary?

Yes, of course.

- talk to my partner? (✓)
- go to the board? (X)
- use a red pen? (X)
- go to the restroom? (✓)



The alphabet

6 003 Listen. Then listen again and repeat.



7 004 Listen and sing the alphabet song.

8 005 Listen and choose the letters you hear.

- | | | | | | | | |
|---|---|---|---|---|---|---|---|
| 1 | 2 | 3 | 4 | 5 | 6 | 7 | 8 |
|---|---|---|---|---|---|---|---|

9 006 Listen and write the names you hear.
Then compare your answers with your partner.

- | | |
|----------------|---------|
| <u>Vanessa</u> | 3 _____ |
| 1 _____ | 4 _____ |
| 2 _____ | 5 _____ |

10 007 **Real English** Listen. Then listen again and repeat. Practice the dialogue with a partner. Then, in pairs, write a similar dialogue with information about you.

- 1
A What's your name?
B My name's Clara.
A How do you spell that?
B C-L-A-R-A.
- 2
A What's your last name, Clara?
B My last name's Espinosa.
A How do you spell that?
B E-S-P-I-N-O-S-A.

Numbers (0–100)

11 Complete the chart with the numbers in the box.

two twelve twenty-seven seventeen five twenty
eight thirteen twenty-two three

0 zero	16 sixteen
1 one	17 _____
2 <u>two</u>	18 eighteen
3 _____	19 nineteen
4 four	20 _____
5 _____	21 twenty-one
6 six	22 _____
7 seven	23 twenty-three
8 _____	24 twenty-four
9 nine	25 twenty-five
10 ten	26 twenty-six
11 eleven	27 _____
12 _____	28 twenty-eight
13 _____	29 twenty-nine
14 fourteen	30 thirty
15 fifteen	31 thirty-one

12 008 Listen and choose the numbers you hear.

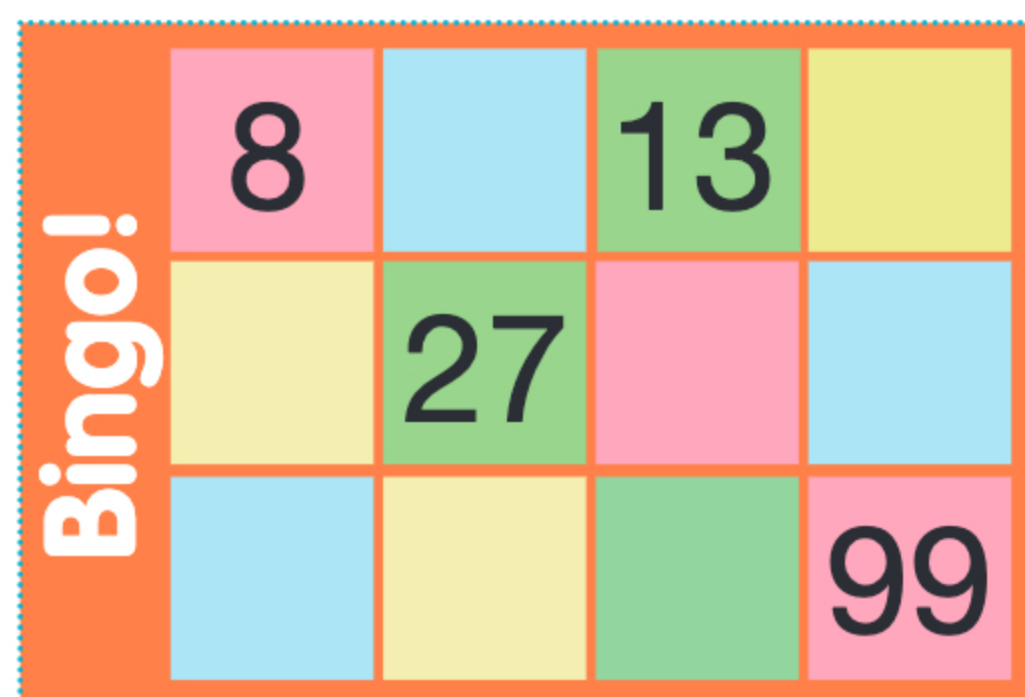
- | | | | | |
|--------------|------|------|------|------|
| <u>13</u> 30 | 2 15 | 50 | 4 17 | 70 |
| 1 14 | 40 | 3 16 | 60 | 5 18 |
| | | | 80 | |

13 009 Listen and complete the sentences.

How old are you?

1 Lisa	I'm _____.	3 Sam	I'm _____.
2 Mr. Davis	I'm _____.	4 Mom	I'm _____.

14 **Pairwork** Complete the chart with eight numbers from 1–100. Listen to your teacher and play *Bingo!*



School things

15 Look at the picture of the classroom. Match the words in the box with the objects a–f in the picture.

clock b board _____ laptop _____ desk _____ door _____ chair _____



16 Match the words (a–l) with the objects 1–12 on the desk.

- | | |
|--------------------------|-------------------------|
| a pen <u>7</u> | g magic marker _____ |
| b ruler _____ | h calculator _____ |
| c backpack _____ | i colored pencils _____ |
| d notebook _____ | j pencil case _____ |
| e pencil sharpener _____ | k textbook _____ |
| f pencil _____ | l eraser _____ |

17 Find ten more school things in the wordsearch.



Telling the time

18 Complete the sentences with the numbers.

five forty fifty ten fifty-five twenty-five



- | | |
|-------|--------------------------------|
| 08:00 | It's eight o'clock |
| 08:05 | It's eight oh <u>five</u> . |
| 08:10 | It's eight ¹ _____. |
| 08:15 | It's eight fifteen. |
| 08:20 | It's eight twenty. |
| 08:25 | It's eight ² _____. |
| 08:30 | It's eight thirty. |
| 08:35 | It's eight thirty-five. |
| 08:40 | It's eight ³ _____. |
| 08:45 | It's eight forty-five. |
| 08:50 | It's eight ⁴ _____. |
| 08:55 | It's eight ⁵ _____. |



19 010 Look at the clocks. Write the time. Then listen and repeat.



It's six o'clock.



1 It's _____.



2 It's _____.



3 It's _____.



4 It's _____.



5 It's _____.

20 Pairwork Write three times in your notebook. Ask and answer questions about the times.

6:45

What time is it?

It's six forty-five.

Days and months

21 Find the days of the week in the wordsearch.

Saturday Thursday Friday Monday
Sunday Wednesday Tuesday

S	A	T	U	R	D	A	Y	S
H	O	H	R	D	W	J	C	U
F	T	U	E	S	D	A	Y	N
E	F	R	I	D	A	Y	O	D
R	L	S	U	R	H	N	M	A
W	E	D	N	E	S	D	A	Y
Y	S	A	L	C	A	Y	W	L
N	H	Y	M	O	N	D	A	Y

Look!

In American English, we write dates like this:

September 19th

We write dates with numbers like this:

September 19th = 09/19

month day

22 Look at Alessa's notebook. Complete the sentences with the correct month. Which month is missing?

Veronica: 12/30

Renzo: 11/13

Sandra: 01/24

David: 07/20

Cisca: 10/31

Jack: 08/06

Alexander: 05/29

Omar: 03/09

Eva: 04/14

Pablo: 02/26

Ruth: 09/01

Veronica's birthday is in December.

1 Cisca's birthday is in _____.

2 Jack's birthday is in _____.

3 Renzo's birthday is in _____.

4 Sandra's birthday is in _____.

5 Alexander's birthday is in _____.

6 David's birthday is in _____.

7 Eva's birthday is in _____.

8 Ruth's birthday is in _____.

9 Pablo's birthday is in _____.

10 Omar's birthday is in _____.

Missing month: _____

23 Match the words in the box with the pictures.

winter summer spring fall



1 _____



2 _____



3 _____



4 _____

Look!

In English, we write the days of the week and the months with a capital letter.

Monday, Tuesday, ... January, February, ...

24 Pairwork Ask and answer questions about your favorite day, month, and season.

What is your favorite day / month / season?

My favorite day / month / season is ...

Pets and colors

25 Match the words in the box with the pictures.

mouse eat fish bird rabbit horse dog
snake hamster guinea pig



cat



1 _____



2 _____



3 _____



4 _____



5 _____



6 _____



7 _____



8 _____



9 _____

26 011 Listen and complete the chart with the names in the box.

Inma	a <u>dog</u> and a ¹ _____
John	a ² _____ and a hamster
Emilio	two ³ _____
Kevin	three ⁴ _____ and a ⁵ _____
Jazmin	a ⁶ _____

27 **Pairwork** Ask and answer about your pets.

Do you have pets?

Yes, I have ... / No, I don't have any pets.

28 Match the words in the box with the colors in the pictures.

black white red blue yellow green
brown orange purple pink gray

black

1 _____

2 _____

3 _____

4 _____

5 _____

6 _____

7 _____

8 _____

9 _____

10 _____




29 Read and color the animals.

I have a bird. He's green, red, and yellow. His name is Kiko.

I love my dog! She's brown and white. She's 4, and her name is Mel.

This is my cat, Jacqui. She's orange and black.

My sister has a blue and pink fish. It's very beautiful.





Parts of the body

30 Look at the selfie. Match the words in the box with the correct parts of the body.

leg hand hair finger eye arm toe nose
shoulder mouth foot ear



- | | |
|---------------|----------|
| 1 <u>hair</u> | 7 _____ |
| 2 _____ | 8 _____ |
| 3 _____ | 9 _____ |
| 4 _____ | 10 _____ |
| 5 _____ | 11 _____ |
| 6 _____ | 12 _____ |

31 Copy the letters with the same color. Put the letters in the correct order to make parts of the body words.

A	I	E	A	S	A	O	Y	U
E	R	G	O	H	R	F	T	T
R	F	N	D	N	N	O	E	H
M	A	R	E	I	H	E	M	O

- | | | |
|--|--|--|
| <u>finger</u> | 3 _____ | 6 _____ |
| 1 _____ | 4 _____ | 7 _____ |
| 2 _____ | 5 _____ | 8 _____ |

32 Read the descriptions. Look at the picture and complete the sentences with the correct name.



- Hi! I'm _____.
I have blond hair and blue eyes.
- Hello! I'm _____.
I have black hair and brown eyes.
- Hi! I'm _____.
I have red hair and green eyes.

33 012 **Real English** Listen and repeat. In pairs, practice introducing yourself. Use information that is true for you.

Hi, I'm Rosanna and I'm 12.
I have brown hair and blue eyes.



It's your **big day!**

Mason

Jacob

Rubi

Lola

In this unit we will ...

- ★ talk about countries and nationalities
- ★ learn how to greet people
- ★ introduce ourselves and other people
- ★ write about you and your favorite things

1 013 **Read and listen** Who is nervous: Mason or Jacob? _____

It's a big day for Mason and Jacob. They're at the auditions for the *Dance for the U.S.* competition, but Mason is late ...

Jacob You're late!

Mason Chill out, Jacob. I'm here now.

Jacob I'm nervous.

Mason Don't worry, we're a great team.

Jacob Oh no, the judges are here!

Mason Look, it's Simon Jackson.

Jacob He's a great dancer. His dance schools are in Australia, the U.K., Japan, and Turkey. They're very famous!

Mason Yes, he's my hero!

Jacob Oh, here's Rubi ...

Mason With a friend. She's nice!

Rubi Hi, guys.

Lola Hello, I'm Lola.

Mason Hi, I'm Mason. And he's Jacob.

Rubi It's your big day!

Mason We're ready, bring it on!

Later ...

Man Mason and Jacob, you're next.

2 Comprehension Match the sentence halves.

- | | |
|-------------|-----------------|
| 1 I'm | a hero! |
| 2 We're | b big day! |
| 3 He's my | c nervous. |
| 4 She's | d a great team. |
| 5 It's your | e nice! |

Check it out!

Find these words and phrases and check their meaning.

- | | |
|--------------|--------------|
| competition | I'm nervous. |
| You're late! | Don't worry |
| Chill out | bring it on |

Link to life Do you think it's rude to be late? Are you normally late to meet friends, for school, or if you go to the doctor?

Step 1

3 Find and underline the phrases in the dialogue in exercise 1.

~~You're late!~~ ~~She's nice!~~ I'm Lola. It's your big day!
We're ready ~~They're very famous!~~ he's Jacob

4 014 Complete the dialogues with the phrases in the box. Then listen and check.

They're very famous we're a great team I'm nervous
it's Simon Jackson he's Jacob I'm here now I'm Lola

1

Jacob You're late!

Mason Chill out, Jacob. I'm here now.

Jacob ¹ _____.

Mason Don't worry, ² _____.

2

Mason Look, ³ _____.

Jacob He's a great dancer. His dance schools are in Australia, the U.K., Japan, and Turkey. ⁴ _____!

3

Lola Hello, ⁵ _____.

Mason Hi, I'm Mason.

And ⁶ _____.

Rubi It's your big day!

Mason We're ready, bring it on!

014 Now listen again and repeat.

Step 2



Step 3

5 Read the dialogues in exercise 4. Then write similar dialogues. Use the names in the box.

Boys: Danny Ramon Luis Samuel Gabriel
Girls: Natalia Lily Catalina Sofia Camila

Hi, I'm Danny.

Hi, Luis!

Hello, Danny. I'm Natalia, and he's Luis.

6 Pairwork Practice your dialogues from exercise 5.

Countries and nationalities


1  015 Look at the map and complete the chart with the countries in the box. Then listen and check.

China Australia Brazil Canada Chile Japan Portugal Turkey Mexico Spain the U.K. the U.S.



In English, we use capital letters for countries and nationalities.

She's from Japan. She's Japanese.

2  016 Complete the chart in exercise 1 with the nationalities. Then listen, check, and repeat.

Chilean Portuguese Chinese American
British Japanese Brazilian Canadian
Turkish Spanish Australian Mexican

Vocabulary strategy

Looking for patterns

When you learn new words, look for patterns or similarities. For example, look at the endings of these words:







Japanese – Portuguese – Chinese
Canadian – Australian – Brazilian
British – Turkish – Spanish

3 Pairwork Look at the example. Take turns to choose a city and ask and answer questions.

Tokyo New York City Beijing London Moscow
Sydney Mexico City Brasilia

Where are you from?

I'm from Beijing, in China. I'm Chinese.

		Country	Nationality
1		<u>Canada</u>	<u>Canadian</u>
2		_____	_____
3		_____	_____
4		_____	_____
5		_____	_____
6		_____	_____
7		_____	_____
8		_____	_____
9		_____	_____
10		_____	_____
11		_____	_____
12		_____	_____



Subject pronouns

He's a great dancer.

We're ready.

Singular	Plural
I you he she it	we you they

Rules p.W2

1 Match 1–6 with the subject pronouns a–f.

- | | |
|--------------------|--------|
| 1 Melissa | a we |
| 2 the city of Lima | b he |
| 3 Jack and I | c she |
| 4 the men | d it |
| 5 David | e you |
| 6 you and Dad | f they |

2 Complete the sentences with subject pronouns.

Haru is from Kyoto. He's Japanese.

- Amy and Ellie are friends. _____'re students.
- I'm from Natal. _____'s a city in Brazil.
- Diego Luna is famous. _____'s a great actor.
- Liam and I are Australian. _____'re from Sydney.
- Ellie Goulding is British. _____'s a fantastic singer.

Possessive adjectives

His dance schools are in Australia.

It's **your** big day.

Subject pronouns	Possessive adjectives
I	my
you	your
he	his
she	her
it	its
we	our
you	your
they	their

Rules p.W2

Think

Complete the sentences with the words in the box.

same its his her

Possessive adjectives are the ¹ _____ for singular and plural.

Leo is my friend. Leo and Sara are my friends.

We use ² _____ when we talk about a girl's possession.We use ³ _____ for a boy's possession. When we talk about the possession of a thing, place, animal, etc., we use ⁴ _____.

He's David. It's his pencil.

She's Eva. It's her cell phone.

That's my dog and that's its ball.



3 Choose the correct alternatives.

London is famous for **her** / **its** monuments.

- She's in my class. **Her** / **Your** name's Martha.
- He's Chilean. **His** / **Its** name's Santiago.
- We're students at Wood Green High School. **Our** / **Their** school is in Canberra.
- I'm Brazilian. **Your** / **My** name's Larissa.
- They're Joe and Helen. **Our** / **Their** mom is my History teacher.
- "Hi, I'm Maddie."
"Wow, **my** / **your** name is cool!"
- Jin is Chinese, but **his** / **their** mom is American.
- "Here are **your** / **their** books." "Thanks."

4 Complete the sentences with a possessive adjective.

I'm Spanish. My name's Daniel.

- She's Yessica. _____ dad is a teacher.
- "Hi, I'm Jason. What's _____ name?"
"My name is Lina."
- We're from Texas. _____ address is 2652 Montana Drive.
- It's _____ birthday. I'm 13 years old today.
- You're very good students. _____ grades are excellent.
- He's my friend. _____ name's Peter.
- Max and Julieta are in 11th grade. Mrs. Hall is _____ Art teacher.
- The dance school is in Chicago. _____ name is The Dance Academy.

Challenge

Write a description of a boy and a girl in your class. Include information about:

name age nationality favorite subject

His name's Samuel. He's 12 years old and he's Mexican. His favorite subject is Math.

Puzzles p.118

Greetings

1 017 **Watch, listen, or read** Complete the dialogues with the words in the box. Then listen again and check.

1

Not bad Hi And you? See you later!

Dominic Hey, Arianna!

Arianna Hi, Dominic.

Dominic How are you, Arianna?

Arianna I'm good, thanks. ¹ _____

Dominic ² _____, thanks.

Later ...

Dominic Bye then. ³ _____

Arianna Bye. See you!

2

I'm very well How are you? Goodbye
See you on Monday. Good morning

Mrs. Bauer ⁴ _____, Arianna.

Arianna Hello, Mrs. Bauer.

Mrs. Bauer ⁵ _____

Arianna I'm fine, thanks. And you?

Mrs. Bauer ⁶ _____, thank you.

Later ...

Mrs. Bauer ⁷ _____, Arianna.

Have a good day.

Arianna Thanks. Goodbye.

⁸ _____



Speaking strategy

Speaking in formal and informal situations

In informal situations, we normally use the person's first name.

Hi, Dominic.

In formal situations, we normally use a title and the person's last name.

Good morning, Mr. Rogers.

For men, we always use *Mr.* (/ˈmɪstər/).


For women with no husband, we use *Miss* (/mɪs/).

For married women, we use *Mrs.* (/ˈmɪsəz/).

If we don't know if a woman is married or not, we can use *Ms.* (/mɪz/).

2 018 **Real English** Listen and repeat.



- 3**  019 Listen to the conversations. Decide if the people are meeting each other (M) or leaving each other (L).

1 L 2 _____ 3 _____ 4 _____ 5 _____



Beat the clock

In two minutes, create a word map of ways to say hello and goodbye. Then compare with your partner.



- 4 Pairwork** Put the sentences in the correct order to make a dialogue. Then, practice the dialogue.

_____ You, too! Bye. _____ Goodbye. _____ Have a good weekend. _____ Hey! How are you?
 1 Hi, Simon. _____ I'm fine, thanks. And you? _____ Not bad, thanks.

- 5 Pairwork** Write a dialogue between you and your teacher. Use the dialogues in exercise 1 to help you. Practice the dialogue with your partner.



Link it!

Pairwork Look at the pictures. Choose one of the people. Write a dialogue between you and that person.



be: Simple present

Affirmative

You're late.
He's my hero.

Full form	Short form
I am	I'm
you are	you're
he is	he's
she is	she's
it is	it's
we are	we're
you are	you're
they are	they're

Rules p.W3

1 Choose the correct alternatives.

I am / is Portuguese.

- You are / am a good dancer.
- It is / are my birthday today.
- We is / are in 8th grade.
- They are / am nice.
- I is / am from Paraguay.
- She is / am British.

2 Rewrite the sentences in exercise 1 with the short form of the verb *be*.

I'm Portuguese.

- _____.
- _____.
- _____.
- _____.
- _____.
- _____.

3 Complete the sentences with the short form of the verb *be*.

It's a red pen.

- This is Jen—she _____ 14 years old today!
- I _____ from Istanbul, in Turkey.
- Messi—he _____ my hero.
- You _____ intelligent!
- It _____ a pencil case.

Challenge

Write a sentence for each subject pronoun.

I you he she it we you they

I'm from Cali, in Colombia. You're ...

4 Complete the texts with the missing subject pronouns and the short form of the verb *be*.



Hi, I'm Charlie. My hometown is Ontario. ¹ _____ in Canada. My brother, Max, is 16, and ² _____ at the same school together. ³ _____ a big school.



This is Josh and Ava. ⁴ _____ American and ⁵ _____ students at Edison High School in Miami. Ava is 11, but ⁶ _____ her birthday next week. Josh is 12 and ⁷ _____ a fan of rock music.

Think

Look at the sentences and check (✓) the correct alternative. Then complete the rule.

I'm 13 years old. ☐

I have 13 years old. ☐

In English, we use the verb _____ to talk about our age.

Rules p.W3

5 Complete the chart with information about yourself. Then write a short description of yourself.

Name	
Age	
Nationality	
Town / City	
School	

I'm Juan. I'm 12 years old, and ...

Challenge

Write a short description of your best friend. Use the texts in exercise 4 to help you.

He's Alex. He's 11 years old, and he's ...

She's Shinhye. She's 12 years old, and she's ...

Puzzles p.118

