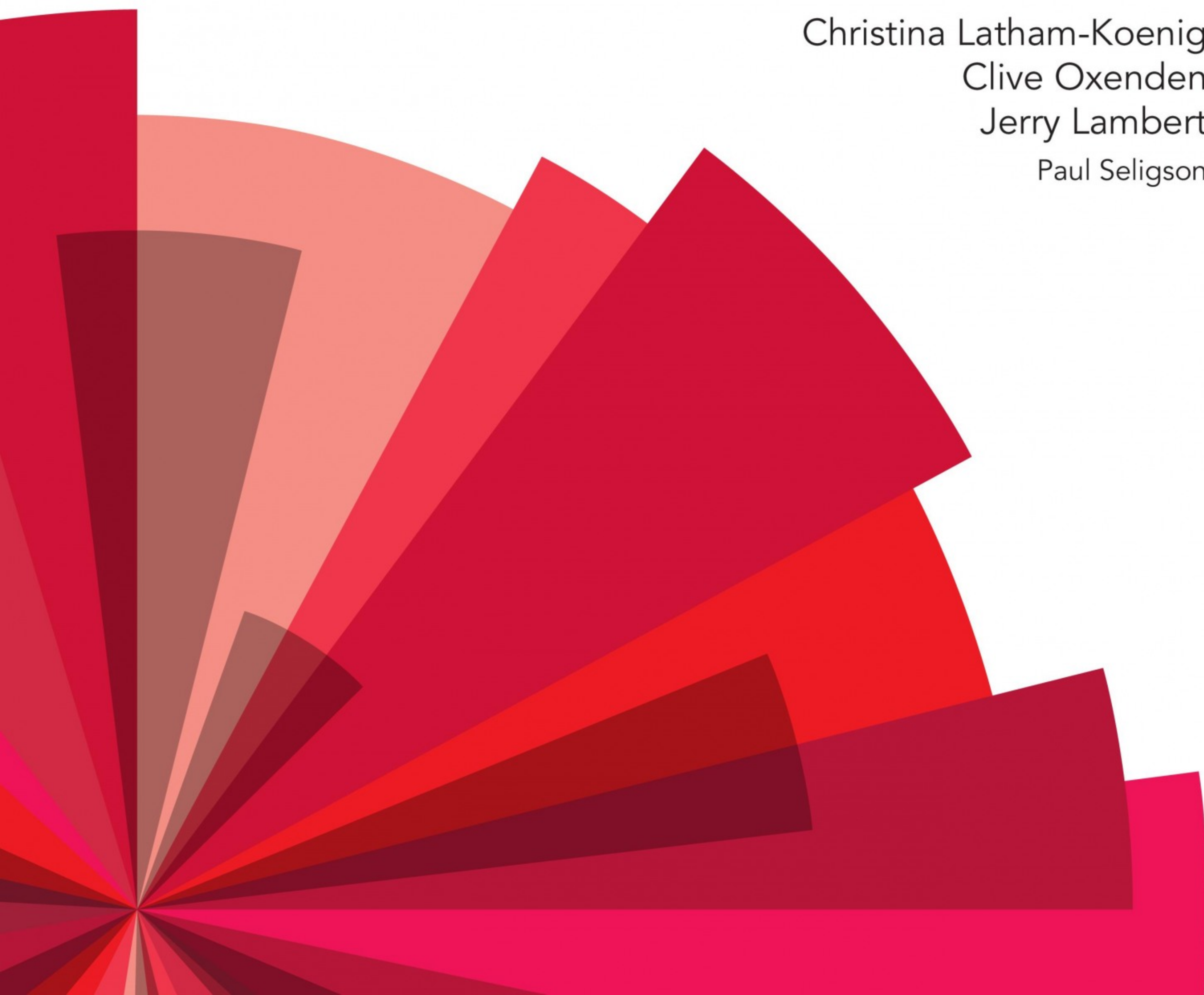


fourth  
edition

# English File

Elementary  
e-book

Christina Latham-Koenig  
Clive Oxenden  
Jerry Lambert  
Paul Seligson



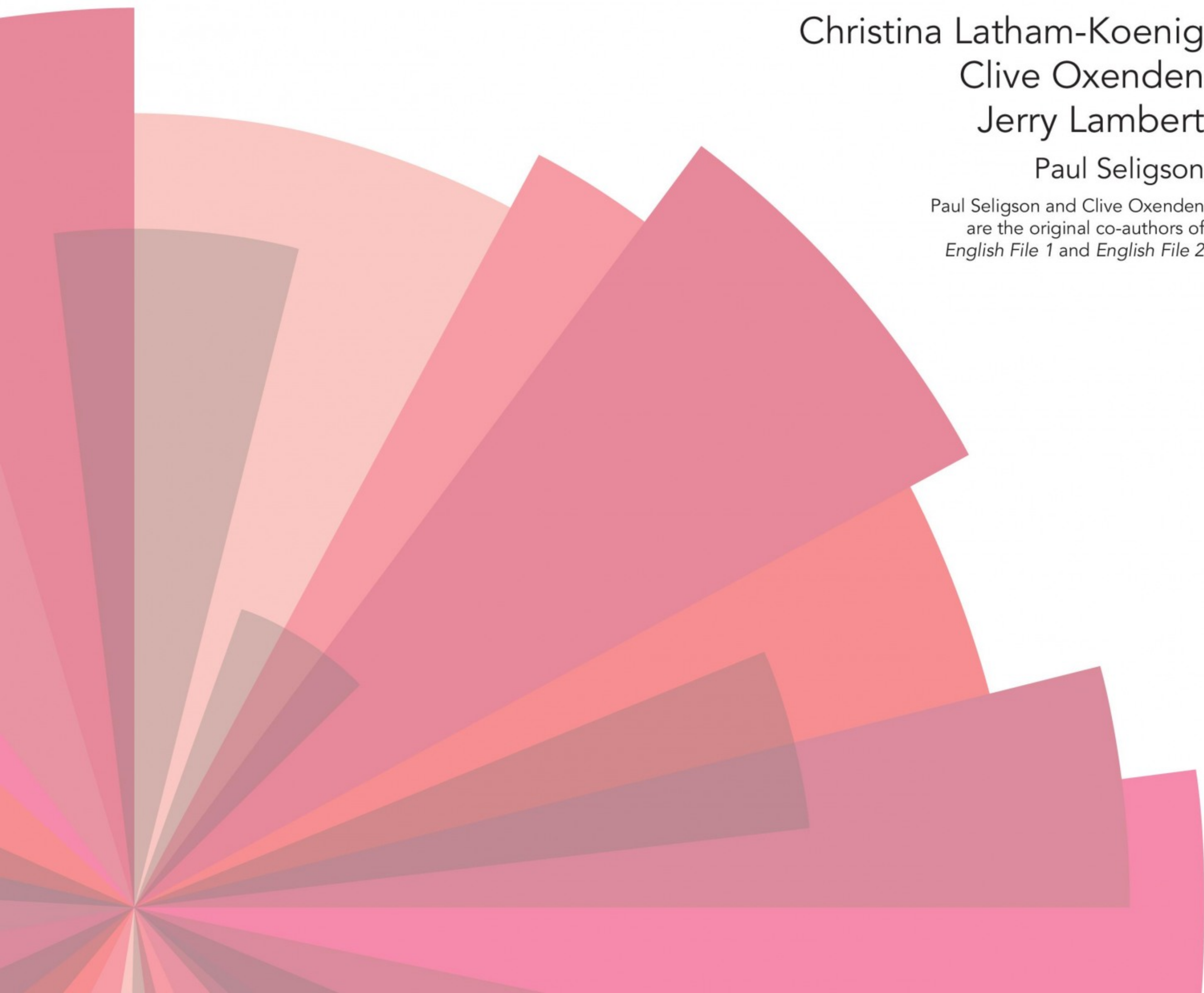
fourth  
edition

# English File

**Elementary**  
e-book

Christina Latham-Koenig  
Clive Oxenden  
Jerry Lambert  
Paul Seligson

Paul Seligson and Clive Oxenden  
are the original co-authors of  
*English File 1* and *English File 2*





# Contents

	GRAMMAR	VOCABULARY	PRONUNCIATION
<b>1</b>			
6 <b>A Welcome to the class</b>	verb <i>be</i> ⊕, subject pronouns: <i>I, you</i> , etc.	days of the week, numbers 0–20	vowel sounds, word stress
8 <b>B One world</b>	verb <i>be</i> ⊖ and ⊗	countries, numbers 21–100	/ə/, consonant sounds /tʃ/, /ʃ/, /dʒ/, word stress
10 <b>C What's your email?</b>	possessive adjectives: <i>my, your</i> , etc.	classroom language	/əʊ/, /u:/, /ɑ:/, the alphabet, sentence stress
12 <b>Practical English Episode 1</b>	checking in <b>V</b> in a hotel		
<b>2</b>			
14 <b>A Are you tidy or untidy?</b>	singular and plural nouns	things, <i>in, on, under</i>	final -s and -es
16 <b>B Made in America</b>	adjectives	colours, adjectives, modifiers: <i>very / really, quite</i>	long and short vowel sounds
18 <b>C Slow down!</b>	imperatives, <i>let's</i>	feelings	linking
20 <b>Revise and Check 1&amp;2</b>			
<b>3</b>			
22 <b>A Britain: the good and the bad</b>	present simple ⊕ and ⊖	verb phrases: <i>cook dinner</i> , etc.	third person -s
24 <b>B 9 to 5</b>	present simple ⊗	jobs	/ɜ:/ and /ə/
26 <b>C Love me, love my dog</b>	word order in questions	question words	sentence stress
28 <b>Practical English Episode 2</b>	buying a coffee <b>V</b> telling the time		
<b>4</b>			
30 <b>A Family photos</b>	possessive 's, <i>Whose...?</i>	family	/ʌ/, the letter o
32 <b>B From morning to night</b>	prepositions of time ( <i>at, in, on</i> ) and place ( <i>at, in, to</i> )	daily routine	linking
34 <b>C Blue Zones</b>	position of adverbs, expressions of frequency	months, adverbs and expressions of frequency	the letter h
36 <b>Revise and Check 3&amp;4</b>			
<b>5</b>			
38 <b>A Vote for me!</b>	<i>can / can't</i>	verb phrases: <i>buy a newspaper</i> , etc.	sentence stress
40 <b>B A quiet life?</b>	present continuous: <i>be + verb + -ing</i>	noise: verbs and verb phrases	/ŋ/
42 <b>C A city for all seasons</b>	present simple or present continuous?	the weather and seasons	places in London
44 <b>Practical English Episode 3</b>	buying clothes <b>V</b> clothes		
<b>6</b>			
46 <b>A A North African story</b>	object pronouns: <i>me, you, him</i> , etc.	words in a story	/aɪ/, /ɪ/, and /i:/
48 <b>B The third Friday in June</b>	<i>like + (verb + -ing)</i>	the date, ordinal numbers	/ð/ and /θ/, saying the date
50 <b>C Making music</b>	revision: <i>be</i> or <i>do</i> ?	music	/j/, giving opinions
52 <b>Revise and Check 5&amp;6</b>			




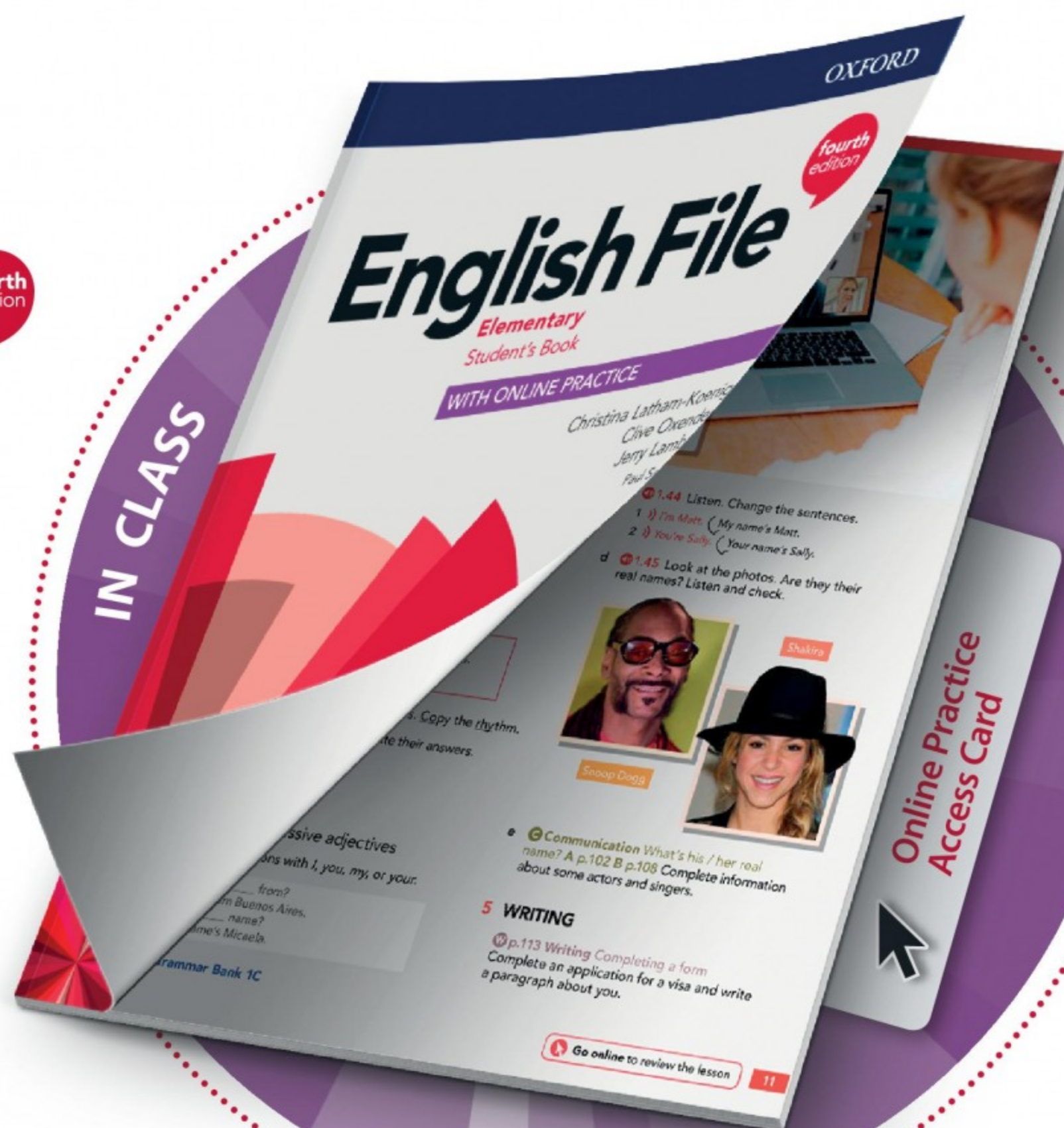
	GRAMMAR	VOCABULARY	PRONUNCIATION
<b>7</b>			
54 <b>A Selfies</b>	past simple of <i>be</i> : <i>was / were</i>	word formation: <i>write</i> → <i>writer</i>	sentence stress
56 <b>B Wrong name, wrong place</b>	past simple: regular verbs	past time expressions	-ed endings
58 <b>C Happy New Year?</b>	past simple: irregular verbs	<i>go, have, get</i>	sentence stress
60 <b>Practical English Episode 4</b>	asking the way <b>V</b> directions		
<b>8</b>			
62 <b>A A murder mystery</b>	past simple: regular and irregular	irregular verbs	past simple verbs
64 <b>B A house with a history</b>	<i>there is / there are, some / any</i> + plural nouns	the house	/ə/ and /ɪə/
66 <b>C Room 333</b>	<i>there was / there were</i>	prepositions: place and movement	silent letters
68 <b>Revise and Check 7&amp;8</b>			
<b>9</b>			
70 <b>A #mydinnerlastnight</b>	countable / uncountable nouns, <i>a / an, some / any</i>	food and drink	the letters <i>ea</i>
72 <b>B White gold</b>	quantifiers: <i>how much / how many, a lot of, etc.</i>	food containers	linking, /f/ and /s/
74 <b>C Facts and figures</b>	comparative adjectives	high numbers	/ə/, sentence stress
76 <b>Practical English Episode 5</b>	ordering a meal <b>V</b> understanding a menu		
<b>10</b>			
78 <b>A The most dangerous place...</b>	superlative adjectives	places and buildings	consonant groups
80 <b>B Five continents in a day</b>	<i>be going to</i> (plans), future time expressions	city holidays	sentence stress
82 <b>C The fortune teller</b>	<i>be going to</i> (predictions)	verb phrases	word stress
84 <b>Revise and Check 9&amp;10</b>			
<b>11</b>			
86 <b>A Culture shock</b>	adverbs (manner and modifiers)	common adverbs	connected speech
88 <b>B Experiences or things?</b>	verb + <i>to</i> + infinitive	verbs that take the infinitive	weak <i>to</i> , sentence stress
90 <b>C How smart is your phone?</b>	definite article: <i>the</i> or no <i>the</i>	phones and the internet	<i>the</i>
92 <b>Practical English Episode 6</b>	getting to the airport <b>V</b> public transport		
<b>12</b>			
94 <b>A I've seen it ten times!</b>	present perfect	irregular past participles	sentence stress
96 <b>B He's been everywhere!</b>	present perfect or past simple?	learning irregular verbs	irregular past participles
98 <b>C The English File interview</b>	revision: question formation		
100 <b>Revise and Check 11&amp;12</b>			
102 <b>Communication</b>	124 <b>Grammar Bank</b>	165 <b>Irregular verbs</b>	
113 <b>Writing</b>	148 <b>Vocabulary Bank</b>	166 <b>Sound Bank</b>	
118 <b>Listening</b>			



## Course overview

# English File<sup>fourth edition</sup>

Welcome to **English File fourth edition**. This is how to use the Student's Book, Online Practice, and the Workbook in and out of class.



### Student's Book

All the language and skills you need to improve your English, with Grammar, Vocabulary, Pronunciation, and skills work in every File. Also available as an eBook.

**Use your Student's Book in class with your teacher.**

### Workbook

Grammar, Vocabulary, and Pronunciation practice for every lesson.

**Use your Workbook for homework or for self-study to practise language and to check your progress.**



Go to  
**englishfileonline.com**  
and use the code on  
your Access Card to  
log into the Online  
Practice.

ACTIVITIES AUDIO VIDEO RESOURCES

ONLINE



## Online Practice

**Look again** at Student's Book language you want to review or that you missed in class, do extra **Practice** activities, and **Check your progress** on what you've learnt so far.

Use the Online Practice to learn outside the classroom and get instant feedback on your progress.

### LOOK AGAIN

- Review the language from every lesson.
- Watch the videos and listen to all the class audio as many times as you like.

### PRACTICE

- Improve your skills with extra Reading, Writing, Listening and Speaking practice.
- Use the interactive video to practise Practical English.

### CHECK YOUR PROGRESS

- Test yourself on the language from the File and get instant feedback.
- Try an extra Challenge.

### SOUND BANK

- Use the Sound Bank videos to practise and improve your pronunciation of English sounds.



## 1 LISTENING &amp; SPEAKING

- a **1.2** Look at the photo story and listen to the conversations. Match the names to people A–D.

Ben Carla Matt Sally

- b Listen again and complete the gaps.

1 **Teacher** Hello, everybody. Welcome to the class.  
I'm Carla. I'm your teacher.

2 **Matt** Hi, I'm Matt. What's your <sup>1</sup> name \_\_\_\_\_?  
**Sally** Sally.  
**Matt** <sup>2</sup> \_\_\_\_\_?  
**Sally** Sally!

3 **Matt** What's your phone <sup>3</sup> \_\_\_\_\_?  
**Sally** It's 07894 132 456.

4 **Ben** <sup>4</sup> \_\_\_\_\_, Matt.  
**Matt** Hello. This is Sally. She's in my salsa class.  
**Ben** Nice to meet you. My name's Ben.  
**Sally** Nice to <sup>5</sup> \_\_\_\_\_ you, too.  
**Matt** Bye, Sally.  
**Sally** Goodbye, Matt. Bye, Ben.

5 **Ben** Hi, Sally.  
**Sally** Ben! Are you in the salsa class, too?  
**Ben** Yes, I am. How are <sup>6</sup> \_\_\_\_\_?  
**Sally** I'm very well, <sup>7</sup> \_\_\_\_\_ you. And you?  
**Ben** <sup>8</sup> \_\_\_\_\_, thanks. ... Great! You're my  
partner!  
**Sally** Yes! See you later, Matt.

- c **1.3** Listen and repeat the conversations. Copy the rhythm.

- d Complete the gaps with a word from the list.

Bye Fine Hi I'm... Thanks



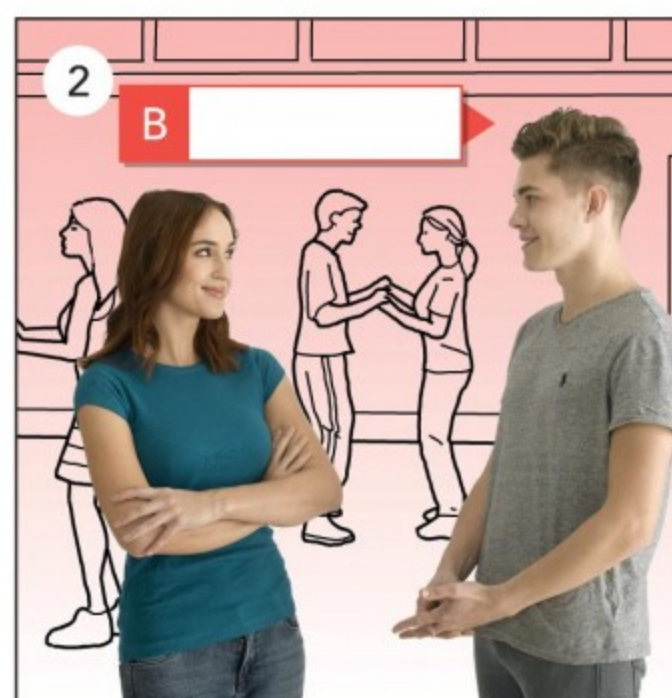

Hello = Hi \_\_\_\_\_ Thank you = \_\_\_\_\_  
My name's... = \_\_\_\_\_ Goodbye = \_\_\_\_\_  
Very well = \_\_\_\_\_

- e Introduce yourself to other students.

*Hello, I'm Antonio. What's your name?*

*(Mia. Nice to meet you.*

*Nice to meet you, too.)*





## 2 GRAMMAR verb be [+], subject pronouns

a Complete the sentences with 'm, 's, or 're.

- 1 I am Carla. = I'm Carla.
- 2 I am Matt. = I \_\_\_\_\_ Matt.
- 3 My name is Ben. = My name \_\_\_\_\_ Ben.
- 4 You are my partner. = You \_\_\_\_\_ my partner.
- 5 She is in my salsa class. = She \_\_\_\_\_ in my salsa class.

b **G p.124 Grammar Bank 1A**

c **1.5** Listen and repeat the pronouns and contractions.

- 1 **1** I, I'm (I, I'm

d **1.6** Listen. Say the contraction.

- 1 **1** I am (I'm

e In pairs, try to remember the names in your class.  
Say He's / She's \_\_\_\_\_.

f Stand up and speak to other students.

*Hi, Mia. How are you?* (I'm fine, thanks. And you?

## 3 PRONUNCIATION vowel sounds, word stress

### Vowel sounds

In English, vowels (a, e, i, o, and u) and combinations of vowels (e.g. ea, ai) can be pronounced in different ways. Sometimes they are short sounds (e.g. *it*, *well*), but sometimes they are long sounds (e.g. *e* = *he*) or diphthongs (e.g. *i* = *hi*).

a **1.7** Listen to the words and sounds. Then listen and repeat.

					
fish	tree	cat	egg	train	bike
it this in	he we meet	am thanks Sally	very well welcome	they name later	Hi I Bye

b **1.8** Listen and write the words.

### Word stress

Multi-syllable words have one stressed syllable.  
good|bye so|rry wel|come

c **1.9** Listen and underline the stressed syllable in these words.

air|port com|pu|ter e|mail ho|tel in|ter|net mu|se|um  
pas|ta pi|zza sal|lad sand|wich u|ni|ver|si|ty web|site

d Write the words from c in the chart.

 food	 technology	 places
		airport

e In pairs, write more words that you know in each column. How do you pronounce them?

## 4 VOCABULARY days of the week, numbers 0–20

a **1.10** Look at the picture. Listen and complete the gaps.



b **V p.148 Vocabulary Bank Days and numbers** Do Parts 1 and 2.






c **1.14** Listen and say the next day or number.

**1** Monday Tuesday (Wednesday

d Ask three students *What's your phone number?*

## 5 LISTENING & SPEAKING

a **1.15** Listen. Where are they? Write 1–6 in the boxes.

	airport	Gate number _____
<b>1</b>	sandwich bar	_____ pounds _____
	hotel	Room _____
	museum	Closed on _____
	taxi	_____ Manchester Road
	language school	Classes on _____ and _____ mornings

b Listen again. Write a number or a day in each gap.

c **1.16** Listen and respond.

- 1 **1** Hello. Nice to meet you. (Nice to meet you, too.
- 2 **1** What day is it today? (It's...



## 1 VOCABULARY countries

- a 1.17 Listen and match the music to the countries.

□ Brazil □ Mexico  
□ Russia □ Scotland



- b V p.149 Vocabulary Bank Countries

- c In groups, do The World Quiz. Answer with a continent, country, or nationality from **Vocabulary Bank Countries**.

*I think it's Asia.* ( *I think it's Europe, but I'm not sure.* )

## 2 PRONUNCIATION /ə/, /tʃ/, /ʃ/, /dʒ/

## The /ə/ sound

The /ə/ sound is the most common vowel sound in English. The /ə/ sound has many different spellings, e.g. *pasta*, *Saturday*, *Britain*.

- a 1.20 Listen to the words and sounds. Then listen and repeat.



computer

American Brazilian  
Scotland Switzerland

## Consonant sounds

Many consonants (e.g. *j*) and combinations of consonants (e.g. *sh*) only have one pronunciation (e.g. *Japan* / *jazz*, *she* / *English*). Some consonants can be pronounced in different ways (e.g. *g* can be /g/ *Hungary* or /dʒ/ *German*).

- b 1.21 Listen to the words, sounds, and sentences. Then listen and repeat. Practise with a partner.



chess

Charles isn't Czech, he's French.



shower

Is she Polish or Russian?



jazz

We're German and they're Japanese.

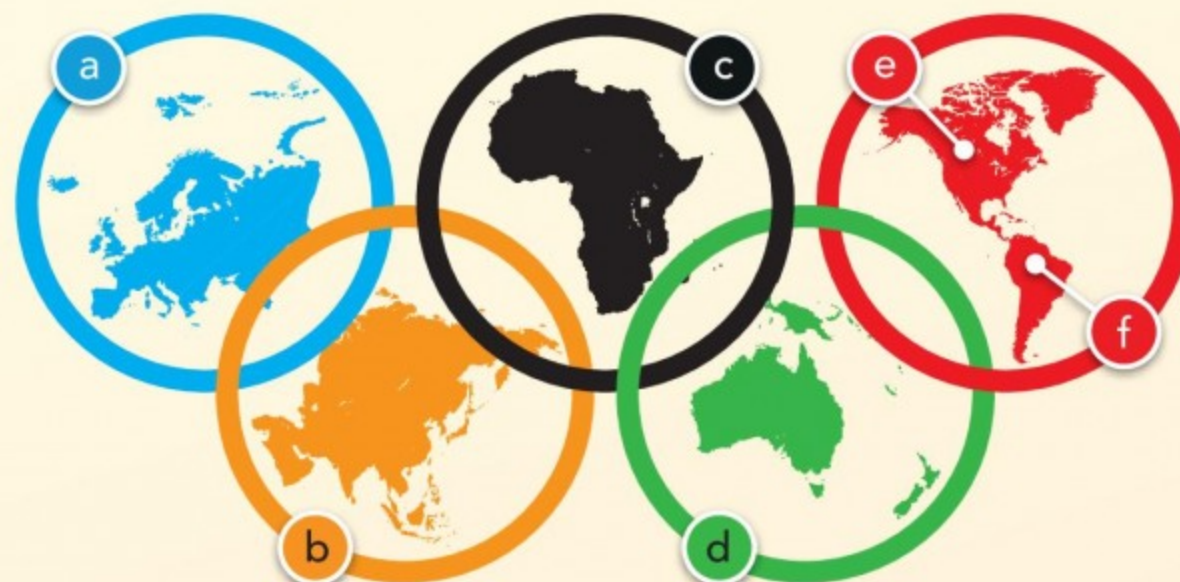
- c 1.22 Listen. Say the nationality.

1 ) Scotland ( Scottish

## THE WORLD QUIZ

## 1 Name the continents.

a \_\_\_\_\_ c \_\_\_\_\_ e \_\_\_\_\_  
b \_\_\_\_\_ d \_\_\_\_\_ f \_\_\_\_\_



## 2 What country are the football teams from?

a Boca Juniors \_\_\_\_\_ d Celtic \_\_\_\_\_  
b Arsenal \_\_\_\_\_ e LA Galaxy \_\_\_\_\_  
c Galatasaray \_\_\_\_\_ f Juventus \_\_\_\_\_

## 3 What are the countries in English?

a Deutschland \_\_\_\_\_  
b España \_\_\_\_\_  
c Eire \_\_\_\_\_  
d Polska \_\_\_\_\_  
e La Suisse \_\_\_\_\_  
f Magyarország \_\_\_\_\_

## 4 What nationality are the flags?



a \_\_\_\_\_



b \_\_\_\_\_



c \_\_\_\_\_



d \_\_\_\_\_



e \_\_\_\_\_



f \_\_\_\_\_



g \_\_\_\_\_

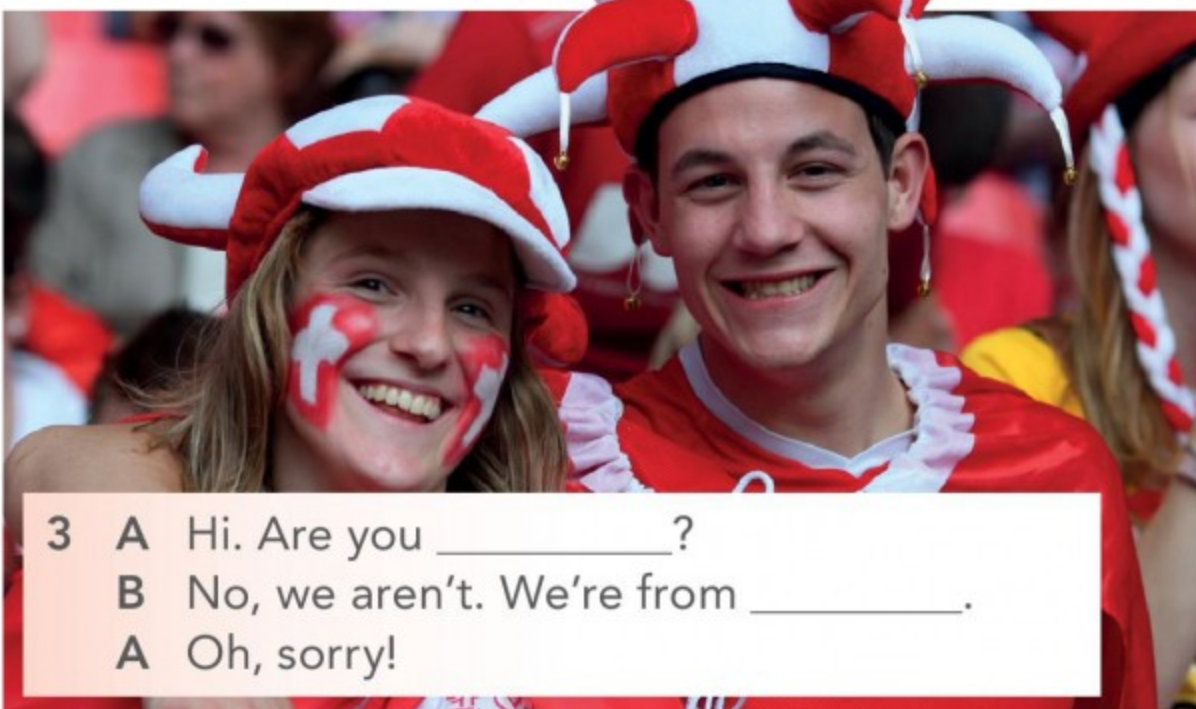


h \_\_\_\_\_



### 3 GRAMMAR verb be ☐ and ?

- a 1.23 Read and listen to three interviews at the Olympics. Complete the gaps with a country or a nationality.



- b Read the interviews again and complete the chart.

+	I'm	you're	it's
-		you aren't	
?			

- c p.124 Grammar Bank 1B

- d 1.25 Listen and respond with a short answer.

1 Is Sydney the capital of Australia? (No, it isn't.)

- e With a partner, write three questions beginning Is...? or Are...? Ask them to another pair.

Are you from Italy? (No, we aren't.)

### 4 SPEAKING

- a **Communication** Where are they from? **A** p.102 **B** p.108 Ask and answer about people from different countries.

Where's Masako from?


(She's from Japan.)

Where in Japan?

- b Imagine you're from a different country. Choose from **Vocabulary Bank Countries** p.149 and think of a city. Ask other students *Where are you from?*

### 5 VOCABULARY numbers 21–100

- a 1.26 Answer the questions with numbers 1–20.



1 What's 3 + 1? (4.)

- b p.148 **Vocabulary Bank** Days and numbers Do Part 3.

- c 1.28 Listen and write the numbers.

- d Write ten numbers from 21–100. Dictate them to a partner.

### 6 PRONUNCIATION & LISTENING

word stress

- a 1.29 Listen and repeat the pairs of numbers. How is the stress different?

1 a 13 b 30

2 a 14 b 40

3 a 15 b 50

4 a 16 b 60

5 a 17 b 70

6 a 18 b 80

7 a 19 b 90

- b 1.30 Listen to the conversations. Which number do you hear? Circle a or b above.

- c Play Bingo.



**P** /əʊ/, /u:/, /ɑ:/, the alphabet, sentence stress



### 3 LISTENING & SPEAKING

- a **1.41** Micaela is a student of English. Listen to her Skype interview with Mark, a teacher at a language school in England. Complete her form.

**English House Language School**

**Student information**

First name	<input type="text" value="Micaela"/>	Email address	<input type="text" value="m.vazquez@mail.com"/>
Surname	<input type="text" value="1"/>		
Age	<input type="text" value="2"/>	Phone (mobile)	<input type="text" value="7"/>
Country	<input type="text" value="3"/>	Phone (landline)	<input type="text" value="854-"/>
City	<input type="text" value="4"/>		
Address	<input type="text" value="Florida 5"/>		
Postcode	<input type="text" value="6"/>		



- b **1.42** Listen. Complete Mark's questions to Micaela.

- 1 *What's* your first name?
- 2 your surname?
- 3 do you spell it?
- 4 old are you?
- 5 Where are you ?
- 6 your address?
- 7 your postcode?
- 8 What's your address?
- 9 What's your phone ?



#### Sentence stress

In sentences we stress the important words.

**What's** your **first name**? It's **Mark**.

- c Listen again and repeat the questions. Copy the rhythm.
- d Ask your partner the questions. Write their answers.




#### Saying emails

@ = at . = dot

- c **1.44** Listen. Change the sentences.

- 1 *I'm Matt.* (My name's Matt.)
- 2 *You're Sally.* (Your name's Sally.)

- d **1.45** Look at the photos. Are they their real names? Listen and check.



Snoop Dogg

Shakira



- e **Communication** What's his / her real name? **A** p.102 **B** p.108 Complete information about some actors and singers.

### 4 GRAMMAR possessive adjectives

- a Complete the questions with *I*, *you*, *my*, or *your*.

- Where are <sup>1</sup> from?
- <sup>2</sup> 'm from Buenos Aires.
- What's <sup>3</sup> name?
- <sup>4</sup> name's Micaela.

- b **p.124 Grammar Bank 1C**

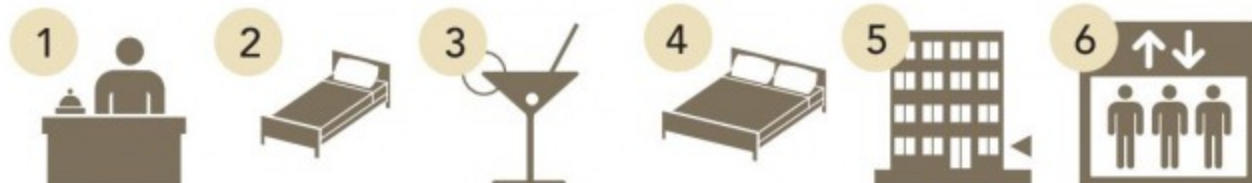
### 5 WRITING

- W** p.113 **Writing** Completing a form  
Complete an application for a visa and write a paragraph about you.



## 1 VOCABULARY in a hotel

a Match the words and symbols.



- |                             |  |
|-----------------------------|--|
| Reception /rɪ'sepʃn/        | a double room /'dʌbl ru:m/                           |
| the lift /lɪft/             | the bar /bɑː/  |
| a single room /'sɪŋgl ru:m/ | the ground (first, second, etc.) floor /graʊnd flɔː/ |

b 1.46 Watch or listen and check.

c Cover the words and look at the symbols. Say the words.

## 2 INTRODUCTION



a 1.47 Watch or listen to Jenny and Rob. Mark the sentences **T** (true) or **F** (false).

- Rob lives and works in London.
- He's a writer for a magazine.
- The name of his magazine is *London 20seven*.
- Jenny is British.
- She's an assistant editor.
- It's her second time in the UK.

b Watch or listen again. Say why the **F** sentences are false.

## 3 CHECKING IN



a 1.48 Watch or listen to Jenny checking into a hotel. Answer the questions.

- Complete Jenny's surname: ZI\_\_LI\_\_SK\_\_.
- What's her room number? \_\_\_\_\_

b Watch or listen again. Complete the **You hear** phrases.

You hear	You say
Good evening, madam.	Hello. I have a reservation. My name's Jennifer Zielinski.
Can you <sup>1</sup> _____ that, please?	Z-I-E-L-I-N-S-K-I.
For five nights?	Yes, that's right.
Can I have your passport, please?	Just a second... Here you are.
Thank you. Can you sign here, <sup>2</sup> _____? Thank you.	
Here's your <sup>3</sup> _____. It's room 306, on the third floor. The <sup>4</sup> _____ is over there.	The lift? Oh, the elevator.
Yes. Enjoy your stay, Ms Zielinski.	Thank you.

### British and American English

lift = British English elevator = American English  
z = /zed/ British English /ziː/ American English

### Greetings

Good morning = > 12.00

Good afternoon = 12.00 > 18.00

Good evening = 18.00 >

Goodnight = Goodbye (when you go to bed)

madam = a polite way to greet a woman

sir = a polite way to greet a man



- c **1.49** Watch or listen and repeat the **You say** phrases. Copy the rhythm.
- d Practise the conversation with a partner.
- e Work in pairs. Read your role and look at the conversation in **3b**. What do you need to change?
- A** (book open) You are the receptionist.  
It's 11.00 a.m.
- B's** room is 207 on the second floor. Begin *Good morning, sir / madam.*
- B** (book closed) You arrive at the hotel. Use your first name and surname.
- f Role-play the conversation. Then change roles.
- g **1.50** Read the information box. Watch or listen and repeat the phrases.

<b>Can you...?</b> = Please do it.	<b>Can I have...?</b> = Please give me (my passport, etc.).
<i>Can you spell that?</i>	<i>Can I have my key, please?</i>
<i>Can you sign here?</i>	<i>Can I have your passport, please?</i>

- h You are in a hotel. Ask the receptionist to give you...
- your key • your passport
  - a map of London • a pen

#### 4 JENNY TALKS TO ROB



- a **1.51** Watch or listen. Mark the sentences **T** (true) or **F** (false).
- Jenny has a coffee.
  - She is in London on business.
  - The waitress is German.
  - Jenny phones Rob Walker.
  - Jenny is tired.
  - Their meeting is at 10.00.
- b Watch or listen again. Say why the **F** sentences are false.

- c **1.52** Read the information box. Watch or listen and repeat the phrases and responses.

**Would you like...?**

*Would you like a coffee?*      *Yes, please.*  
*Would you like another tea?*      *No, thanks.*

We use *Would you like...?* to offer somebody something. We respond *Yes, please.* or *No, thanks.*

- d With a partner, practise offering and responding with the drinks below.
- beer • coffee • Coke • hot chocolate
  - mineral water • tea
- e Look at the **Social English** phrases. Who says them: **Jenny, Rob, or the waitress?**

- Social English**
- ☐ I'm here on business.
  - ☐ I'm from New York. What about you?
  - ☐ No problem.
  - ☐ This is Rob. Rob Walker.
  - ☐ That's perfect.
  - ☐ It's time for bed.



- f **1.53** Watch or listen and check. Then watch or listen and repeat the phrases.
- g Complete conversations A–F with **Social English** phrases 1–6. Practise with a partner.

A	Hi. Is that Jennifer? <input type="checkbox"/> 4	Hello, Rob.
B	Oh look! It's 11.30! <input type="checkbox"/>	Goodnight.
C	Hi. Are you here on holiday? <input type="checkbox"/>	No, <input type="checkbox"/>
D	<input type="checkbox"/>	I'm from London.
E	Can I have a coffee, please? <input type="checkbox"/>	Sure. <input type="checkbox"/>
F	Here's your coffee. Milk and sugar are on the table. <input type="checkbox"/>	Thanks. <input type="checkbox"/>

#### CAN YOU...?

- ☐ check into a hotel and spell your name
- ☐ ask somebody to do something / to give you something
- ☐ offer somebody a drink, and accept or refuse



# 2A

## Are you tidy or untidy?

What are they?

They're keys.

**G** singular and plural nouns

**V** things, in, on, under

**P** final -s and -es



**VIRGINIA WOOLF**  
English writer (1882–1941)



**IAN RANKIN**  
Scottish writer (1960–)











## 1 VOCABULARY things

- Look at the photos of the two rooms. Are you tidy or untidy?
- With a partner, can you name 1–10 in the two photos?
- V p.151 Vocabulary Bank Things**

## 2 GRAMMAR singular and plural nouns



- Complete the chart. Why is it **a pen** but **an umbrella**?

Singular	Plural
 a pen	 two pens
 an umbrella	 two _____
 _____	 two watches
 _____	 two diaries

- G p.126 Grammar Bank 2A**

## 3 PRONUNCIATION final -s and -es

- 2.3** Listen to the words and sounds. Then listen and repeat.

	snake	books lamps tickets
	zebra	keys pens photos
/ɪz/		glasses purses watches



### Final -s or -es

Final -s or -es after nouns ending in *ce, ch, ge, se, sh, ss* and *x* = /ɪz/, e.g. *glasses, purses, watches*.

- 2.4** Read the rule. Circle the words where -es is pronounced /ɪz/. Listen and check.

- |              |           |          |
|--------------|-----------|----------|
| 1 classes    | 4 boxes   | 7 pages  |
| 2 files      | 5 pieces  | 8 phones |
| 3 headphones | 6 tissues |          |

- Look at the photos of the two rooms again. What plural things can you see?

## 4 VOCABULARY & SPEAKING

*in, on, under*

- Look at the photos. Complete the sentences with *in, on, or under*.
  - The glasses are \_\_\_\_\_ the notebook.
  - The credit cards are \_\_\_\_\_ the wallet.
  - The bag is \_\_\_\_\_ the desk.



- Communication** *in, on, under* **A p.103**  
**B p.108** Where are the things?

## 5 LISTENING

- 2.5** Listen to three people. Number the places they talk about (1–3) in the chart.

<input type="checkbox"/> in her bag	
<input type="checkbox"/> on his desk	a computer,
<input type="checkbox"/> in her study	

- Listen again. Write what things the people have in each place.
- Talk to a partner about your bag, desk, or study. Say what things you have. Is your desk or study tidy or untidy?

*(In my bag I have a purse, keys, my phone...)*