

# English File

## Elementary

**Student Book**

**fifth**  
edition



Christina Latham-Koenig Clive Oxenden  
Kate Chomacki Jerry Lambert

# English File

## Elementary

**Student Book**



























**fifth**  
edition

 **How to use your Classroom Presentation Tool**

Christina Latham-Koenig Clive Oxenden  
Kate Chomacki Jerry Lambert Paul Seligson

Paul Seligson and Clive Oxenden are the original co-authors  
of *English File 1* (published 1996) and *English File 2* (1997)

# Contents

	GRAMMAR	VOCABULARY	PRONUNCIATION
<b>1</b>			
8 <b>A Hello, everybody</b>	verb <i>be</i>  , subject pronouns: <i>I, you</i> , etc.	days of the week, numbers 0–20	vowel sounds, word stress 
10 <b>B A world of sport</b>	verb <i>be</i>  and 	countries  , numbers 21–100 	<i>/ə/</i> , consonant sounds <i>/tʃ/</i> , <i>/ʃ/</i> , <i>/dʒ/</i>  , word stress
12 <b>C Open your books</b>	possessive adjectives: <i>my, your</i> , etc.	classroom language	<i>/əʊ/</i> , <i>/uː/</i> , <i>/aɪ/</i> , the alphabet  , sentence stress
<b>2</b>			
16 <b>A Your desk and you</b>	singular and plural nouns	things, <i>in, on, under</i>	final <i>-s</i> and <i>-es</i> 
18 <b>B Made in the USA</b>	adjectives	colours, adjectives  , modifiers: <i>very / really, quite</i>	long and short vowel sounds 
20 <b>C Don't worry. Be happy!</b>	imperatives, <i>let's</i>	feelings	linking
<b>3</b>			
24 <b>A Great Britain?</b>	present simple  and 	verb phrases: <i>cook dinner</i> , etc.	third person <i>-s</i>
26 <b>B Goodbye to the office?</b>	present simple 	jobs 	<i>/ɜː/</i> and <i>/ə/</i> 
28 <b>C Are you a 'dog person'?</b>	word order in questions	question words	sentence stress
<b>4</b>			
32 <b>A Who's that in the photo?</b>	possessive <i>'s</i> , <i>Whose...?</i>	family	<i>/ʌ/</i> , the letter <i>o</i> 
34 <b>B Eat, sleep, repeat</b>	prepositions: time, place and movement	daily routine 	linking
36 <b>C Blue Zones</b>	position of adverbs, expressions of frequency	months, adverbs and expressions of frequency	the letter <i>h</i> 
<b>5</b>			
40 <b>A Sing me a song</b>	<i>can / can't</i>	verb phrases: <i>buy a pizza</i> , etc.	sentence stress
42 <b>B What a noise!</b>	present continuous: <i>be</i> + verb + <i>-ing</i> 	noise: verbs and verb phrases	<i>/ɪ/</i> 
44 <b>C I ♥ London</b>	present simple or present continuous?	the weather and seasons 	places in London 
<b>6</b>			
48 <b>A A traditional story</b>	object pronouns: <i>me, you, him</i> , etc.	learning words from a story	<i>/aɪ/</i> , <i>/ɪ/</i> , and <i>/iː/</i>
50 <b>B I don't like Mondays</b>	<i>like</i> + verb + <i>-ing</i> 	ordinal numbers, the date	<i>/ð/</i> and <i>/θ/</i>  , saying the date
52 <b>C Making music</b>	revision: <i>be</i> or <i>do</i> ?	music	<i>/j/</i> , giving opinions 

READING & LISTENING		SPEAKING & WRITING		Practical English p.14
	<b>Listening</b> recognizing names 🗣️; recognizing places and numbers		<b>Speaking</b> saying hello, saying goodbye	<b>Pictures of you</b> 🗣️ Episode 1: <i>A new city</i>
	<b>Listening</b> understanding -teen and -ty numbers in conversations		<b>Speaking</b> saying where people are from	<b>Practical English</b> checking in <b>Vocabulary</b> in a hotel <b>Social English</b>
	<b>Listening</b> understanding personal information 🗣️		<b>Speaking</b> asking for and giving personal information <b>Writing</b> completing a form	
				<b>Revise and Check</b> p.22
	<b>Listening</b> listening for detail		<b>Speaking</b> saying where things are	Revise and Check 1&2 🗣️
	<b>Reading</b> identifying paragraph topics		<b>Speaking</b> describing personal things	
	<b>Reading</b> following a story <b>Listening</b> inferring mood; using visual clues to understand advice 🗣️		<b>Speaking</b> saying how you feel <b>Writing</b> messages, notes, and notices	
				<b>Practical English</b> p.30
	<b>Reading</b> identifying attitude		<b>Speaking</b> giving reasons with <i>why</i> and <i>because</i>	<b>Pictures of you</b> 🗣️ Episode 2: <i>First weeks in London</i>
	<b>Listening</b> understanding specific information 🗣️		<b>Speaking</b> talking about jobs and skills	<b>Practical English</b> buying a coffee <b>Vocabulary</b> telling the time <b>Social English</b>
	<b>Listening</b> identifying who's who, understanding specific information 🗣️		<b>Speaking</b> responding in a conversation, showing interest <b>Writing</b> a personal profile	
				<b>Revise and Check</b> p.38
	<b>Listening</b> using visual clues to understand relationships between people 🗣️		<b>Speaking</b> talking about friends and family	Revise and Check 3&4 🗣️
	<b>Reading</b> inferring feelings <b>Listening</b> understanding daily habits		<b>Speaking</b> describing a typical day <b>Writing</b> an article	
	<b>Reading</b> inferring information <b>Listening</b> using visual clues to understand lifestyle choices 🗣️		<b>Speaking</b> relaying information in a short text	
				<b>Practical English</b> p.46
	<b>Listening</b> focusing on practical information 🗣️		<b>Speaking</b> talking about abilities	<b>Pictures of you</b> 🗣️ Episode 3: <i>The real London</i>
	<b>Listening</b> identifying situations from context		<b>Speaking</b> talking about different aspects of a topic; describing what people are doing	<b>Practical English</b> buying clothes <b>Vocabulary</b> clothes <b>Social English</b>
	<b>Reading</b> finding specific information <b>Listening</b> using visual clues to understand the weather 🗣️		<b>Speaking</b> expressing preference, making a simple recommendation <b>Writing</b> posting on social media	
				<b>Revise and Check</b> p.54
	<b>Reading</b> understanding a traditional story <b>Listening</b> using visual clues to understand reading habits 🗣️; using prediction to tune in to the end of a story		<b>Speaking</b> talking about reading habits; retelling a story	Revise and Check 5&6 🗣️
	<b>Reading</b> understanding feelings and opinions <b>Listening</b> understanding ordinal numbers in context		<b>Speaking</b> talking about favourite and least favourite times <b>Writing</b> contributing a personal comment	
	<b>Listening</b> using visual clues to understand specific information 🗣️		<b>Speaking</b> talking about musical tastes <b>Writing</b> an informal email	

	GRAMMAR	VOCABULARY	PRONUNCIATION
<b>7</b>			
56 <b>A This is me</b>	past simple of <i>be</i> : <i>was / were</i>	word formation: <i>write</i> → <i>writer</i> ▶	sentence stress
58 <b>B Small mistake, big problem</b>	past simple: regular verbs ▶	past time expressions	-ed endings ▶
60 <b>C Happy New Year</b>	past simple: irregular verbs	<i>go, have, get</i>	sentence stress
<b>8</b>			
64 <b>A A murder in the family</b>	past simple: regular and irregular	irregular verbs	past simple verbs
66 <b>B A house with a history</b>	<i>there is / there are, some / any</i> + plural nouns	the house ▶	/eə/ and /ɪə/ ▶
68 <b>C Do you believe in ghosts?</b>	<i>there was / there were</i>	prepositions: movement and place ▶	silent letters
<b>9</b>			
72 <b>A What's for dinner?</b>	countable / uncountable nouns, <i>a / an, some / any</i> ▶	food and drink	the letters <i>ea</i>
74 <b>B White gold</b>	quantifiers: <i>how much / how many, a lot of, etc.</i> ▶	food containers	/ʃ/ and /s/ ▶
76 <b>C Quizzes and quizzers</b>	comparative adjectives	high numbers ▶	/ə/, sentence stress
<b>10</b>			
80 <b>A Top of the list</b>	superlative adjectives	places and buildings ▶	consonant groups
82 <b>B In the footsteps of Marco Polo</b>	<i>be going to</i> (plans), future time expressions	city holidays	sentence stress
84 <b>C The cards don't lie</b>	<i>be going to</i> (predictions)	playing cards	the letters <i>ear</i>
<b>11</b>			
88 <b>A Culture shock</b>	adverbs (manner and modifiers) ▶	common adverbs	connected speech
90 <b>B It's on my list</b>	verb + <i>to</i> + infinitive	more verb phrases ▶	weak <i>to</i> , sentence stress
92 <b>C Download the app</b>	definite article: <i>the</i> or no <i>the</i>	phones and apps	<i>the</i>
<b>12</b>			
96 <b>A It's a classic!</b>	present perfect	irregular past participles	sentence stress
98 <b>B Let's go out for dinner!</b>	present perfect or past simple?	learning irregular verbs	irregular past participles
100 <b>C National treasures</b>	revision: question formation		
104 <b>Communication</b>	115 <b>Writing Bank</b>	127 <b>Listening</b>	132 <b>Grammar Bank</b>

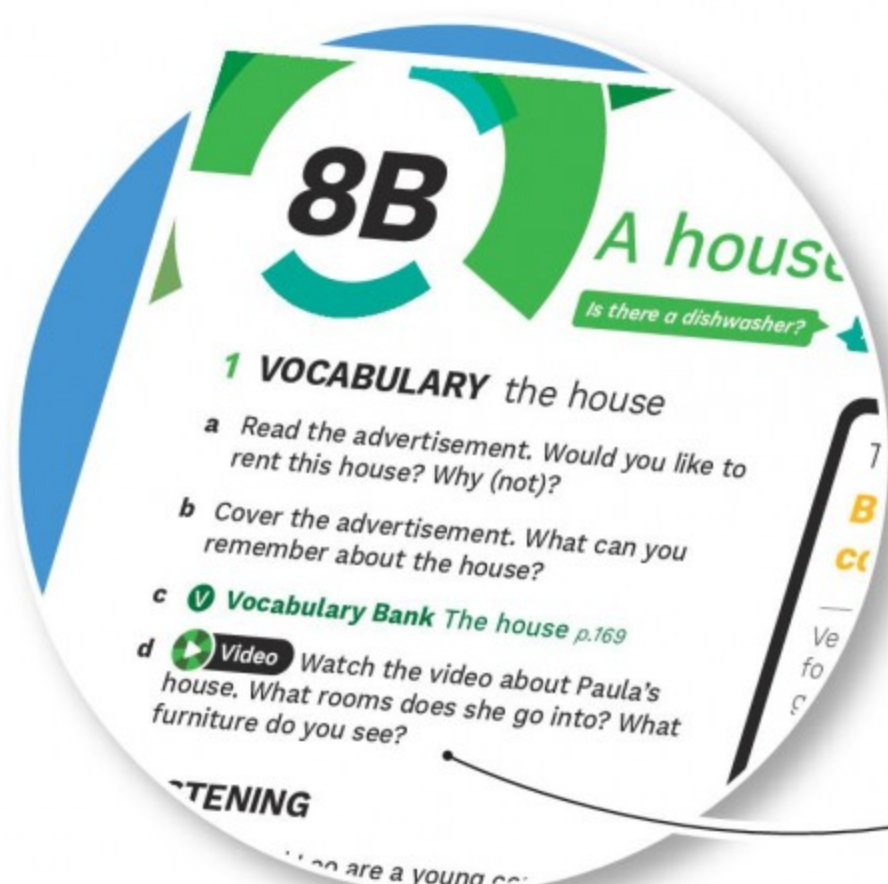
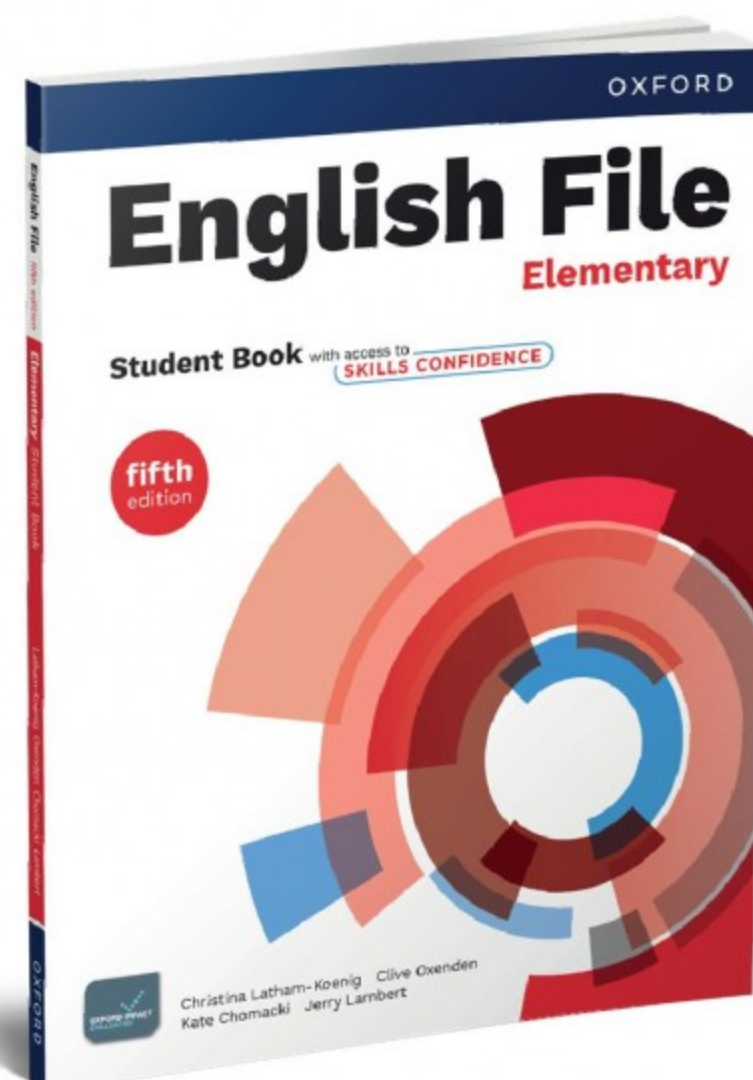
READING & LISTENING		SPEAKING & WRITING		Practical English p.62
	<b>Reading</b> understanding a life story <b>Listening</b> using visual clues to understand a biographical documentary 🎧		<b>Speaking</b> talking about a personal photo	<b>Pictures of you</b> 🎧 Episode 4: <i>Ben's show</i>  <b>Practical English</b> asking the way <b>Vocabulary</b> directions <b>Social English</b>
	<b>Reading</b> using context to complete information in a blog <b>Listening</b> understanding a sequence of events		<b>Speaking</b> describing the last time you did something	
	<b>Reading</b> understanding detail in short anecdotes <b>Listening</b> understanding an anecdote		<b>Speaking</b> talking about a memorable event <b>Writing</b> a diary entry	
				Revise and Check p.70
	<b>Reading</b> understanding what happened when <b>Listening</b> using body language to infer motive, note-taking 🎧		<b>Speaking</b> interviewing somebody about where they were	Revise and Check 7&8 🎧
	<b>Listening</b> tuning in to help predict outcome		<b>Speaking</b> describing a house or flat <b>Writing</b> describing your home	
	<b>Reading</b> reading for specific factual information <b>Listening</b> identifying the details in two similar stories; focusing on detail 🎧		<b>Speaking</b> describing a room in detail	
				Practical English p.78
	<b>Listening</b> hypothesizing from photos to tune in to listening		<b>Speaking</b> talking about eating habits <b>Writing</b> describing a memorable meal	<b>Pictures of you</b> 🎧 Episode 5: <i>On Primrose Hill</i>  <b>Practical English</b> going out for dinner <b>Vocabulary</b> understanding a menu <b>Social English</b>
	<b>Reading</b> categorizing information		<b>Speaking</b> asking about quantity and frequency	
	<b>Reading</b> reading and remembering information <b>Listening</b> understanding instructions, focusing on reasons		<b>Speaking</b> asking and answering quiz questions	
				Revise and Check p.86
	<b>Reading</b> identifying paragraph endings from context		<b>Speaking</b> giving tourist information <b>Writing</b> an advert for your town	Revise and Check 9&10 🎧
	<b>Listening</b> using prior knowledge to predict content, note-taking		<b>Speaking</b> talking about future plans; planning a trip, making suggestions <b>Writing</b> a formal email	
	<b>Reading</b> following the events in a story <b>Listening</b> understanding specific information, checking a prediction; using visual clues to check predictions 🎧		<b>Speaking</b> making predictions	
				Practical English p.94
	<b>Reading</b> understanding opinions <b>Listening</b> using visual clues to identify attitude 🎧		<b>Speaking</b> talking about common behaviours	<b>Pictures of you</b> 🎧 Episode 6: <i>Good news, bad news</i>  <b>Practical English</b> using public transport <b>Vocabulary</b> public transport <b>Social English</b>
	<b>Reading</b> completing information from context <b>Listening</b> using visual clues to identify categories 🎧		<b>Speaking</b> talking about dreams and ambitions <b>Writing</b> a forum post	
	<b>Reading</b> identifying paragraph topics <b>Listening</b> understanding habits and preferences		<b>Speaking</b> talking about phone use; expressing opinions	
				Revise and Check p.102
	<b>Listening</b> understanding topic questions, note-taking		<b>Speaking</b> talking about films, books, and TV	Revise and Check 11&12 🎧
	<b>Listening</b> identifying specific information 🎧		<b>Speaking</b> talking about things you've done, using follow-up questions	
	<b>Reading</b> identifying topics in a longer text <b>Listening</b> using visual clues to understand a biopic		<b>Speaking</b> talking about lifestyle, abilities, preferences and experiences <b>Writing</b> a biography	

# Welcome to English File

fifth  
edition

## Student Book

All the language and skills you need to improve your English, with Grammar, Vocabulary, Pronunciation, and skills work in every File.



Bring language learning to life with new videos integrated into the lessons.

Look out for the  **Video** icons in every File.

## Workbook

Grammar, Vocabulary, and Pronunciation practice for every lesson.

Student Book and Workbook also available as an e-Book.



## NEW SKILLS CONFIDENCE

Develop your confidence in English with access to bite-size Reading, Listening, Speaking, and Writing practice that complements the course. Easily accessible from your mobile device, to use in your own time, at your own pace.

Access **SKILLS CONFIDENCE** on Oxford English Hub.



## NEW Video-enhanced lessons

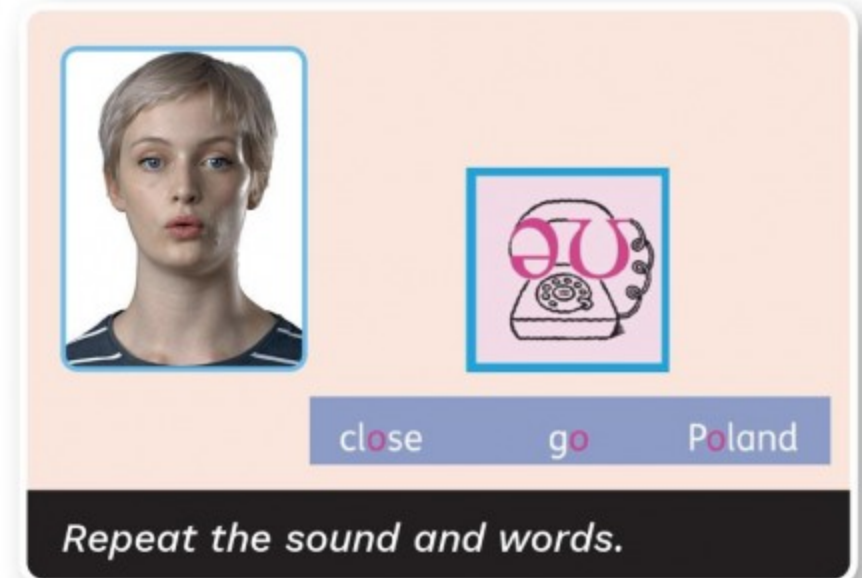
### Grammar, Vocabulary, and Pronunciation



Grammar practice

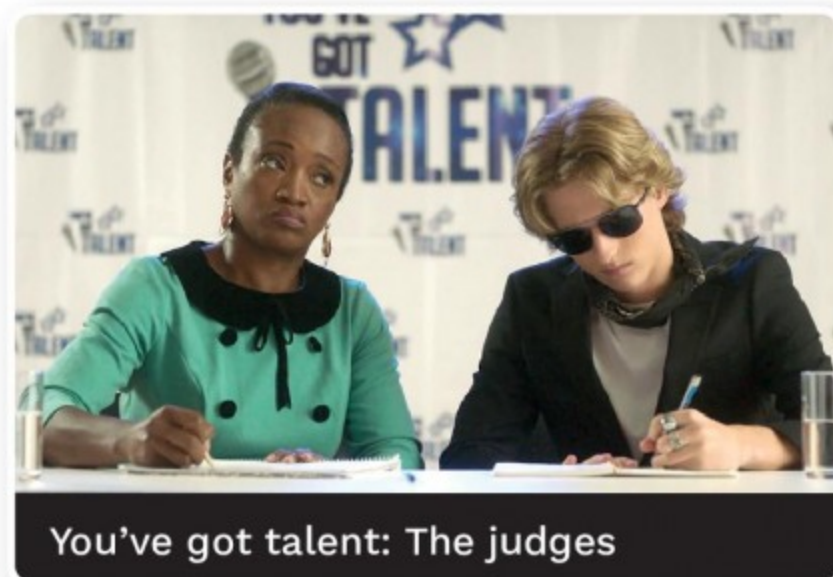


Vocabulary practice



Pronunciation


### Skills development



Dramas



Documentaries



Vox pops



## NEW *Pictures of you* Season 1

A brand new video drama story for the Practical English section.

Set in London, *Pictures of you* follows the story of Izzy and Ben and how their lives, careers, and relationships develop.



## Oxford English Hub

Access all video and audio resources, and **SKILLS CONFIDENCE** on Oxford English Hub.

Use the code in this book to get 2 years' access.



Hi, I'm Dan. What's your name?

Jasmine. Nice to meet you.

## 1 LISTENING & SPEAKING

- a** **Video** Watch *A salsa class*. Match photos 1–4 to the names of the people.

Laura Dan Ed Jasmine

- b** Watch again. Then read conversations 1–6 and match them to photos A–F.

1 **Teacher** Hello, everybody. Welcome to the class. I'm Laura. I'm your teacher. OK, let's go. Look at me.

2 **Dan** Hi, I'm Dan. What's your name?  
**Jasmine** Jasmine.  
**Dan** Sorry?  
**Jasmine** Jasmine!

3 **Dan** Hey. What's your phone number?  
**Jasmine** It's 07700 900271.  
**Dan** 07700 900271.  
**Jasmine** Yes. Message me. Thanks.

4 **Ed** Hi, Dan.  
**Dan** Hello. This is Jasmine. She's in my salsa class.  
**Ed** Nice to meet you. My name's Ed.  
**Jasmine** Nice to meet you, too.  
**Dan** Bye, Jasmine.  
**Jasmine** Goodbye, Dan. Bye, Ed.

5 **Ed** Hi, Jasmine.  
**Jasmine** Ed! Are you in the salsa class, too?  
**Ed** Yes, I am. How are you?  
**Jasmine** I'm good, thank you. And you?  
**Ed** Fine, thanks.

6 **Teacher** OK everybody, with your partners. Ed, you're with Jasmine.  
**Ed** Great! You're my partner!  
**Jasmine** Yes! See you later, Dan.

- c** **1.2** Listen and repeat conversations 2, 4, and 5. Copy the rhythm.



- d** Complete the gaps with a word from the list.

Bye Good Hi I'm... Thanks

- 1 Hello = Hi                      4 Thank you = \_\_\_\_\_  
 2 My name's... = \_\_\_\_\_    5 Goodbye = \_\_\_\_\_  
 3 Fine = \_\_\_\_\_

- e** Introduce yourself to the class.

Hello / Hi. My name's... / I'm...



## 2 GRAMMAR verb *be* ☐, subject pronouns

a Complete the sentences with 'm, 's, or 're.

- 1 I am Laura. = I'm Laura.
- 2 I am Dan. = I'm Dan.
- 3 My name is Ed. = My name's Ed.
- 4 You are my partner. = You're my partner.
- 5 She is in my salsa class. = She's in my salsa class.

b Grammar Bank 1A p.132

c 1.4 Listen and repeat the pronouns and contractions.

- 1) I, I'm I, I'm

d 1.5 Listen. Say the contractions.

- 1) I am I'm

e Try to remember the names in your class. Say *He's* / *She's* \_\_\_\_\_.

## 3 PRONUNCIATION vowel sounds, word stress

### Vowel sounds

In English, vowels (a, e, i, o, and u) and combinations of vowels (e.g. ee, ai) can be pronounced in different ways. Sometimes they are short sounds, e.g. *it* = /ɪt/, but sometimes they are long sounds, e.g. *he* = /hi:/, or diphthongs (a combination of two vowel sounds, e.g. *hi* = /hai/).

a Video Watch and repeat the sounds and words.

fish	tree	cat	egg	train	bike
it this in	he we meet	am thanks Dan	Ed yes welcome	they name later	Hi I Bye

### Word stress

Multi-syllable words have one stressed syllable.  
good|bye so|rry wel|come

b 1.6 Listen to the words. Underline the stressed syllable. Practise saying them.

air|port com|puter e|mail ho|tel in|ter|net mu|se|um  
pas|ta pi|zza sa|lad sand|wich u|ni|ver|si|ty web|site

c Write the words from b in the chart.

Food	Technology	Places
		airport

d Write more words that you know in each column. How do you pronounce them?

## 4 VOCABULARY days of the week, numbers 0–20

a 1.7 Look at the photo. Listen and complete the gaps.



b Vocabulary Bank Days and numbers p.156 Do Parts 1 and 2.

c 1.11 Listen. Say the next day or number.

- 1) Monday Tuesday Wednesday

## 5 LISTENING & SPEAKING

a 1.12 Listen. Where are they? Write 1–6 in the boxes.

airport	Gate number _____
sandwich bar	_____ pounds _____
hotel	Room _____
museum	Closed on _____
taxi	_____ Manchester Road
language school	Classes on _____ and _____ mornings

b Listen again. Write a number or a day in each gap.

c 1.13 Listen and respond.

- 1) Hello. Nice to meet you.  
Nice to meet you, too.
- 2) What day is it today?  
It's...

d Speak to other students.

Hi. I'm Ania.  
What's your name?

Lucas. Nice to meet you.

Nice to meet you, too.  
How are you today?

I'm good, thanks.  
And you?

I'm fine, thanks.

Where are you from?

We're from Oviedo, in Spain.

## 1 VOCABULARY countries

- a** **Video** Watch and match the fans 1–6 to the countries.

Brazil	Egypt	France
Italy	Mexico	Spain

- b** **Vocabulary Bank Countries** p.157

- c** Do The World Quiz with a partner.

*I think it's  
from England.*


*I think it's from Scotland,  
but I'm not sure.*

## 2 PRONUNCIATION /ə/, /tʃ/, /ʃ/, /dʒ/

### The /ə/ sound

The /ə/ sound is the most common vowel sound in English. The /ə/ sound has many different spellings, e.g. past**a**, Satur**day**, Brit**ain**.

- a** **Video** Watch and repeat the sound and words.



computer

**A**merican **B**razilian  
**S**cotland **S**witz**e**rland

### Consonant sounds

In English, many consonants (e.g. *j*) and combinations of consonants (e.g. *sh*) only have one pronunciation (e.g. **J**apan / **j**azz, **s**he / **E**nglish). Some consonants can be pronounced in different ways (e.g. *g* can be /g/ **H**ungary or /dʒ/ **N**igeria).

- b** **Video** Watch and repeat the sounds and sentences.



chess

Charles isn't **C**zech, he's French.

shower

Is **s**he English or Irish?

jazz

We're **G**erman and they're **J**apanese.

- c** **1.17** Listen. Say the nationality.

1) Scotland **S**cottish

## THE WORLD QUIZ

- 1** **1.16** Listen. Where's the music from?

Argentina	Italy	Scotland
England	Russia	India

a _____	d _____
b _____	e _____
c _____	f _____

- 2** Which continents are these countries in?

a the USA _____
b Egypt _____
c China _____
d the Czech Republic _____
e Brazil _____

- 3** What are the countries in English?

a Deutschland _____
b España _____
c Eire _____
d Polska _____
e La Suisse _____
f Magyarország _____

- 4** What nationalities are the flags?



a \_\_\_\_\_



d \_\_\_\_\_



b \_\_\_\_\_



e \_\_\_\_\_



c \_\_\_\_\_



f \_\_\_\_\_



g \_\_\_\_\_

### 3 GRAMMAR verb *be* ☐ and ☐?

- a **1.18** Read and listen to three interviews with sports fans. Complete the gaps with a country or a nationality.



- 1 A Hi. Where are you from?  
B We're from Recife, in \_\_\_\_\_.  
A OK. Good luck to the \_\_\_\_\_ team!  
B Thank you!



- 2 A Hello. I'm Mike from UK News. Where are you from?  
B I'm from \_\_\_\_\_.  
A Are you from Sydney?  
B No, I'm not. I'm from Cairns.  
A Where's Cairns? Is it near Sydney?  
B No, it isn't. It's in the north. Am I on TV?  
A Yes, you are.  
B Wow!

- 3 A Hi. Are you \_\_\_\_\_?  
B No, we aren't.  
We're from \_\_\_\_\_.  
A Oh, sorry!



- b Read the interviews again and complete the chart.

+	I'm	you're	it's
-		<i>you aren't</i>	
?			

- c **Grammar Bank 1B** p.132

- d **1.20** Listen and respond with a short answer.

1 Is Sydney the capital of Australia? *No, it isn't.*

- e With a partner, write three questions beginning *Is...?* or *Are...?* Ask them to another pair.

*Are you from Italy?*

*No, we aren't.*

### 4 SPEAKING

- a **Communication** Where are they from? **A** p.104  
**B** p.109 Ask and answer about people from different countries.
- b Imagine you're from a different country. Choose from **Vocabulary Bank Countries** p.157 and think of a city. Ask other students *Where are you from?*

### 5 VOCABULARY numbers 21–100



- a **Video** Watch the video. Say the spotlighted numbers.
- b **Vocabulary Bank Days and numbers** p.156 Do Part 3.
- c **1.22** Listen and say the answers.

### 6 PRONUNCIATION & LISTENING word stress

#### Pronunciation -teen and -ty

Numbers such as 13 and 30, 14 and 40, etc. sound similar, but the stress is different, e.g. thirteen, thirty, fourteen, forty.  
-teen is a long sound, but -ty is a short sound.

- a **1.23** Listen and repeat the pairs of numbers.

1 a 13 b 30	5 a 17 b 70
2 a 14 b 40	6 a 18 b 80
3 a 15 b 50	7 a 19 b 90
4 a 16 b 60	

- b **1.24** Listen to the conversations. Which number do you hear? Circle *a* or *b* above.

- c Play *Bingo*.



## 1 VOCABULARY classroom language

a Match the words and pictures.

-  a board /bɔ:d/
-  a chair /tʃeə/
-  a computer /kəm'pjʊtə/
-  a desk /desk/
-  a door /dɔ:/
-  a picture /'pɪktʃə/
-  a screen /skri:n/
-  a table /'teɪbl/
-  a wall /wɔ:l/
-  a window /'wɪndəʊ/

b  1.25 Listen and check.c Look at the pictures. What's the difference between *this* and *that*? Ask about things in your classroom.

What's this?




It's a chair.

What's that?




It's a window.

d  **Vocabulary Bank Classroom language** p.158e  **Video** Watch the video. Then watch again and repeat the online classroom language.

- 1 Turn on your camera.
- 2 Please unmute your microphone.
- 3 Please mute your microphone.
- 4 Write your answers in the chat.
- 5 Share your screen.
- 6 Go into the breakout rooms.
- 7 Please leave the class now.

## 2 PRONUNCIATION

/əʊ/, /u:/, /ɑ:/, the alphabet

a  **Video** Watch and repeat the sounds and words.

phone

close  
go  
Poland



boot

sch**oo**l  
d**o**  
tw**o**




car

class  
ans**er**  
Fr**an**ce

b  1.28 Listen and repeat the alphabet.

ABC DEF GHI JKL MNO PQR STU VWX YZ

c  1.29 Complete the alphabet chart with C, D, K, N, O, S, U, and V. Listen and check.

train



tree



egg



bike



phone




boot



car

A H J —	B — — E G P T —	F L M — — X Z	I Y	—	Q — W	R
------------------	--------------------------------------	---------------------------------	--------	---	-------------	---

d  1.30 Listen to the groups of letters.

- |         |       |         |       |
|---------|-------|---------|-------|
| 1 E A I | 3 K Q | 5 V P B | 7 V W |
| 2 G J   | 4 C S | 6 M N   | 8 Y U |



e  1.31 Listen and circle the letter you hear in d.


f Say the abbreviations.


the **U**nited **K**ingdom  
the **E**uropean **U**nion  
a **V**ery **I**mportant **P**erson  
the **U**nited **S**tates of **A**merica

a **P**ortable **D**ocument **F**ormat  
a **C**hief **E**xecutive **O**fficer  
**E**stimated **T**ime of **A**rrival  
a **P**ersonal **A**ssistant

### 3 LISTENING & SPEAKING

- a  **Video** Watch the beginning of *A new student*. Who are Harry and Micaela? What's the problem?
- b  **Video** Watch the whole interview. Complete the form.


**English House Language School**  
 Student information



First name <sup>1</sup> Micaela

Surname <sup>2</sup>                                  quez

Age <sup>3</sup>           

Country <sup>4</sup>           

City <sup>5</sup>           

Address <sup>6</sup>                       165

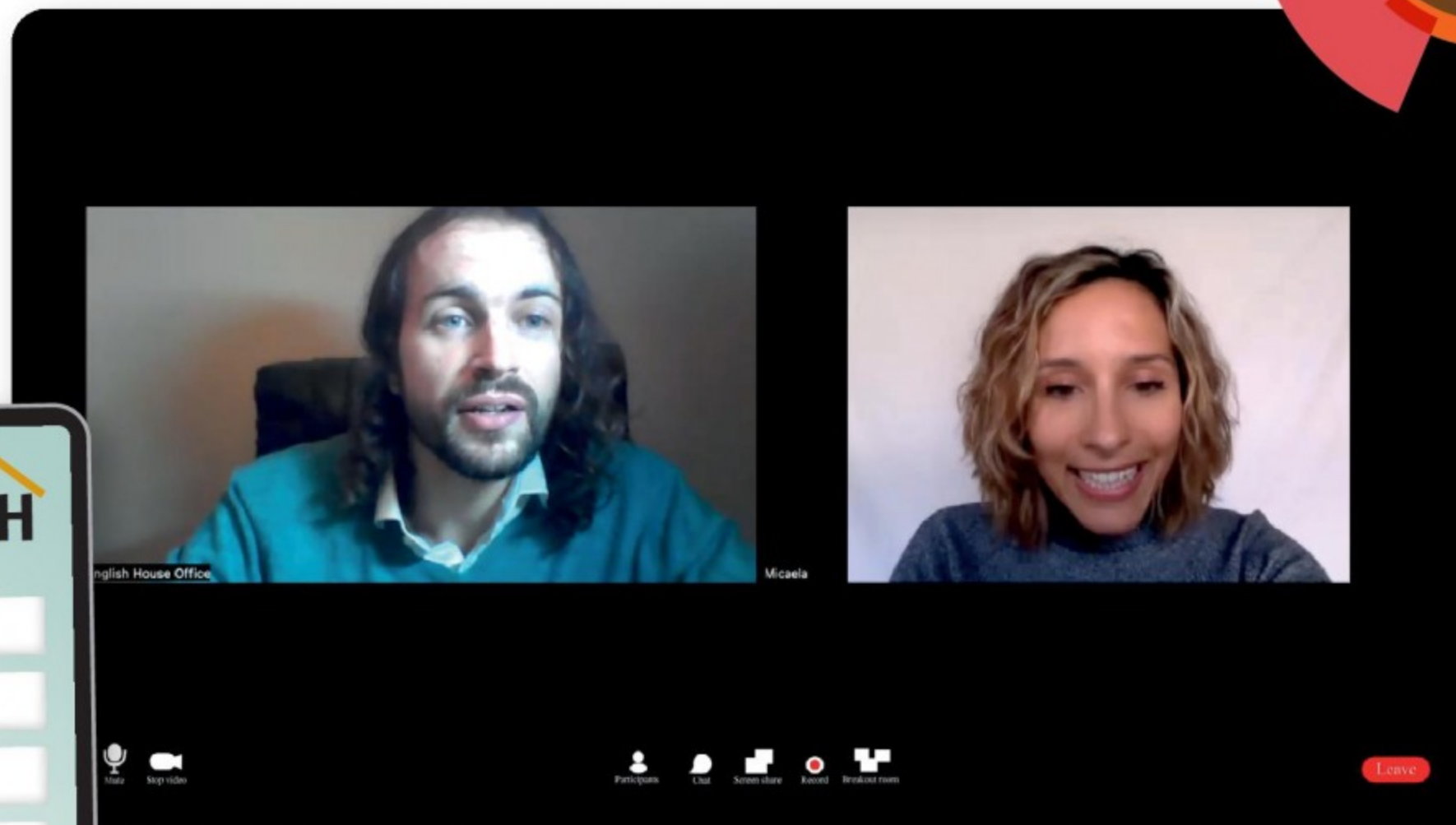
Postcode C1005 AAC


Email address <sup>7</sup>                                  @mail.com

Phone [mobile] <sup>8</sup>                       1115 8934 5568

[landline] +54 11 6023 5442

**submit**



- c  **1.32** Listen. Complete the questions.

- What's your first name?
- do you spell it?
- your surname?
- old are you?
- Where are you           ?
- your address?
- your postcode?
- What's your            (address)?
- What's your phone           ?

#### Sentence stress

In sentences we stress the important words.

**What's your first name?**     **It's Micaela.**

- d Listen again and repeat the questions. Copy the rhythm.
- e Work with a partner. Ask the questions in c and write the answers.

#### Saying email addresses

@ = at    . = dot

### 4 GRAMMAR possessive adjectives

- a Complete the conversations with *I, you, my, or your*.

A Where are <sup>1</sup> you from?

B <sup>2</sup>            'm from Argentina.

A What's <sup>3</sup>            name?


B <sup>4</sup>            name's Micaela.

- b  **Grammar Bank 1C** p.132


- c  **1.34** Listen. Change the sentences.

1  I'm Lena. My name's Lena.

2  You're Hamza. Your name's Hamza.

- d  **1.35** Look at the photos. Are they their real names? Listen and check.




- e  **Communication** What's his / her real name? **A** p.104 **B** p.109 Complete information about some actors and singers.

### 5 WRITING completing a form

-  **Writing Bank 1** p.115 Complete an application for a visa.



a  **Video** Watch *Ben arrives in London*. Tick (✓) what you see.

## In Ben's photos

Ben  a camera  a train  a plane  a bus 



## In London


a train station  a girl  a phone   
a hotel  a bike 

**b** Watch again. Then circle the correct word.

- 1 He's 23 / 25 years old.
- 2 Ben is *British* / *American*.
- 3 He's from *California* / *Carolina*.
- 4 He's a photography *student* / *teacher*.
- 5 It's his *first* / *second* time in England.
- 6 Emma is his *mum* / *sister*.


## 2 CHECKING IN

**a**  **1.36**  Match the words and symbols. Then listen and check.



 a double room /'dʌbl ru:m/	 Reception /rɪ'sepʃn/
 the lift /lɪft/	 the bar /bɑː/
 the ground (first, second, etc.) floor /graʊnd flɔː/	 a single room /'sɪŋɡl ru:m/

**b** Cover the words and look at the symbols.  
Say the words.

**c**  **Video** Watch *Checking in*. Then answer the questions about Ben.

- 1 How many nights is his reservation for? \_\_\_\_\_
- 2 What's his room number? \_\_\_\_\_


**d** Watch again. Complete the **You hear** phrases.

You hear	You say
Good <sup>1</sup> _____.	Hi. I have a reservation for four nights. My name is Ben Fischer.
Can you <sup>2</sup> _____ your surname, please?	It's F-I-S-C-H-E-R.
Can I have your <sup>3</sup> _____, please?	Just a moment. Here you go.
Thank you. Can you sign here, Mr Fischer?	Sure.
Thank you. Here's your <sup>4</sup> _____. It's room 12, on the second floor. The <sup>5</sup> _____ is over there.	The lift? Oh, the elevator.
Yes. Would you like a <sup>6</sup> _____ of London?	Yes, please.
Here you are. Enjoy your stay, Mr Fischer.	Thank you.

## British and American English

*lift* = British English    *elevator* = American English



- e  **Video** Watch and repeat the **You say** phrases. Copy the rhythm. Then practise the conversation with a partner.

### Requests and offers

**Can you...?** = Please do it.

Can you spell that?

Can you sign here?

**Can I have...?** = Please give me.

Can I have your passport, please?

Can I have my key, please?

**Would you like...?** = Do you want...?

Would you like a map?

Yes, please. / No, thanks.

- f **ROLE-PLAY** Work in pairs. Have conversations.

1 **A** You are the receptionist.  
It's 11.00 a.m.  
**B**'s room is 14 on the second floor.  
Begin: *Good morning.*

**B** You arrive at the hotel. Use your first name and surname.  
Begin: *Hello. I have a reservation...*

2 **B** You are the receptionist.  
It's 4.00 p.m.  
**A**'s room is 7 on the first floor.  
Begin: *Good afternoon.*

**A** You arrive at the hotel. Use your first name and surname.  
Begin: *Hello. I have a reservation...*


### Greetings


*Good morning* = > 12.00

*Good afternoon* = 12.00 > 18.00

*Good evening* = 18.00 >

## 3 IN THE PARK

- a  **Video** Watch *In the park*. Then number the photos 1–4.



- b Watch again. Who says...? Write **B** (Ben) or **I** (Izzy).

1 This is a great camera! ☐

4 I'm very tired. ☐

2 Is my bag OK here? ☐

5 This is my favourite park. ☐

3 Where are you from in the US? ☐

6 What's your name? ☐

## 4 SOCIAL ENGLISH

- a Match the phrases from **A** with the responses in **B**.

**A**

1 Can I take a photo?

2 You're American, right?

3 What do you think of London?

4 Are you on holiday?

5 Thank you.

**B**

☐ Yes, I am.


☐ Sure.

☐ You're welcome.

☐ No, I'm a student.

☐ It's nice. I like it.



- b  **Video** Watch and check.

- c In pairs, practise the phrases and responses. Then change roles.

### WHAT DO YOU THINK?

In pairs, look at the list. Say if you think they are *nice*, *OK*, or *not very nice*.

Ben Izzy London the hotel the park

# 2A

## Your desk and you

- G** singular and plural nouns
- V** things, *in, on, under*
- P** final *-s* and *-es*

What are they?

They're keys.

### 1 VOCABULARY things

a Look at the pictures. Which desk is like your desk?

b Can you name things 1–12 in the pictures?


c **V Vocabulary Bank Things p.159**

d Look at the four desks again. Name all the things from the Vocabulary Bank that you can see.

#### The tidy desk



#### The untidy desk



#### The techie desk



#### The personalized desk

