

OXFORD

# Beehive

American

Student Book

2



Tamzin Thompson



# Beehive

American  
Student Book  
2



**Tamzin Thompson**

**OXFORD**  
UNIVERSITY PRESS



<b>Starter</b> <b>Hello Again!</b> page 4	Hello, ... How are you? I'm fine, thanks. ● Days of the Week What day is it? It's ... ● Alphabet review ● How do you spell ...? ● Numbers 11-100
---	---

	Lesson 1 Words	Lesson 2 Grammar	Lesson 3 Words and Grammar
<b>1</b> <b>Time for School</b> page 6	School things <b>Functional Language</b> Can I use your ...? Sure! Here you are.	Do you have a ...? Yes, I do. / No, I don't. Does he / she ...? Yes, he / she does. / No, he / she doesn't.	Sports equipment We have our .... They have their ....
<b>2</b> <b>Mealtime</b> page 18	Food <b>Functional Language</b> I'd like some ... for breakfast / lunch / dinner.	I have ... for breakfast. Do you have ... for breakfast? Yes, I do. / No, I don't. He / She has ... for lunch. Does he / she have ... for lunch? Yes, he / she does. / No, he / she doesn't.	Vegetables Do you like ...? Yes, I do. / No, I don't. Does he / she like ...? Yes, he / she does. / No, he / she doesn't.

**Extensive Reading Food** page 30    An online forum ● A picture story

<b>3</b> <b>Wild Animals</b> page 32	Wild animals <b>Functional Language</b> Can it ...? Yes, it can. / No, it can't.	... live on land / in water. ... don't live on land / in water. Do ... live on land / in water? Yes, they do. / No, they don't.	Animal foods What do ... eat? They eat .... They don't eat ....
<b>4</b> <b>My Favorite Things</b> page 44	Possessions <b>Functional Language</b> Is this Sam's ...? No, it isn't. It's Eva's ....	Whose ... is it? It's mine / yours / hers / his. Whose ... is it? It's ours / yours / theirs.	Clothes What are you wearing? I'm wearing a .... I'm wearing ....

**Extensive Reading Animals** page 56    A story ● A factual text

<b>5</b> <b>Around Town</b> page 58	Places in town <b>Functional Language</b> Let's go to the .... OK. Let's go!	Is there a ... on your street? Yes, there is. / No, there isn't. Are there any ... in your town? Yes, there are. / No, there aren't.	Transportation Where's the ...? It's in front of / next to / behind the .... It's between the ... and the ....
<b>6</b> <b>On the Weekend</b> page 70	Sports and games <b>Functional Language</b> What games do you like? I like ... and ....	What's he / she doing? He's / She's playing .... What are they doing? They're playing ....	Free time activities Is he / she ...ing ...? Yes, he / she is. / No, he / she isn't.

**Extensive Reading Transportation** page 82    A guide book ● A short story

<b>7</b> <b>My Day</b> page 84	Daily routines <b>Functional Language</b> I do my homework in the morning / afternoon / evening. What about you?	What do you do in the morning / afternoon / evening? I .... I ... on Monday. I don't ... on Saturday.	Telling time When does he / she get up? He / She gets up at .... He / She doesn't get up at ....
<b>8</b> <b>My Talents</b> page 96	Skills <b>Functional Language</b> What can you do? I can ....	I like / don't like .... Do you like ...? Yes, I do. / No, I don't. He / She likes / doesn't like .... Does he / she like ...? Yes, he / she does. No, he / she doesn't.	Talents I'm good at ...ing .... Are you good ...ing ...? Yes, I am. / No, I'm not.

**Extensive Reading Talents** page 108    A playscript ● A website

<b>9</b> <b>My Home</b> page 110	Living room furniture <b>Functional Language</b> Where can I put the ...? In / On / Under the ....	There's a ... on the .... There are three / some ... on the .... There isn't a ... on the .... There aren't any ... on the ....	Kitchen things The ... is longer / shorter than the ....
<b>10</b> <b>Days Out</b> page 122	Fun places <b>Functional Language</b> I like the .... So do I. But I prefer the ....	I was at the ... on .... Where were you yesterday? I was at the ....	Weather What was the weather like? It was ....

**Extensive Reading Fun Places** page 134    A poster ● A poem





Lesson 4 Story			Lesson 5 Skills and Culture			Project and Review		
<b>The Big Game</b> <b>Emotional Well-being</b> Taking part is more important than winning			Art classes in France and Morocco An email <b>Writing Focus</b> Capital letters and periods			Make a dream school bag poster		
<b>The Wolf's Breakfast</b> <b>Emotional Well-being</b> Dealing with difficult situations			School lunches in the U.K. and South Korea A blog <b>Writing Focus</b> Joining two sentences with <i>and</i>			Make a favorite foods collage		
<b>The Tiger and the Turtle</b> <b>Emotional Well-being</b> Being determined			Wild animals in Australia and India A brochure <b>Writing Focus</b> Joining positive and negative sentences with commas and <i>but</i>			Make an animal quiz		
<b>The Prince's Toys</b> <b>Emotional Well-being</b> Learning what makes you happy			Favorite things in Italy and the U.K. A personal account <b>Writing Focus</b> Writing lists using commas and <i>and</i>			Make a time capsule		
<b>The Red Kite</b> <b>Emotional Well-being</b> Dealing with frustration			Transportation in Hungary and Brazil A questionnaire <b>Writing Focus</b> Short answers			Make a town map		
<b>Walter Wants to Play</b> <b>Emotional Well-being</b> Being kind to others			Favorite games in Poland and South Africa A group chat message <b>Writing Focus</b> Using the present progressive for instructions			Make a free time poster		
<b>Billy's Day</b> <b>Emotional Well-being</b> Being on time			Family routines in the U.S.A. and Thailand A school magazine interview <b>Writing Focus</b> Third person verb endings			Make a zig-zag book		
<b>Pika's Talent</b> <b>Emotional Well-being</b> Having confidence in your own ability			Dances in Romania and China A blog <b>Writing Focus</b> Adjectives			Make a poster for a talent show		
<b>The Big Armchair</b> <b>Emotional Well-being</b> Being sorry			Interesting homes in Finland and Tunisia An email <b>Writing Focus</b> Sentences with <i>because</i>			Design your dream house		
<b>Anton's Days Out</b> <b>Emotional Well-being</b> Being understanding			Fun places in the U.A.E. and Canada A diary entry <b>Writing Focus</b> Periods and exclamation marks			Make a vacation poster		





## Starter Unit Hello Again!

- 1 Listen, point, and repeat. 🔊 001
- 2 Listen and point. Then listen and repeat. 🔊 002



- 3 Listen and follow. Then sing. 🔊 003–004

### 🎵 What Day Is It? 🎵

Monday, Tuesday,  
Wednesday, Thursday,  
Friday, Saturday, Sunday!

What day is it? What day is it?  
It's **Monday**. It's **Monday**.  
It's **Monday** today. Hurray!

- 4 Listen and follow. 🔊 005 Then ask and answer.



What day is it?



It's Thursday.



5 Listen and follow. 🔊006 How do you spell ...?



How do you spell "May"?

M-A-Y. How do you spell "Omar"?

O-M-A-R.



6 Listen, point, and repeat. 🔊007

7 What's missing? Listen and say. 🔊008

11

eleven

12

twelve

13

thirteen

14

fourteen

15

fifteen

16

sixteen

17

seventeen

18

eighteen

19

nineteen

20

twenty

25

twenty-five

30

thirty

40

forty

50

fifty

60

sixty

70

seventy

80

eighty

90

ninety

100

one hundred

8 Listen and circle the correct numbers. 🔊009

1 16 / 17

3 40 / 50

5 12 / 20

2 18 / 80

4 13 / 30



# 1

## Time for School

### Lesson 1 Words



Let's talk about school things.

- 1 Look, share, learn.
- 2 Listen, point, and repeat. 🎧 010
- 3 Say the chant. 🎧 011



1 dictionary

2 pencil case



3 water bottle

4 lunch box



5 glue stick

7 scissors

6 folder

8 pencil sharpener



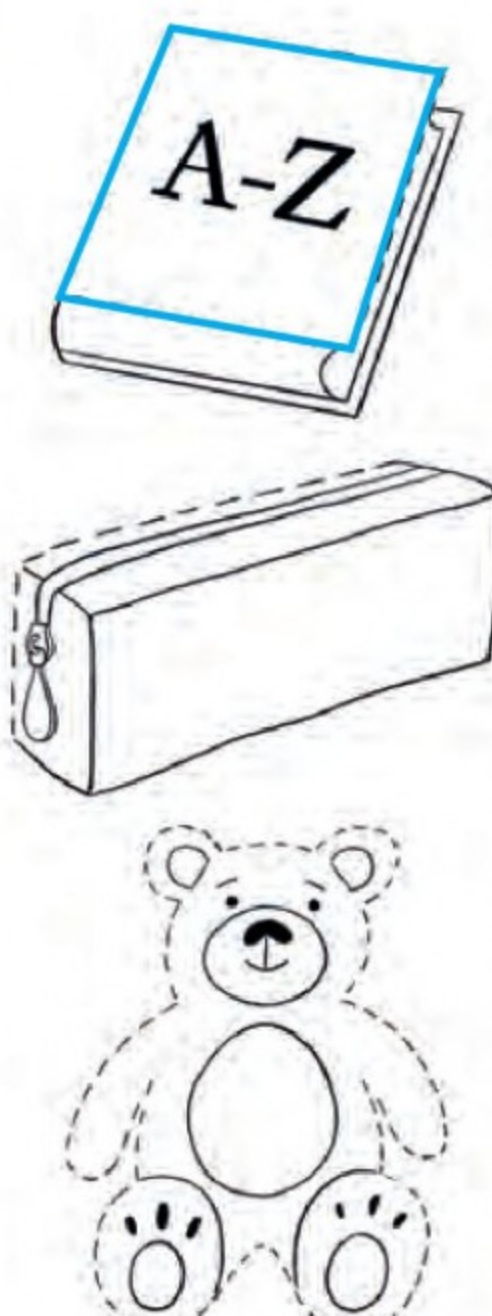
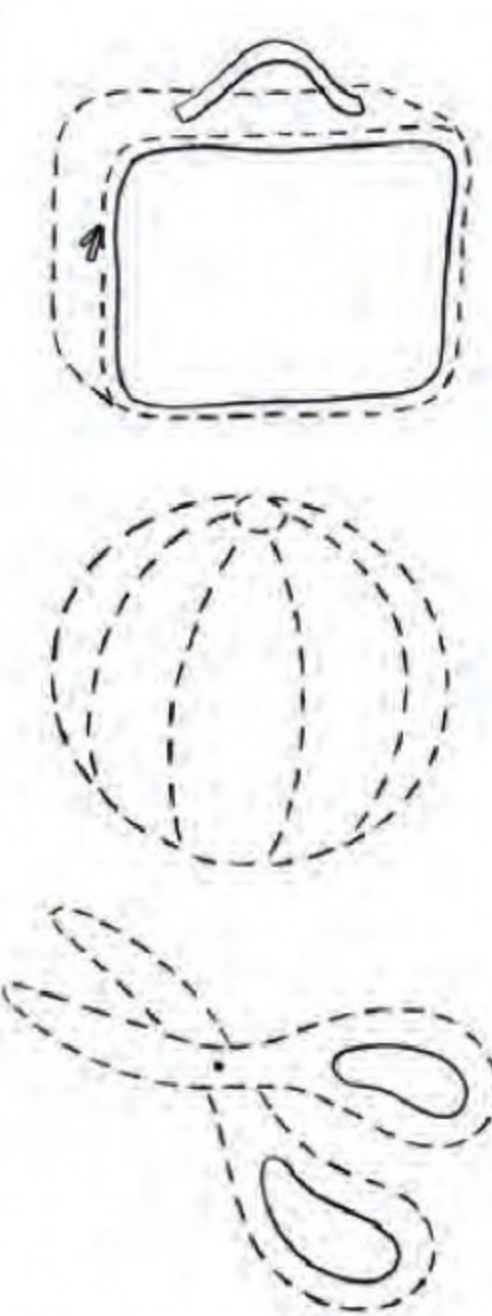
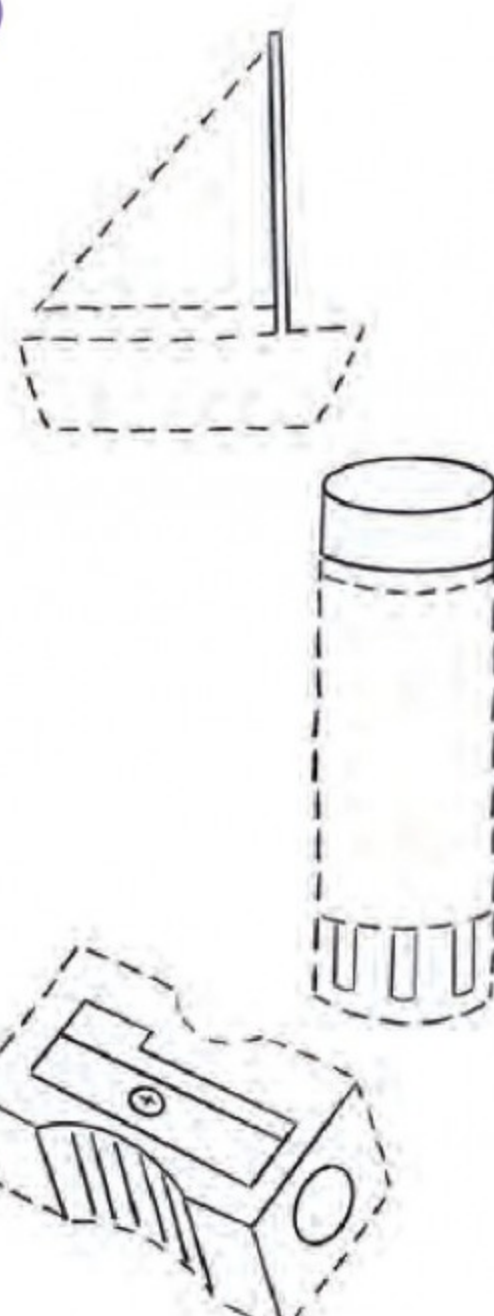

4 Play the *True or False* game.

The pencil case is yellow.

False. The pencil case is purple!




5 Find and trace the school things. Then say.

<p>1</p> 	<p>2</p> 	<p>3</p> 	<p>4</p> 
---	--	---	---

6 Look at the pictures in 5. Write the numbers.

scissors  pencil case  dictionary  glue stick   
 water bottle  pencil sharpener  folder  lunch box


7 Listen and repeat. 012 Then ask and answer.



Can I use your scissors?



Sure! Here you are.





**Team  
Up!**

**1**

Make and play a card game. 



# 1

## Lesson 2 Grammar

Let's ask about which school things we have and don't have.



1 Listen and follow. 013 Then act.

Do you **have** a strawberry, Emma?

No, I **don't**. It's a pencil sharpener!

Do you **have** a banana?

No, I **don't**. It's a pencil case!

Do you **have** an apple, Emma?

Yes, I **do**! Yum!

2 Look, listen, and learn. 014

Do you <b>have</b> a folder?	Yes, I <b>do</b> .
Do you <b>have</b> a dictionary?	No, I <b>don't</b> .

**Look!**  
don't = do not

3 Listen and write *a* or *b*. 015

**a**

Maria

**b**

Ben

1	<input type="text" value="a"/>	5	<input type="text"/>
2	<input type="text"/>	6	<input type="text"/>
3	<input type="text"/>	7	<input type="text"/>
4	<input type="text"/>	8	<input type="text"/>

4 Look at 3. Play the game.



Do you have a glue stick?

No, I don't.

You're Maria!





# 5 Look, listen, and learn. 016

**Look!** She / He doesn't have a pen.



Does	she	have a	water bottle?	Yes,	she he	does.
	he		pen?	No,	he she	doesn't.



## 6 Look, read, and check ✓

1 Does he have a pencil case?

Yes, he does.



No, he doesn't.



2 Does she have a folder?

Yes, she does.



No, she doesn't.



3 Does he have a glue stick?

Yes, he does.



No, he doesn't.



4 Does she have a water bottle?

Yes, she does.



No, she doesn't.



## 7 Circle and write. ~~Does he have~~ Does she have No, he doesn't.



1 Does he have

scissors?

Yes, he / she does.

2 Does he / she have a

dictionary?

\_\_\_\_\_  
\_\_\_\_\_

3 \_\_\_\_\_

a lunch box?

No, he / she doesn't.



**Team  
Up!**

**2**

Play the Copy Cats game.





# 1

## Lesson 3 Words and Grammar

Let's talk about *our* and *their* sports equipment.



- 1 Listen, point, and repeat. 🎧 017
- 2 Listen and say. 🎧 018

### Time for Sports Club!

Don't forget your ...



1 tracksuit



2 sneakers



3 sports bag



4 soccer shoes



5 shorts



6 soccer jersey

- 3 Look, listen, and follow. 🎧 019 Play the game.



Mia



Josh



Ben



Grace



I have my sports bag.

Do you have your soccer shoes?

Yes, I do.

You're Mia!





4 Look, listen, and learn. 🗣️ 020

We have **our** soccer shoes.

They have **their** soccer jerseys.



5 Look and write. **our** ~~their~~ **our** **their**



Our team

Their team

1 They have their sports bags.

2 We have \_\_\_\_\_ shorts.

3 We have \_\_\_\_\_ ball.

4 They have \_\_\_\_\_ tracksuits.

6 Listen and follow. Then sing. 🗣️ 021-022 ▶️

🎵 🎵 **The Soccer Song** 🎵 🎵

It's soccer club today.  
It's soccer club today.  
We have our shorts and  
soccer jerseys.  
It's time to play! Hurray!

We have our **sneakers**.  
We have our **shorts**.  
It's soccer club today!  
They have their **sports bags**.  
Now let's go! We're all ready to play!

**tracksuits**

**soccer shoes**

**soccer jerseys**



**Team  
Up!**

**3**


Design a uniform for your sports team. ⬇️





- 1 Look at the pictures. What sports things can you see?
- 2 Listen and read. 023 What is Anya's problem?

## The Big Game







**3** Look, read, and match.

- |                         |                      |
|-------------------------|----------------------|
| 1 Anya doesn't have her | a green sports bag.  |
| 2 Anya has              | five players.        |
| 3 Lucy has              | a yellow sports bag. |
| 4 Lucy has her          | red soccer jerseys.  |
| 5 The team has          | soccer shoes.        |
| 6 Lucy's team has       | soccer jersey.       |

**Think, Feel, Grow**

How does Lucy feel after the game?  
How do you feel when you win / don't win?

**4** Act out the story.

**5** **Home-school** Read the story at home.



**Team Up!**

**4**

Make a story quiz.

