

OXFORD

Beehive

American

Student Book

1



Cheryl Palin

Beehive

American

Student Book

1



Cheryl Palin

OXFORD
UNIVERSITY PRESS

Starter Hello! page 4	What's your name? ● I'm ... / My name's ... ● The Alphabet ● Numbers 1-10 ● How old are you? I'm ...		
---------------------------------	--	--	--

	Lesson 1 Words	Lesson 2 Grammar	Lesson 3 Words and Grammar
1 At School page 6	Classroom objects Functional Language Show me the ... It's here!	What is it? It's ...	Colors What color is it/the ... ? It's/The desk is ...
2 My Things page 18	Toys Functional Language What's your favorite toy? It's a ...	I have ... I don't have ...	School things This is my ... This is your ...

Extensive Reading Colors page 30 A school magazine article ● A picture story

3 Fun with Friends page 32	Activities Functional Language Let's ... OK! No, thanks.	I can ... I can't ...	Actions Can you ... ? Yes, I can./No, I can't.
4 Outdoors page 44	Animals Functional Language Can it/Can a ... ? Yes, it can./No, it can't.	Is it a ... ? Yes, it is./No, it isn't.	Nature There's a ... There are some ...

Extensive Reading Outdoors page 56 An information text ● A poem

5 My Body page 58	Body and face Functional Language Touch your ... !	This is ... These are ...	Animals' bodies and faces It has ...
6 My Family page 70	Family Functional Language Who's in your family?	Who's he/she? He's/She's my ...	Feelings Are you ... ? Yes, I am./No, I'm not.

Extensive Reading Family page 82 A playscript ● A scrapbook page

7 My Clothes page 84	Clothes Functional Language Put on your ... !	This is his/her ... These are his/her ...	Adjectives Those (pants) are ... That (cap) is ...
8 Food page 96	Fruit Functional Language How many ... ?	I like ... I don't like ...	Food Can I have some ..., please? Yes, here you go./No, sorry!

Extensive Reading Food page 108 Recipes ● A story in verse

9 At Home page 110	Places at home Functional Language Where's the ... ? It's upstairs/downstairs.	Is he/she in the ... ? Yes, he/she is. No, he/she isn't.	Furniture and home Where's ... ? It's in/on/under ...
10 At the Farm page 122	Farm animals Functional Language Do you like ... ? Yes, I do./No, I don't.	Are they ... ? Yes, they are./No, they aren't.	Adjectives It's a ... /They're (adjective + noun)

Extensive Reading At the Castle page 134 A letter to a pen pal ● A story

Lesson 4 Story

Lesson 5 Skills and Culture

Project and Review

Billy's Painting
Emotional Well-being
 Being resourceful

School in the U.K. and Cuba
 A poster
Writing Focus Counting words in a sentence

Make and play a board game.

Nisha's Jump Rope
Emotional Well-being
 Being generous

Toys and games in the U.S.A. and Madagascar
 A pen pal letter
Writing Focus Dividing sentences into words

Make a block chart of favorite toys.

Let's Catch the Moon!
Emotional Well-being
 Being perseverant

Free time activities in Canada and Japan
 An email
Writing Focus Identifying full sentences

Make a trophy for your friend.

Coconuts for Everyone!
Emotional Well-being
 Being part of a team

Nature in Australia and the Bahamas
 A postcard
Writing Focus Capital letters and periods

Make and write a postcard.

Two Little Ducklings
Emotional Well-being
 Being able to assess risk

Pets in the U.K. and Ukraine
 A diary entry
Writing Focus Capital letters at the start of names

Imagine and design a new animal.

Moody Monkey
Emotional Well-being
 Managing your emotions

Family in China and the U.S.A.
 An email
Writing Focus Using *a* and *an*

Make a group book.

The Shoemaker
Emotional Well-being
 Being helpful

Clothes in Italy and the U.K.
 A class blog post
Writing Focus Plural endings

Make a paper chain of boys and girls.

Fox and Stork
Emotional Well-being
 Being considerate

Breakfast food in Türkiye and Vietnam
 A personal account
Writing Focus Contractions (*don't*)

Do a shopping role-play.

Albie's Surprise
Emotional Well-being
 Managing worry

Homes in Spain and the Netherlands
 A diary entry
Writing Focus Periods and question marks

Make a model room.

Henrietta
Emotional Well-being
 Being proud of yourself

Farms in Mexico and Indonesia
 A class blog post
Writing Focus Adjectives and nouns

Make a poster about your country.



Starter Unit Hello!

1 Listen and point. Then listen and repeat. 001



2 Listen and repeat. 002 Then ask and answer.



Hello! I'm Tim.
What's your name?

My name's Anna.



3 Listen and point. Then sing. 003-004

The Alphabet Song

Aa	Bb	Cc	Dd	Ee	Ff	Gg	Hh	Ii	Jj	Kk	Ll	Mm
Nn	Oo	Pp	Qq	Rr	Ss	Tt	Uu	Vv	Ww	Xx	Yy	Zz



4 Look at 3. Listen and say the next letter. 005

5 Listen, point, and repeat. 🔊 006

6 What's missing? Listen and say. 🔊 007

1 one	2 two	3 three	4 four	5 five
6 six	7 seven	8 eight	9 nine	10 ten

7 Listen and write the number. 🔊 008



8 Listen and repeat. 🔊 009 Then ask and answer.



How old are you?

I'm seven.



1

At School



Lesson 1 Words

Let's talk about the classroom.



- 1 Look, share, learn.
- 2 Listen, point, and repeat. 010
- 3 Say the chant. 011



1 clock



4 window



3 board



2 door



7 cabinet



6 trash can



5 desk













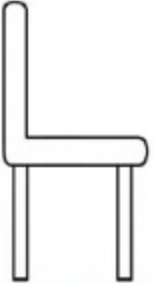
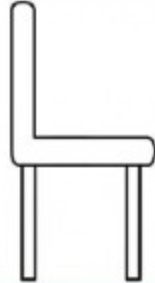

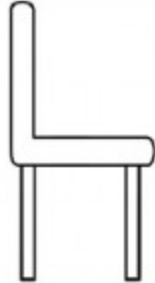
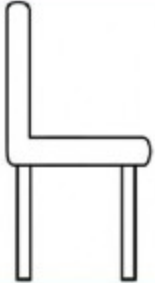



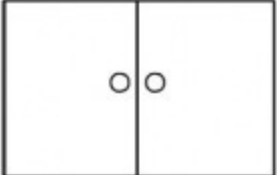



8 chair

4 Play the Numbers game.

Number four!

Window!

5 Look and draw. Then say the sequences.

1						
2						
3						
4						

6 Read and number.




clock window chair board
 door cabinet desk trash can

7 Listen and repeat.  012 Look at 6. Say and point.

Show me the cabinet!

It's here!



Team
Up!

1

Make a classroom collage. 

1

Lesson 2 Grammar

Let's ask about classroom objects.



1 Listen and follow. 013 Then act.



It's = It is

2 Listen and number. Then listen and repeat. 014



3 Look at 2 and point. Ask and answer.




What is it?

It's a clock.

Number three!



4 Read and check ✓ or cross ✗.



1 What is it?
It's a trash can.



3 What is it?
It's a cabinet.



2 What is it?
It's a board.



4 What is it?
It's a chair.

5 Look and write. **door** ~~board~~ cabinet window clock trash can

Puzzle

1

2

3

4

5

6

What is it?

1 It's a board.

2 It's a _____

3 It's _____

4 What is it?

It's _____

5 _____

6 _____



Team Up!

2

Make and play a card game.

1

Lesson 3 Words and Grammar

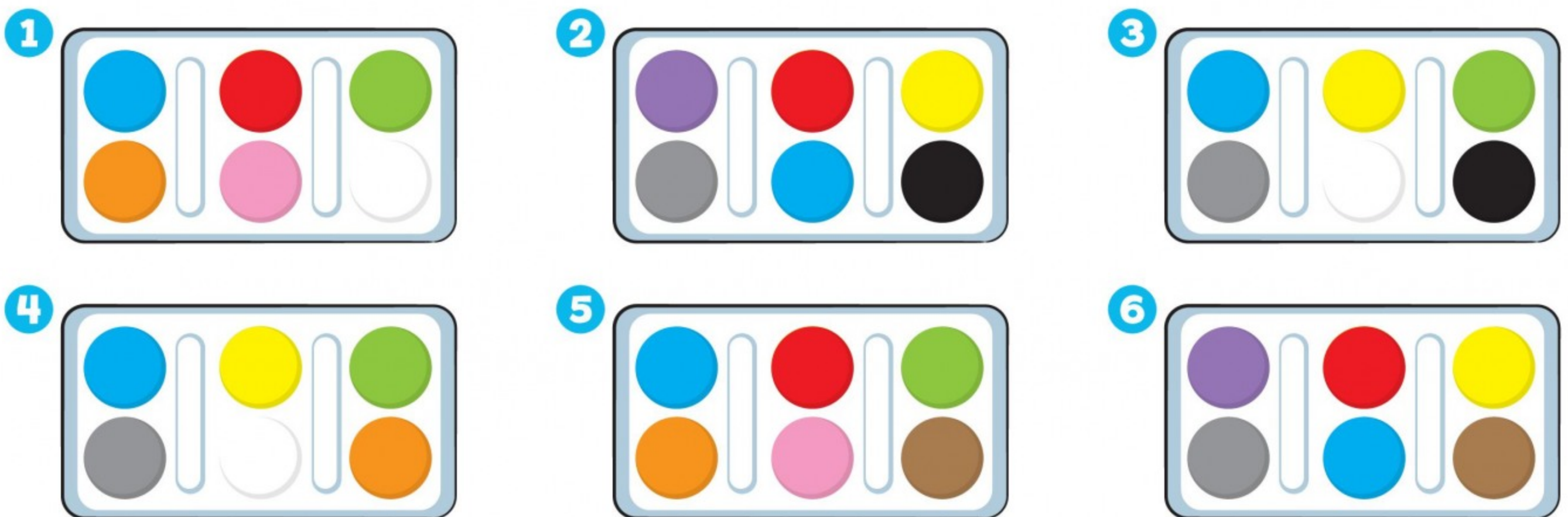
Let's ask what color things are.



- 1 Listen, point, and repeat. 🎧 015
- 2 What's next? Listen and say. 🎧 016



- 3 Look, listen, and follow. 🎧 017 Play the game.




Blue, red, green,
orange, pink, brown.

Number five!



4 Listen and follow.  018 Then act.



5 Write. **is** **It's**



1 What color is it?
2 yellow.



3 What color _____ it?
4 green.



5 What color _____ the trash can?
6 black.

6 Listen and follow. Then sing.  019-020 

♪♪ What Color Is It? ♪♪

Yellow, purple, orange.
Think! Think! Think!
What color is it?
It's pink.



The door is **red**.
The board is **white**.
What color is the clock?
It's **blue**. Tick Tock!

brown

green

gray



**Team
Up!**

3

Make and do a color puzzle. 



1 Talk about the pictures.

2 Listen and read. 021

Billy's Painting

