

OXFORD


Starter

# American English File

Third Edition

## WORKBOOK

CLASSROOM PRESENTATION TOOL



Christina Latham-Koenig  
Clive Oxenden  
Jerry Lambert



Guide for Classroom Presentation Tool

# American English File

Third Edition

Starter

## WORKBOOK

CLASSROOM PRESENTATION TOOL

Christina Latham-Koenig  
Clive Oxenden  
Jerry Lambert

Paul Seligson and Clive Oxenden  
are the original co-authors of  
*English File 1* and *English File 2*

**OXFORD**  
UNIVERSITY PRESS

# Contents

## 1

- 4 **A** A cappuccino, please
- 6 **B** World music
- 8 **Practical English** Episode 1 How do you spell it?

## 2

- 10 **A** Are you on vacation?
- 12 **B** That's my bus!

## 3

- 14 **A** Where are my keys?
- 16 **B** Souvenirs
- 18 **Practical English** Episode 2 Can I have an orange juice, please?

## 4

- 20 **A** Meet the family
- 22 **B** The perfect car

## 5

- 24 **A** A big breakfast?
- 26 **B** A very long flight
- 28 **Practical English** Episode 3 What time is it?

## 6

- 30 **A** A school reunion
- 32 **B** Good morning, goodnight

## 7

- 34 **A** Have a nice weekend!
- 36 **B** Lights, camera, action!
- 38 **Practical English** Episode 4 What's the date?

## 8

- 40 **A** Can I park here?
- 42 **B** I ♥ cooking

## 9

- 44 **A** Everything's fine!
- 46 **B** Working undercover
- 48 **Practical English** Episode 5 Would you like to come?

## 10

- 50 **A** A room with a view
- 52 **B** Where were you?

## 11

- 54 **A** A new life in the US
- 56 **B** How was your day?
- 58 **Practical English** Episode 6 Is there a bank near here?

## 12


- 60 **A** Strangers on a train
- 62 **B** Review the past

# How to use your Workbook and Online Practice


## American English File <sup>Third Edition</sup>

### Student Book

Use your Student Book in class with your teacher.



ACTIVITIES AUDIO VIDEO RESOURCES



### Workbook

Practice **Grammar**, **Vocabulary**, and **Pronunciation** for every lesson.

Practice the **Practical English** for every episode.

Do the **Can you remember...?** exercises to check that you remember the Grammar, Vocabulary, and Pronunciation every two Files.

### Online Practice

Look again at the Grammar, Vocabulary, and Pronunciation from the Student Book before you do the Workbook exercises.

Listen to the audio for the Pronunciation exercises.

Use the Sound Bank video to practice English sounds.

Watch the Practical English video before you do the exercises.

Use the interactive video for more Practical English practice.

Look again at the Grammar, Vocabulary, and Pronunciation if you have any problems.

Practice Reading, Listening, Speaking, and Writing.



**G** verb be (singular): I and you    **V** numbers 0–10, days of the week    **P** /h/, /aɪ/, and /i/

# 1 GRAMMAR verb be (singular): I and you

## a Write the sentences with contractions.

- 1 I am Tom.  
I'm Tom.
- 2 You are not in room 3.  
You aren't in room 3.
- 3 I am not Helen.  
\_\_\_\_\_
- 4 You are not a teacher.  
\_\_\_\_\_
- 5 I am Carlos.  
\_\_\_\_\_
- 6 You are in my class.  
\_\_\_\_\_
- 7 I am in room 4.  
\_\_\_\_\_
- 8 You are not Maria.  
\_\_\_\_\_

## b Write negative ☐ sentences or questions ☐.

- 1 You're in my class. ☐  
You aren't in my class.
- 2 You're a teacher. ☐  
Are you a teacher?
- 3 I'm Jenny. ☐  
\_\_\_\_\_
- 4 I'm in room 2. ☐  
\_\_\_\_\_
- 5 I'm in room 4. ☐  
\_\_\_\_\_
- 6 You're Dom. ☐  
\_\_\_\_\_
- 7 I'm a student. ☐  
\_\_\_\_\_
- 8 You're in room 7. ☐  
\_\_\_\_\_

## c Complete the conversations. Use contractions where possible.



- 1 A Are you Andy?  
B No, I'm Tony.



- 2 A Excuse me. \_\_\_\_\_  
in number 8?  
B Yes, \_\_\_\_\_. I'm  
Anna Jones.



- 3 A Hello, \_\_\_\_\_ Amy.  
B Hi, \_\_\_\_\_. I'm  
Nice to meet you.



- 4 A Hi, \_\_\_\_\_ Sofia.  
Are you Tomas?  
B No, \_\_\_\_\_. I'm  
Max.



- 5 A Hello. \_\_\_\_\_  
Lisa Gomez?  
B Yes, \_\_\_\_\_. Nice  
to meet you.



- 6 A Hi. \_\_\_\_\_ Ben.  
B Hi. \_\_\_\_\_ Rob.



- 7 A Excuse me. \_\_\_\_\_  
in room 7?  
B No, \_\_\_\_\_. You're  
in room 8.



- 8 A Excuse me. \_\_\_\_\_  
my teacher?  
B Yes, \_\_\_\_\_. I'm  
Peter Wilson.

## 2 VOCABULARY numbers 0–10, days of the week

### a Write the numbers.

RUFO	four
NET	ten
INNE	n _ _ e
EON	o _ _
TEREH	t _ _ _ e
OWT	t _ _
GITHE	e _ _ _ t
XIS	s _ _
ENVSE	s _ _ _ n
OZRE	z _ _ o
VIEF	f _ _ e

### b Write the numbers from a in the correct order.

0 <u>zero</u>	6 _____
1 _____	7 _____
2 _____	8 _____
3 _____	9 _____
4 _____	10 _____
5 _____	

### c Write the next day of the week.

- Saturday Sunday Monday
- Monday Tuesday \_\_\_\_\_
- Thursday Friday \_\_\_\_\_
- Sunday Monday \_\_\_\_\_
- Friday Saturday \_\_\_\_\_
- Tuesday Wednesday \_\_\_\_\_
- Wednesday Thursday \_\_\_\_\_

## d Answer the questions about you.

- What's your name?  
\_\_\_\_\_
- What class are you in?  
\_\_\_\_\_
- What day is it today?  
\_\_\_\_\_
- What days are your English classes?  
\_\_\_\_\_

## 3 PRONUNCIATION /h/, /aɪ/, and /i/

### a 1.1 Listen and write the words in the chart.

five Helen hello meet nice tea

		
1 house	2 bike	3 tree
	five	

### b 1.2 Listen and check. Then listen again and repeat the words.

## 4 WORDS AND PHRASES TO LEARN

Complete the conversations with a word or phrase from the list.

Nice to meet you Two cappuccinos, please  
Sorry See you tomorrow Thanks What's your name

- A Two cappuccinos, please.  
B OK. Just a minute.
- A Hi, I'm Helen.  
B Hi, I'm Rob. \_\_\_\_\_.
- A Hello, I'm Sarah. \_\_\_\_\_?  
B Kento.
- A Goodbye. \_\_\_\_\_.  
B No, Friday.  
A Oh yes, sorry. See you on Friday.
- A I'm not John. I'm James.  
B \_\_\_\_\_.
- A Bruno? Your tea.  
B \_\_\_\_\_.