

OXFORD

# American English File

Third Edition

Starter



Christina Latham-Koenig  
Clive Oxenden  
Jerry Lambert

# American English File

Third Edition



Christina Latham-Koenig  
Clive Oxenden  
Jerry Lambert

Paul Seligson and Clive Oxenden  
are the original co-authors of  
*English File 1* and *English File 2*

**OXFORD**  
UNIVERSITY PRESS

# Contents

	GRAMMAR	VOCABULARY	PRONUNCIATION
<b>1</b>			
6 <b>A</b> A cappuccino, please	verb <i>be</i> (singular): <i>I</i> and <i>you</i>	numbers 0–10, days of the week, saying goodbye	/h/, /a/, and /i/
8 <b>B</b> World music	verb <i>be</i> (singular): <i>he</i> , <i>she</i> , <i>it</i>	countries	/t/, /oʊ/, /s/, and /ʃ/
10 <b>Practical English</b> Episode 1	checking into a hotel, booking a table	v the classroom P the alphabet	
<b>2</b>			
12 <b>A</b> Are you on vacation?	verb <i>be</i> (plural): <i>we</i> , <i>you</i> , <i>they</i>	nationalities	/dʒ/, /tʃ/, and /ʃ/
14 <b>B</b> That's my bus!	Wh- and How questions with <i>be</i>	phone numbers, numbers 11–100	understanding numbers
16 <b>Review and Check</b> 1&2			
<b>3</b>			
18 <b>A</b> Where are my keys?	singular and plural nouns, <i>a</i> / <i>an</i>	small things	/z/ and /s/, plural endings
20 <b>B</b> Souvenirs	<i>this</i> / <i>that</i> / <i>these</i> / <i>those</i>	souvenirs	/ð/, sentence rhythm
22 <b>Practical English</b> Episode 2	understanding prices, buying lunch	P /ʊr/, /s/, and /k/	
<b>4</b>			
24 <b>A</b> Meet the family	possessive adjectives, possessive 's	people and family	/s/, /æ/, and /ə/
26 <b>B</b> The perfect car	adjectives	colors and common adjectives	/æ/ and /ɔr/, linking
28 <b>Review and Check</b> 3&4			
<b>5</b>			
30 <b>A</b> A big breakfast?	simple present ⊕ and ⊖: <i>I</i> , <i>you</i> , <i>we</i> , <i>they</i>	food and drink	/dʒ/ and /g/
32 <b>B</b> A very long flight	simple present ⊕: <i>I</i> , <i>you</i> , <i>we</i> , <i>they</i>	common verb phrases 1	/w/ and /v/, sentence rhythm and linking
34 <b>Practical English</b> Episode 3	telling the time v the time, saying how you feel P /ə/, silent consonants		
<b>6</b>			
36 <b>A</b> A school reunion	simple present: <i>he</i> , <i>she</i> , <i>it</i>	jobs and places of work	third person -es, sentence rhythm
38 <b>B</b> Good morning, goodnight	adverbs of frequency	a typical day	/y/ and /yʊ/, sentence rhythm
40 <b>Review and Check</b> 5&6			

	GRAMMAR	VOCABULARY	PRONUNCIATION
<b>7</b>			
42 <b>A Have a nice weekend!</b>	word order in questions: <i>be</i> and simple present	common verb phrases 2: free time	/w/, /h/, /ex/, and /aʊ/
44 <b>B Lights, camera, action!</b>	imperatives, object pronouns: <i>me, him, etc.</i>	kind of movies	sentence rhythm
46 <b>Practical English Episode 4</b>	saying the date, talking on the phone	v months, ordinal numbers	p /θ/
<b>8</b>			
48 <b>A Can I park here?</b>	can / can't	more verb phrases	can / can't: /æ/, and /ə/, sentence rhythm
50 <b>B I ♥ cooking</b>	like / love / hate + verb + -ing	activities	/ə/, /u/, and /ɪ/, sentence rhythm
52 <b>Review and Check 7&amp;8</b>			
<b>9</b>			
54 <b>A Everything's fine!</b>	present continuous	common verb phrases 2: traveling	sentence rhythm
56 <b>B Working undercover</b>	present continuous or simple present?	clothes	/ə/, other vowel sounds
58 <b>Practical English Episode 5</b>	inviting and offering	p sentence rhythm	
<b>10</b>			
60 <b>A A room with a view</b>	there's a... / there are some...	hotels, in, on, under	/ɪr/ and /ex/
62 <b>B Where were you?</b>	simple past: <i>be</i>	in, on, at	was and were, sentence rhythm
64 <b>Review and Check 9&amp;10</b>			
<b>11</b>			
66 <b>A A new life in the US</b>	simple past: regular verbs	regular verbs	regular simple past endings
68 <b>B How was your day?</b>	simple past irregular verbs: <i>get, go, have, do</i>	verb phrases with <i>get, go, have, do</i>	sentence rhythm
70 <b>Practical English Episode 6</b>	asking for and giving directions	v prepositions of place	p sentence rhythm and polite intonation
<b>12</b>			
72 <b>A Strangers on a train</b>	simple past: regular and irregular verbs	regular and irregular verbs	irregular verbs
74 <b>B Review the past</b>	simple past review	review of past verb forms	review of vowel sounds
76 <b>Review and Check 11&amp;12</b>			




## Course overview

# American English File

Third Edition

Welcome to **American English File Third Edition**. This is how to use the Student Book, Online Practice, and the Workbook in and out of class.



### Student Book


All the language and skills you need to improve your English, with Grammar, Vocabulary, Pronunciation, and skills work in every File.

**Use your Student Book in class with your teacher.**

### Workbook

Grammar, Vocabulary, and Pronunciation practice for every lesson.

**Use your Workbook for homework or for self-study to practice language and to check your progress.**



ACTIVITIES AUDIO VIDEO RESOURCES

ONLINE



### Online Practice

**Look again** at Student Book language you want to review or that you missed in class, do extra **Practice** activities, and **Check your progress** on what you learned so far.

**Use the Online Practice to learn outside the classroom and get instant feedback on your progress.**

Go to  
[americanenglishfileonline.com](http://americanenglishfileonline.com)  
and use the code on  
your Access Card to  
log into the Online  
Practice.



### LOOK AGAIN

- Review the language from every lesson.
- Watch the video and listen to all the class audio as many times as you like.

### PRACTICE

- Improve your skills with extra Reading, Writing, Listening, and Speaking practice.
- Use the interactive video to practice Practical English.

### CHECK YOUR PROGRESS

- Test yourself on the language from the File and get instant feedback.
- Try a Challenge activity.

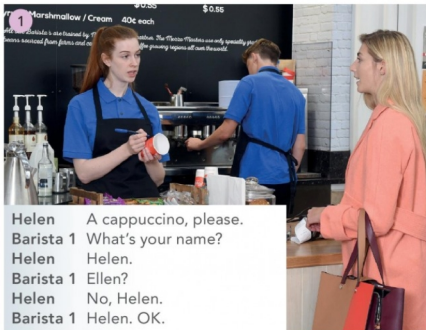
### SOUND BANK

- Use the Sound Bank video to practice and improve your pronunciation of English sounds.

## 1 LISTENING & SPEAKING

### a 1.2 Read and listen.

1



Helen A cappuccino, please.  
Barista 1 What's your name?  
Helen Helen.  
Barista 1 Ellen?  
Helen No, Helen.  
Barista 1 Helen. OK.

2



Barista 2 Are you Diana?  
Helen No, I'm not. I'm Helen.  
Barista 2 Sorry.  
Helen? Your cappuccino.  
Helen Thanks.

3



Tom Hello. Are you Helen?  
Helen Yes, I am. And you're Tom.  
Tom Yes! Nice to meet you.  
Helen Nice to meet you.  
Tom Just a minute.

4



Tom Hi. A tea, please.  
Barista 1 What's your name?  
Tom Tom.  
Barista 1 Dom. A tea.  
Tom No, I'm Tom, not Dom.

### b 1.3 Listen and repeat the conversations.

### c In pairs, practice the conversations.

## 2 GRAMMAR verb be (singular): I and you


### a Write I or You in photos 1 and 2.

### b p.92 Grammar Bank 1A


### c 1.6 Listen and say the contractions.

1 I am (I'm)

1



2





### 3 VOCABULARY numbers 0–10

- a 1.7 Listen and check (✓) the correct photo.



- b V p.116 Vocabulary Bank Numbers  
Do Part 1.

- c 1.9 Listen and write the numbers.

7

- d 1.10 Listen and say the next number.

) one, two (three

### 4 PRONUNCIATION

/h/, /aɪ/, and /i/

- a 1.11 Listen and repeat the words and sounds.

	house	hi hello Helen
	bike	I'm nice five nine
	tree	meet three tea please

- b 1.12 Listen and repeat the sentences.

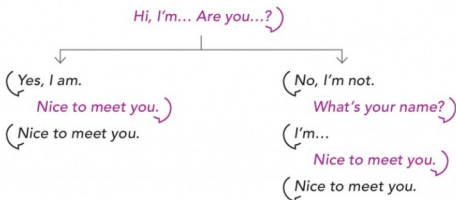
Hello, Helen!

Hi, I'm Mike.

Three teas, please.

### 5 SPEAKING

Practice with other students.



### 6 VOCABULARY

days of the week, saying goodbye

- a 1.13 Listen and repeat the days of the week.

Monday /ˈmʌndeɪ/
Tuesday /ˈtuzdeɪ/
Wednesday /ˈwenzdeɪ/
Thursday /ˈθɜːzdeɪ/
Friday /ˈfraɪdeɪ/
Saturday /ˈsætədeɪ/
Sunday /ˈsʌndeɪ/

Capital letters  
Monday **NOT** monday  
Friday **NOT** friday

- b Write the days of the week.

today =   tomorrow =   
the weekend =  and

- c Cover a and say the days from Monday to Sunday. What days are your English classes?

- d 1.14 Listen and repeat.



- e Say goodbye. (Bye. See you tomorrow.

### WORDS AND PHRASES TO LEARN 1A

p.131 Listen and repeat the words and phrases.

G verb be (singular): he, she, it V countries P /t/, /u:/, /s/, and /ʃ/

## 1 VOCABULARY countries

- a 1.16 Listen to the music. Where's it from? Write 1–5.

☐ Brazil ☐ China ☒ Mexico ☐ the US ☐ Turkey

- b 1.17 Listen and check.

- c V p.117 Vocabulary Bank Countries and nationalities Do Part 1.

- d 1.19 Listen and repeat the conversation. Copy the rhythm.

A Where are you from?  
 B I'm from Lima.  
 A Where's Lima?  
 B It's in Peru.

- e Practice the conversation with your city and country.

- f C Communication Where is it? A p.78 B p.82 Ask and answer questions about cities and countries.

## 2 GRAMMAR verb be (singular): he, she, it

- a 1.20 Listen to the conversation. Write the countries.

A Wow! Caetano Veloso!  
 B Where's he from?  
 A He's from [ ],  
 B Is Lila Downs from [ ], too?  
 A No, she isn't. She's from [ ].  
 B Is she good?  
 A Yes, she is. Very good.

- b 1.21 Listen again and repeat.

- c In pairs, practice the conversation.

- d Match the words with the photos.

☐ she  
☐ it  
☐ he


- e Complete the chart for be (singular).

+	I am = I'm you are = you're he is = he she is = she it is = it	-	I am not = I'm not you are not = you aren't he is not = he she is not = she it is not = it
---	--	---	--

- f G p.92 Grammar Bank 1B

June 18–19

**WORLD MUSIC FESTIVAL**

**FRIDAY 18**  
Caetano Veloso

**SATURDAY 19**  
Lila Downs

**ALSO APPEARING**  
 Elena Trona  
 Mercedes Peón  
 Gaye Su Akyol  
 Sergio Mendoza  
 Ken Yates  
 Rebelution

### 3 PRONUNCIATION /ɪ/, /oʊ/, /s/, and /ʃ/

a 1.25 Listen and repeat the words and sounds.

	fish	it six isn't Brazil England
	phone	no don't photo Mexico know
	snake	say seven city nice
	shower	she English

b 1.26 Listen and repeat the sentences.

It's six in Mexico.

I don't know.

It's a nice city.

She speaks English.


### 4 LISTENING & SPEAKING

a 1.27 Listen to the difference between *he* and *she*.

- 1 a Is **he** from Vietnam? ☐ b Is **she** from Vietnam? ☐  
 2 a **He's** from Turkey. ☐ b **She's** from Turkey. ☐  
 3 a Where's **he** from? ☐ b Where's **she** from? ☐  
 4 a **He's** nice. ☐ b **She's** nice. ☐  
 5 a Where is **he**? ☐ b Where is **she**? ☐

b Practice saying sentences a and b.

c 1.28 Listen and check (✓) the sentence you hear in a.

d 1.29 Listen and write six sentences or questions. 

1 *He's from Vietnam.*

e Look at the photos. Ask and answer questions with a partner about the artists or instruments.

*Where's he from?* ( *He's from the US.*

*Where's she from?* ( *She's from Turkey.*

*Where's it from?* ( *It's from China.*

f 1.30 Listen and check.

g Test your partner. Point to a photo and ask a question with *Is he / she / it from...?*

*Number two. Is she from Japan?*

( *No, she isn't. She's from China.*



### WORDS AND PHRASES TO LEARN 1B

p.131 Listen and repeat the words and phrases.



## Practical English How do you spell it?

checking into a hotel, booking a table V the classroom P the alphabet

## 1 THE ALPHABET

- a 1.32 Listen to the alphabet. Repeat the letters.



- b 1.33 Listen and repeat the words, sounds, and letters.

	tree	B C D E G P T V Z
	egg	F L M N S X
	train	A H J K

- c 1.34 Listen to the difference between the letters.

1 E A	7 G J
2 E I	8 K Q
3 U W	9 M N
4 Y I	10 S C
5 B P	11 D T
6 B V	12 W V

- d 1.35 Listen. Circle the letter you hear in c.

- e 1.36 Look at the photos. How do you say the letters? Listen and check.



- f G Communication Hit the ships A p.78 B p.82 Play a game with numbers and letters.

## 2 VOCABULARY the classroom

- a 1.37 Listen and complete the conversation with the words from the list.

Book English spell What

Student  s libro in  ?  
 Teacher   
 Student How do you  it?  
 Teacher B-O-O-K.

- b V p.118 Vocabulary Bank The classroom

- c Complete the conversations.

1 Teacher  your books, please.  to page 7.  
 Student  can you  that, please?  
 Teacher Go to page 7.  
 2 Student  me.  do you spell "birthday"?  
 Teacher B-I-R-T-H-D-A-Y.  
 3 Student  I'm late.  
 Teacher That's OK. Sit , please.

- d 1.40 Listen and check.

- e In pairs, practice the conversations in c.

- f 1.41 Listen and do the actions.

1 ) Stand up.

### 3 CHECKING INTO A HOTEL

a 1.42 Watch or listen to Rob. Circle a or b.

- 1 Rob is from \_\_\_\_\_.  
☐ a the UK  
☐ b the US
- 2 He's \_\_\_\_\_.  
☐ a an artist  
☐ b a journalist
- 3 He's in Poland \_\_\_\_\_.  
☐ a on vacation  
☐ b for work



b 1.43 Watch or listen and order the sentences.



7 W-A-L-K-E-R.

- ☐ My name's Rob Walker. I have a reservation.  
☐ Sorry?  
 1 Hello.  
☐ How do you spell it?  
☐ Walker.  
☐ Sorry, what's your surname?  
☐ Thank you. OK, Mr. Walker. You're in room 321.  
☐ Good afternoon.  
☐ W-A-L-K-E-R.  
☐ Thanks.

#### Names

name	Rob Walker
first name	Rob
surname (or last name)	Walker

c 1.44 Watch or listen and repeat the conversation.

d In pairs, role-play the conversation. Use your name and last name.

#### Greetings

Good morning	» 12:00
Good afternoon	12:00 » 6:00 p.m.
Good evening	6:00 p.m. »

### 4 BOOKING A TABLE



a 1.45 Watch or listen to Jenny. Circle a or b.

- 1 Jenny's from \_\_\_\_\_.  
☐ a the US  
☐ b the UK
- 2 \_\_\_\_\_ is her birthday.  
☐ a Today  
☐ b Tomorrow
- 3 Locanda Verde is a \_\_\_\_\_.  
☐ a restaurant  
☐ b club

b 1.46 Watch or listen and complete the information.

## LOCANDA VERDE

### Bookings

Day

Table for  people

Time  (o'clock)

Name  Jenny Ziel

#### American and British English

vacation = American English  
 holiday = British English  
 last name = American English  
 surname = British English  
 Z (zee /zi/) = American English  
 Z (zed /zed/) = British English

### 5 USEFUL PHRASES

1.47 Listen and repeat the useful phrases.

I have a reservation.	Good morning.
How do you spell it?	How can I help you?
Sorry?	A table for tomorrow, please.
Thank you.	That's right.

**G** verb be (plural): we, you, they **V** nationalities **P** /dʒ/, /tʃ/, and /ʃ/

## 1 VOCABULARY nationalities

- a Look at the photos and circle the nationality words.



- b Write the countries for each photo.

1 Turkey 2   
3  4

- c **V p.117 Vocabulary Bank** Countries and nationalities Do Part 2.

## 2 PRONUNCIATION /dʒ/, /tʃ/, and /ʃ/

- a **2.2** Listen and repeat the words and sounds.

	jazz	Japan	Argentina
	chess	Chinese	Chilean
	shower	Spanish	Turkish

### Sounds

The letter **j** = /dʒ/, e.g., Japan /dʒə'pæn/.  
The letter **g** = /dʒ/, e.g., Argentina /ɑr'dʒən'tinə/ or /g/, e.g., go /gou/.

- b **2.3** Listen and repeat the sentences.

He isn't from Argentina, he's Japanese.  
It isn't Chilean. It's Chinese.  
She isn't Spanish, she's Turkish.

- c **2.4** Listen. Say the nationality.

1 **1** I'm from China. (He's Chinese.)  
2 **1** I'm from Spain. (She's Spanish.)

## 3 GRAMMAR verb be (plural): we, you, they

- a Read the conversation. Complete it with words from the list.

American are aren't Canadian I'm meet sit Thanks



Jessica Excuse me. Are these seats free?  
Max Yes, they <sup>1</sup>are. Please <sup>2</sup>down.  
Jessica <sup>3</sup>I'm Jessica. Hi.  
Jim And <sup>4</sup>Jim.  
Max Are you <sup>5</sup>I'm?  
Jessica No, we <sup>6</sup>. We're from the UK.  
Max Oh, OK! We're <sup>7</sup>Canadian. I'm Max.  
Rachel And I'm Rachel.  
Jim Nice to <sup>8</sup>you.

- b **2.5** Listen and check. Then complete the chart.

### be (plural)

+	-
we are = we're	we are not = we <u>aren't</u>
you are = you <input type="text"/>	you are not = you <input type="text"/>
they are = they <input type="text"/>	they are not = they <input type="text"/>

- c **G p.94 Grammar Bank 2A**

- d **2.9** Listen. Ask the questions.

1 **1** You're Chinese. (Are you Chinese?)  
2 **1** We're late. (Are we late?)