

OXFORD

American English File

Third Edition

1

E-BOOK



Christina Latham-Koenig
Clive Oxenden
Jerry Lambert
Paul Seligson

American English File

Third Edition



Christina Latham-Koenig
Clive Oxenden
Jerry Lambert
Paul Seligson

Contents

	GRAMMAR	VOCABULARY	PRONUNCIATION
1			
6 A Welcome to the class	verb <i>be</i> ⊕, subject pronouns: <i>I, you</i> , etc.	days of the week, numbers 0–20	vowel sounds, word stress
8 B One world	verb <i>be</i> ⊖ and ⊙	countries, numbers 21–100	/ə/, consonant sounds /tʃ/, /ʃ/, /dʒ/, word stress
10 C What's your email?	possessive adjectives: <i>my, your</i> , etc.	classroom language	/ou/, /u/, /ɑː/, the alphabet, sentence stress
12 Practical English Episode 1	checking in V in a hotel		
2			
14 A Are you neat or messy?	singular and plural nouns	things, <i>in, on, under</i>	final -s and -es
16 B Made in America	adjectives	colors, adjectives, modifiers: <i>very / really</i>	long and short vowel sounds
18 C Slow down!	imperatives, <i>let's</i>	feelings	linking
20 Review and Check 1&2			
3			
22 A America: the good and the bad	simple present ⊕ and ⊖	verb phrases: <i>cook dinner</i> , etc.	third person -s
24 B 9 to 5	simple present ⊙	jobs	/əː/
26 C Love me, love my dog	word order in questions	question words	sentence stress
28 Practical English Episode 2	buying a coffee V telling the time		
4			
30 A Family photos	possessive 's, <i>Whose...?</i>	family	/ʌ/, the letter o
32 B From morning to night	prepositions of time (<i>at, in, on</i>) and place (<i>at, in, to</i>)	daily routine	linking
34 C Blue Zones	position of adverbs, expressions of frequency	months, adverbs and expressions of frequency	the letter h
36 Review and Check 3&4			
5			
38 A Vote for me!	<i>can / can't</i>	verb phrases: <i>buy a newspaper</i> , etc.	sentence stress
40 B A quiet life?	present continuous: <i>be + verb + -ing</i>	noise: verbs and verb phrases	/ŋ/
42 C A city for all seasons	simple present or present continuous?	the weather and seasons	places in Chicago
44 Practical English Episode 3	buying clothes V clothes		
6			
46 A A North African story	object pronouns: <i>me, you, him</i> , etc.	words in a story	/aɪ/, /ɪ/, and /i/
48 B The second Friday in July	<i>like + (verb + -ing)</i>	the date, ordinal numbers	/ð/ and /θ/, saying the date
50 C Making music	review: <i>be</i> or <i>do</i> ?	music	/y/, giving opinions
52 Review and Check 5&6			

	GRAMMAR	VOCABULARY	PRONUNCIATION
7			
54 A Selfies	simple past of <i>be</i> : <i>was / were</i>	word formation: <i>write</i> → <i>writer</i>	sentence stress
56 B Wrong name, wrong place	simple past: regular verbs	past time expressions	-ed endings
58 C Happy New Year?	simple past: irregular verbs	<i>go, have, get</i>	sentence stress
60 Practical English Episode 4	asking for directions V directions		
8			
62 A A murder mystery	simple past: regular and irregular	irregular verbs	simple past verbs
64 B A house with a history	<i>there is / there are, some / any</i> + plural nouns	the house	/ɜr/ and /ɪr/
66 C Haunted rooms	<i>there was / there were</i>	prepositions: place and movement	silent letters
68 Review and Check 7&8			
9			
70 A #mydinnerlastnight	countable / uncountable nouns, <i>a / an, some / any</i>	food and drink	the letters <i>ea</i>
72 B White gold	quantifiers: <i>how much / how many, a lot of, etc.</i>	food containers	linking, /f/ and /s/
74 C Facts and figures	comparative adjectives	high numbers	/ɔr/, sentence stress
76 Practical English Episode 5	ordering a meal V understanding a menu		
10			
78 A The most dangerous place...	superlative adjectives	places and buildings	consonant groups
80 B Five continents in a day	<i>be going to</i> (plans), future time expressions	city vacations	sentence stress
82 C The fortune-teller	<i>be going to</i> (predictions)	verb phrases	word stress
84 Review and Check 9&10			
11			
86 A Culture shock	adverbs (manner and modifiers)	common adverbs	connected speech
88 B Experiences or things?	verbs + infinitive	verbs that take the infinitive	weak <i>to</i> , sentence stress
90 C How smart is your phone?	definite article: <i>the</i> or no <i>the</i>	phones and the internet	<i>the</i>
92 Practical English Episode 6	getting to the airport V public transportation		
12			
94 A I've seen it ten times!	present perfect	irregular past participles	sentence stress
96 B He's been everywhere!	present perfect or simple past?	learning irregular verbs	irregular past participles
98 C The American English File interview	review: question formation		
100 Review and Check 11&12			
102 Communication	124 Grammar Bank	165 Irregular verbs	
113 Writing	148 Vocabulary Bank	166 Sound Bank	
118 Listening			

Course overview

American English File

Third Edition

Welcome to **American English File Third Edition**. This is how to use the Student Book, Online Practice, and the Workbook in and out of class.



Student Book

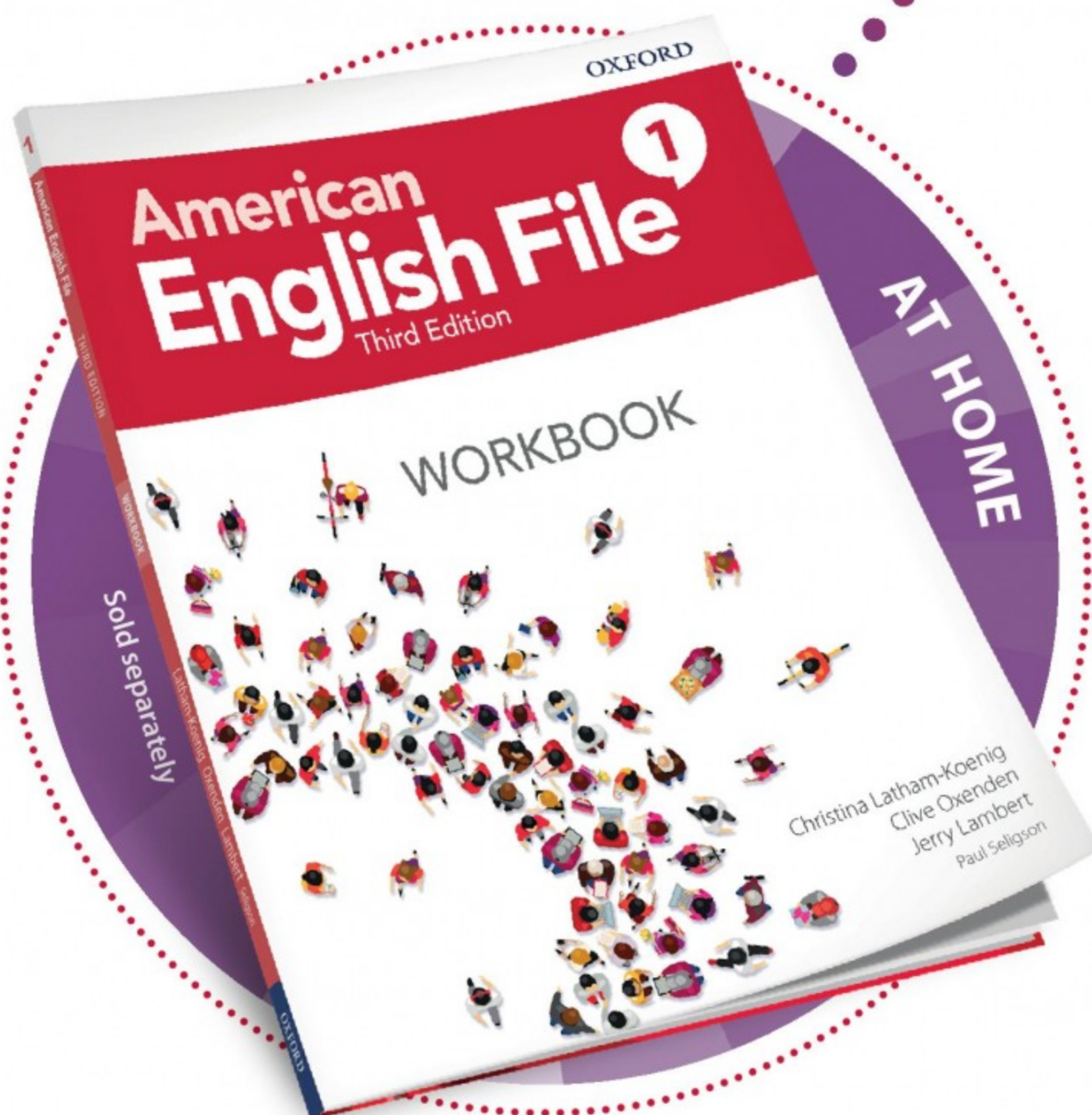
All the language and skills you need to improve your English, with Grammar, Vocabulary, Pronunciation, and skills work in every File.

Use your Student Book in class with your teacher.

Workbook

Grammar, Vocabulary, and Pronunciation practice for every lesson.

Use your Workbook for homework or for self-study to practice language and to check your progress.



ACTIVITIES AUDIO VIDEO RESOURCES

ONLINE



Online Practice

Look again at Student Book language you want to review or that you missed in class, do extra **Practice** activities, and **Check your progress** on what you learned so far.

Use the Online Practice to learn outside the classroom and get instant feedback on your progress.

Go to
americanenglishfileonline.com
and use the code on
your Access Card to
log into the Online
Practice.

LOOK AGAIN

- Review the language from every lesson.
- Watch the video and listen to all the class audio as many times as you like.

PRACTICE

- Improve your skills with extra Reading, Writing, Listening, and Speaking practice.
- Use the interactive video to practice Practical English.

CHECK YOUR PROGRESS

- Test yourself on the language from the File and get instant feedback.
- Try a Challenge activity.

SOUND BANK

- Use the Sound Bank video to practice and improve your pronunciation of English sounds.

1 LISTENING & SPEAKING

- a **1.2** Look at the photo story and listen to the conversations. Match the names to people A–D.

Ben Carla Matt Sally

- b Listen again and fill in the blanks.

1 **Teacher** Hello, everybody. Welcome to the class.
I'm Carla. I'm your teacher.

2 **Matt** Hi, I'm Matt. What's your ¹ name _____?
Sally Sally.
Matt ² _____?
Sally Sally!

3 **Matt** What's your phone ³ _____?
Sally It's 555-413-2456.

4 **Ben** ⁴ _____, Matt.
Matt Hello. This is Sally. She's in my salsa class.
Ben Nice to meet you. My name's Ben.
Sally Nice to ⁵ _____ you, too.
Matt Bye, Sally.
Sally Goodbye, Matt. Bye, Ben.

5 **Ben** Hi, Sally.
Sally Ben! Are you in the salsa class, too?
Ben Yes, I am. How are ⁶ _____?
Sally I'm very well, ⁷ _____ you. And you?
Ben ⁸ _____, thanks. ... Great! You're my partner!
Sally Yes! See you later, Matt.

- c **1.3** Listen and repeat the conversations. Copy the rhythm.

- d Fill in the blanks with a word from the list.

Bye Fine Hi I'm... Thanks


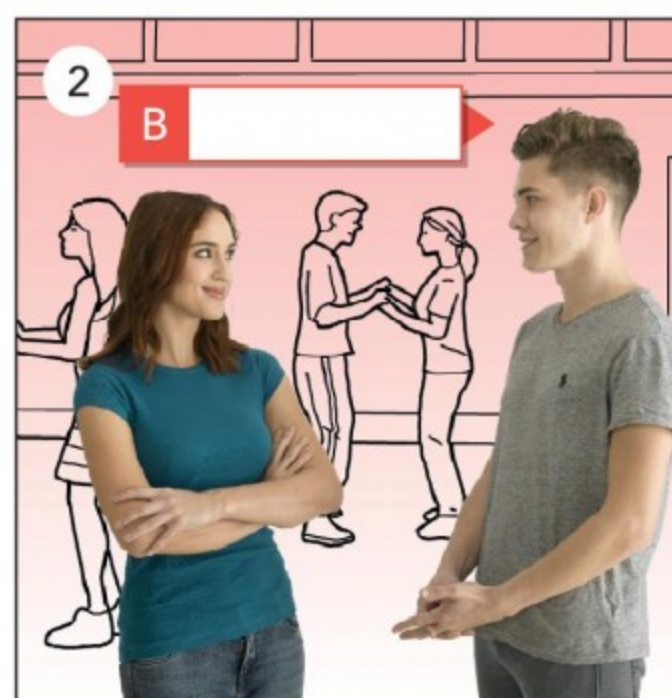

Hello = Hi _____ Thank you = _____
My name's... = _____ Goodbye = _____
Very well = _____

- e Introduce yourself to other students.

Hello, I'm Antonio. What's your name?

(Mia. Nice to meet you.

Nice to meet you, too.)



2 GRAMMAR verb be [+], subject pronouns

a Complete the sentences with 'm, 's, or 're.

- 1 I am Carla. = I'm Carla.
- 2 I am Matt. = I _____ Matt.
- 3 My name is Ben. = My name _____ Ben.
- 4 You are my partner. = You _____ my partner.
- 5 She is in my salsa class. = She _____ in my salsa class.

b **G p.124 Grammar Bank 1A**

c **1.5** Listen and repeat the pronouns and contractions.

- 1 **1.5** I, I'm (I, I'm

d **1.6** Listen. Say the contraction.

- 1 **1.6** I am (I'm

e In pairs, try to remember the names in your class.
Say He's / She's _____.

f Stand up and speak to other students.

Hi, Mia. How are you? (I'm fine, thanks. And you?

3 PRONUNCIATION vowel sounds, word stress

Vowel sounds

In American English, vowels (a, e, i, o, and u) and combinations of vowels (e.g., ea, ai) can be pronounced in different ways. Sometimes they are short sounds (e.g., it, well), but sometimes they are long sounds (e.g., e = he) or diphthongs (e.g., i = hi).

a **1.7** Listen to the words and sounds. Then listen and repeat.

					
fish	tree	cat	egg	train	bike
it	he	am	very	they	hi
this	we	thanks	well	name	I
in	meet	Sally	welcome	later	bye

b **1.8** Listen and write the words.




Word stress

Multisyllable words have one stressed syllable.
good|bye so|rry wel|come

c **1.9** Listen and underline the stressed syllable in these words.

air|port com|pu|ter e|mail ho|tel in|ter|net mu|se|um
pas|ta pizza salad sand|wich u|ni|ver|si|ty web|site

d Write the words from c in the chart.

 food	 technology	 places
		airport

e In pairs, write more words that you know in each column. How do you pronounce them?

4 VOCABULARY days of the week, numbers 0–20

a **1.10** Look at the picture. Listen and fill in the blanks.



b **V p.148 Vocabulary Bank Days and numbers** Do Parts 1 and 2.






c **1.14** Listen and say the next day or number.

1.14 Monday Tuesday (Wednesday

d Ask three students What's your phone number?

5 LISTENING & SPEAKING

a **1.15** Listen. Where are they? Write 1–6 in the boxes.

	airport	Gate number _____
1	sandwich shop	_____ dollars and _____ cents
	hotel	Room _____
	museum	Closed on _____
	taxi	_____ Manchester Road
	language school	Classes on _____ and _____ mornings

b Listen again. Write a number or a day in each blank.

c **1.16** Listen and respond.

- 1 **1.16** Hello. Nice to meet you. (Nice to meet you, too.
- 2 **1.16** What day is it today? (It's...

1 VOCABULARY countries

- a 1.17 Listen and match the music to the countries.

□ Brazil □ China
□ Mexico □ Russia



- b V p.149 Vocabulary Bank Countries

- c In groups, do The World Quiz. Answer with a continent, country, or nationality from **Vocabulary Bank Countries**.

I think it's Asia. (*I think it's Europe, but I'm not sure.*)

2 PRONUNCIATION /ə/, /tʃ/, /ʃ/, /dʒ/

The /ə/ sound

The /ə/ sound is the most common vowel sound in English. The /ə/ sound has many different spellings, e.g., pasta, Morocco, Argentina.

- a 1.20 Listen to the words and sounds. Then listen and repeat.



computer

American Brazilian
Canada China

Consonant sounds

Many consonants (e.g., j) and combinations of consonants (e.g., sh) only have one pronunciation (e.g., Japan / jazz, she / English). Some consonants can be pronounced in different ways (e.g., g can be /g/ England or /dʒ/ German).

- b 1.21 Listen to the words, sounds, and sentences. Then listen and repeat. Practice with a partner.



chess

Charles isn't Czech, he's French.

shower

Is she Turkish or Russian?

jazz

We're German and they're Japanese.

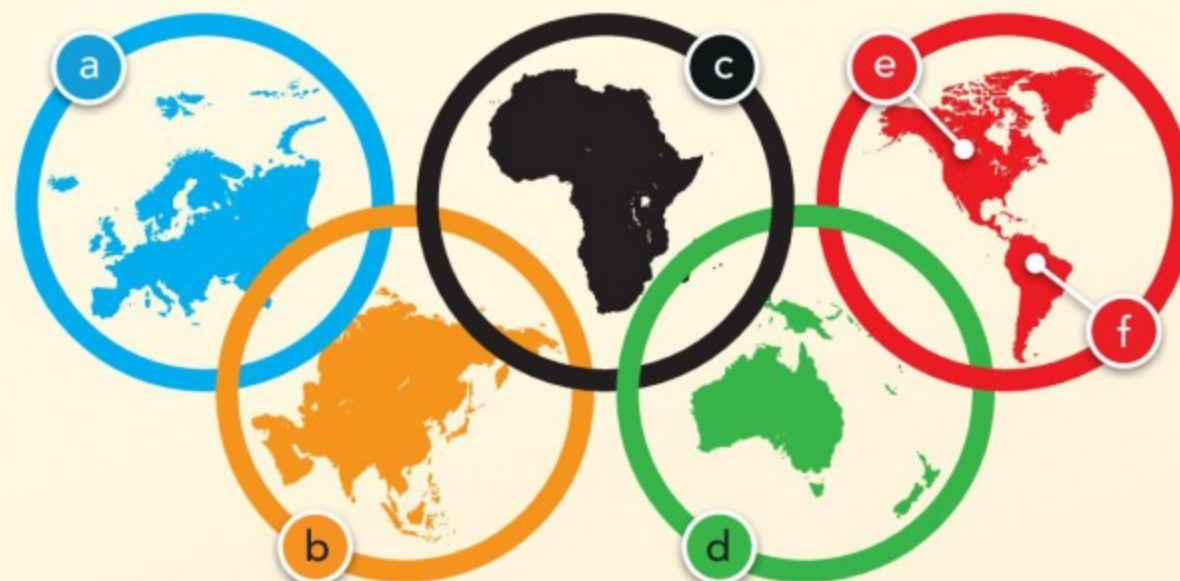
- c 1.22 Listen. Say the nationality.

1) Canada (Canadian)

THE WORLD QUIZ

1 Name the continents.

a _____ c _____ e _____
b _____ d _____ f _____



2 What country are the sports teams from?

a Toronto Maple Leafs _____
b Hanshin Tigers _____
c Galatasaray _____
d Limoges CSP _____
e Dallas Cowboys _____
f Mekong Raptors _____

3 What are the countries in English?

a Deutschland _____ d Россия _____
b España _____ e Méjico _____
c Eire _____ f Zhōngguó _____

4 What nationality are the flags?


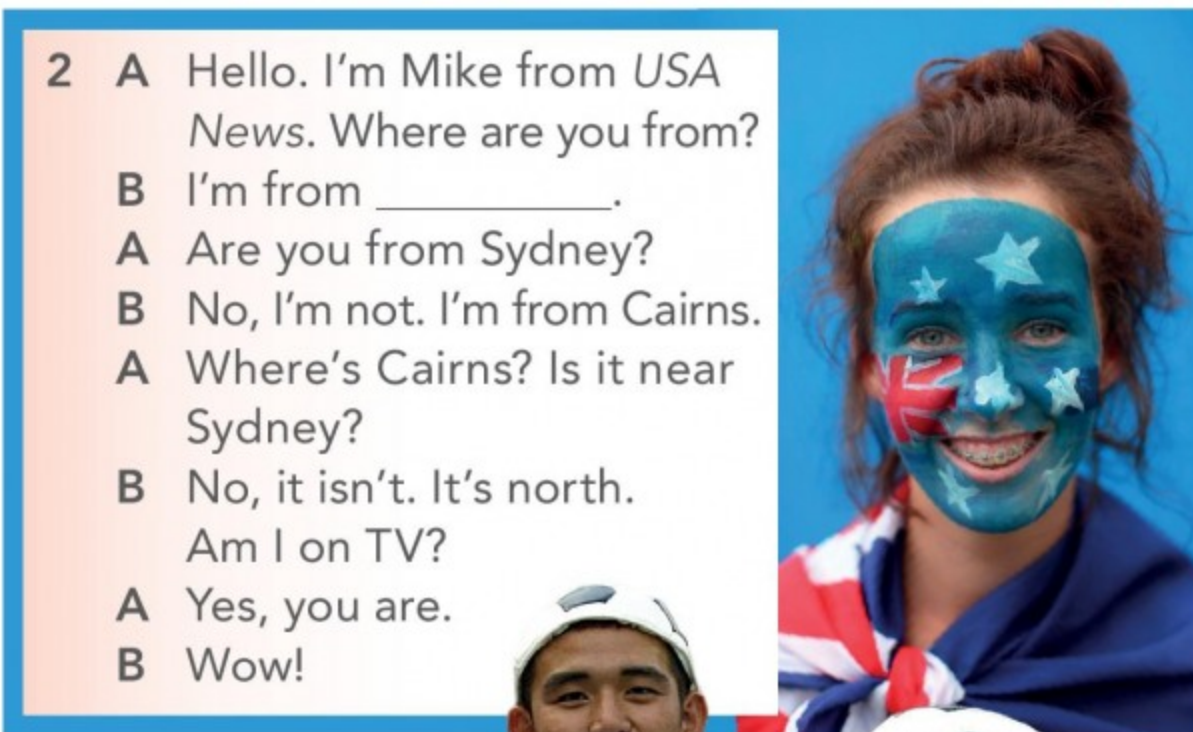
a  _____ b  _____ c  _____

d  _____ e  _____

f  _____ g  _____ h  _____

3 GRAMMAR verb be ☐ and ?

- a 1.23 Read and listen to three interviews at the Olympics. Fill in the blanks with a country or a nationality.



- b Read the interviews again and complete the chart.

+	I'm	you're	it's
-		you aren't	
?			

- c p.124 Grammar Bank 1B

- d 1.25 Listen and respond with a short answer.

1 Is Sydney the capital of Australia? (No, it isn't.)

- e With a partner, write three questions beginning Is...? or Are...? Ask them to another pair.

Are you from China? (No, we aren't.)

4 SPEAKING

- a **Communication** Where are they from? A p.102 B p.108 Ask and answer about people from different countries.

Where's Masako from?


(She's from Japan.)

Where in Japan?

- b Imagine you're from a different country. Choose from **Vocabulary Bank Countries p.149** and think of a city. Ask other students *Where are you from?*

5 VOCABULARY numbers 21–100

- a 1.26 Answer the questions with numbers 1–20.



1 What's 3 + 1? (4.)

- b p.148 Vocabulary Bank Days and numbers Do Part 3.

- c 1.28 Listen and write the numbers.

- d Write ten numbers from 21–100. Dictate them to a partner.

6 PRONUNCIATION & LISTENING word stress

- a 1.29 Listen and repeat the pairs of numbers. How is the stress different?

- 1 a 13 b 30
2 a 14 b 40
3 a 15 b 50
4 a 16 b 60
5 a 17 b 70
6 a 18 b 80
7 a 19 b 90

- b 1.30 Listen to the conversations. Which number do you hear? Circle a or b above.

- c Play Bingo.

G possessive adjectives: *my, your*, etc.

V classroom language

P /ou/, /u/, /ar/, the alphabet, sentence stress

1 VOCABULARY

classroom language

a Match the words and pictures.

- ☐ a board /bɔːd/
- ☐ a chair /tʃeə/
- ☐ a computer /kəm'pyutə/
- ☐ a desk /desk/
- ☐ 1 a door /dɔː/
- ☐ a picture /'pɪktʃə/
- ☐ a table /'teɪbl/
- ☐ a wall /wɔːl/
- ☐ a window /'wɪndəʊ/

b 1.31 Listen and check.

c With a partner, ask about things in your classroom.



d Match sentences 1–3 to A–C in the picture.

- 1 ☐ What page is it?
- 2 ☐ Sorry I'm late.
- 3 ☐ Look at the board, please.

e 1.32 Listen and check.

f p.150 Vocabulary Bank Classroom language

g 1.35 Listen and follow the instructions.



2 PRONUNCIATION

/ou/, /u/, /ar/, the alphabet

a 1.36 Listen to the words and sounds. Then listen and repeat.

	phone	close go Mexico
	boot	school do two
	car	partner are Argentina

b 1.37 Listen and repeat the alphabet.

ABC DEF GHI JKL MNO PQR STU VWX YZ

c 1.38 Complete the alphabet chart with C, D, K, N, O, S, U, and V. Listen and check.

train	tree	egg	bike	phone	boot	car
A	B	F	I	—	Q	R
H	—	L	Y	—	—	—
J	—	M	—	—	W	—
—	E	—	—	—	—	—
—	G	—	—	—	—	—
—	P	X	—	—	—	—
—	T	—	—	—	—	—
—	—	—	—	—	—	—
—	Z	—	—	—	—	—

d 1.39 Listen to the groups of letters.

- 1 E A I 3 K Q 5 V P B 7 V W
- 2 G J 4 C S 6 M N 8 Y U

e 1.40 Listen and circle the letter you hear.

f Practice saying the phrases below. Use abbreviations.

- a Personal Computer a Very Important Person
- the United Kingdom the United States of America
- the European Union a Portable Document Format
- World Wide Web the National Basketball Association

(a PC)

3 LISTENING & SPEAKING

- a **1.41** Micaela is an ESL student. Listen to her Skype interview with Mark, a teacher at a language school in the United States. Complete her form.

English House Language School

Student information

First name	Micaela	Email address	
Last Name	1		m.vazquez@mail.com
Age	2	Phone (cell)	
Country	3		7
City	4	Phone (landline)	
Address	Florida ⁵		854-
Zip Code	6		



- b **1.42** Listen. Complete Mark's questions to Micaela.

- 1 *What's* your first name?
- 2 your last name?
- 3 do you spell it?
- 4 old are you?
- 5 Where are you ?
- 6 your address?
- 7 your zip code?
- 8 What's your address?
- 9 What's your phone ?



Sentence stress

In sentences we stress the important words.

What's your **first name**? It's **Mark**.

- c Listen again and repeat the questions. Copy the rhythm.
- d Ask your partner the questions. Write their answers.



Saying emails

@ = at . = dot

4 GRAMMAR possessive adjectives

- a Complete the questions with *I*, *you*, *my*, or *your*.

- Where are ¹ from?
- ² 'm from Buenos Aires.
- What's ³ name?
- ⁴ name's Micaela.

- b **p.124 Grammar Bank 1C**

- c **1.44** Listen. Change the sentences.

- 1 *I'm Matt.* (My name's Matt.)
- 2 *You're Sally.* (Your name's Sally.)

- d **1.45** Look at the photos. Are they their real names? Listen and check.



Snoop Dogg

Shakira



- e **Communication** What's his / her real name? **A p.102 B p.108** Complete information about some actors and singers.

5 WRITING

- p.113 Writing** Completing a form
Complete an application for a visa and write a paragraph about you.



Go online to review the lesson

1 VOCABULARY in a hotel

a Match the words and symbols.



- | | |
|----------------------------|---|
| reception /rɪ'sɛpʃn/ | a double room /'dʌbl rum/ |
| the elevator /ɪlə'veɪtər/ | the first (second, third, etc.) floor /fɜːst flɔːr/ |
| a single room /'sɪŋgl rum/ | |

b 1.46 Listen and check.

c Cover the words and look at the symbols. Say the words.

2 INTRODUCTION



a 1.47 Watch or listen to Jenny and Rob. Mark the sentences **T** (true) or **F** (false).

- Rob lives and works in London.
- He's a writer for a magazine.
- The name of his magazine is *London 20seven*.
- Jenny is British.
- She's an assistant editor.
- It's her second time in the UK.

b Watch or listen again. Say why the **F** sentences are false.

3 CHECKING IN



a 1.48 Watch or listen to Jenny checking into a hotel. Answer the questions.

- Complete Jenny's last name: ZI__LI__SK__.
- What's her room number? _____

b Watch or listen again. Complete the **You hear** phrases.

You hear	You say
Good evening, madam.	Hello. I have a reservation. My name's Jennifer Zielinski.
Can you ¹ _____ that, please?	Z-I-E-L-I-N-S-K-I.
For five nights?	Yes, that's right.
Can I have your passport, please?	Just a second... Here you are.
Thank you. Can you sign here, ² _____? Thank you.	
Here's your ³ _____. It's room 306, on the third floor. The ⁴ _____ is over there.	The lift? Oh, the elevator.
Yes. Enjoy your stay, Ms. Zielinski.	Thank you.

American and British English

elevator = American English lift = British English
z = /zi/ American English /zed/ British English

Greetings

Good morning = > 12:00

Good afternoon = 12:00 > 6:00

Good evening = 6:00 >

Good night = Goodbye (when you go to bed)

madam = a polite way to greet a woman

sir = a polite way to greet a man

- c **1.49** Watch or listen and repeat the **You say** phrases. Copy the rhythm.
- d Practice the conversation with a partner.
- e Work in pairs. Read your role and look at the conversation in **3b**. What do you need to change?
- A** (book open) You are the receptionist.
It's 11:00 a.m.
- B**'s room is 207 on the second floor. Begin *Good morning, sir / madam*.
- B** (book closed) You arrive at the hotel. Use your first name and last name.
- f Role-play the conversation. Then change roles.
- g **1.50** Read the information box. Listen and repeat the phrases.

Can you...? = Please do it.	Can I have...? = Please give me (my passport, etc.).
<i>Can you spell that?</i>	<i>Can I have my key, please?</i>
<i>Can you sign here?</i>	<i>Can I have your passport, please?</i>

- h You are in a hotel. Ask the receptionist to give you...
- your key • your passport
 - a map of London • a pen

4 JENNY TALKS TO ROB



- a **1.51** Watch or listen. Mark the sentences **T** (true) or **F** (false).
- Jenny has a coffee.
 - She is in London on business.
 - The waitress is German.
 - Jenny calls Rob Walker.
 - Jenny is tired.
 - Their meeting is at 10:00.
- b Watch or listen again. Say why the **F** sentences are false.

- c **1.52** Read the information box. Listen and repeat the phrases and responses.

Would you like...?
Would you like a coffee? Yes, please.
Would you like another tea? No, thanks.
 We use *Would you like...?* to offer somebody something. We respond *Yes, please.* or *No, thanks.*

- d With a partner, practice offering and responding with the drinks below.
- chai latte • coffee • soda • hot chocolate
 - mineral water • tea
- e Look at the **Social English** phrases. Who says them: **Jenny**, **Rob**, or the **waitress**?

- Social English**
- ☐ I'm here on business.
 - ☐ I'm from New York. What about you?
 - ☐ No problem.
 - ☐ This is Rob. Rob Walker.
 - ☐ That's perfect.
 - ☐ It's time for bed.



- f **1.53** Watch or listen and check. Then watch or listen and repeat the phrases.
- g Complete conversations A–F with **Social English** phrases 1–6. Practice with a partner.

A	Hi. Is that Jennifer? <input type="checkbox"/> 4	Hello, Rob.
B	Oh look! It's 11:30! <input type="checkbox"/>	Goodnight.
C	Hi. Are you here on vacation? <input type="checkbox"/>	No, <input type="checkbox"/>
D	<input type="checkbox"/>	I'm from London.
E	Can I have a coffee, please? <input type="checkbox"/>	Sure. <input type="checkbox"/>
F	Here's your coffee. Milk and sugar are on the table. <input type="checkbox"/>	Thanks. <input type="checkbox"/>

CAN YOU...?

- ☐ check into a hotel and spell your name
- ☐ ask somebody to do something / to give you something
- ☐ offer somebody a drink, and accept or refuse


2A

Are you neat or messy?

What are they?

They're keys.

G singular and plural nouns **V** things, in, on, under **P** final -s and -es



VIRGINIA WOOLF
Modernist writer (1882–1941)











IAN RANKIN
Crime writer (1960–)

1 VOCABULARY things

- Look at the photos of the two rooms. Are you neat or messy?
- With a partner, can you name 1–10 in the two photos?
- V p.151 Vocabulary Bank Things**

2 GRAMMAR singular and plural nouns


- Complete the chart. Why is it **a pen** but **an umbrella**?

Singular	Plural
 a pen	 two pens
 an umbrella	 two _____
 _____	 two watches
 _____	 two dictionaries

- G p.126 Grammar Bank 2A**

3 PRONUNCIATION final -s and -es

- 2.3** Listen to the words and sounds. Then listen and repeat.

	snake	books lamps tickets
	zebra	keys pens photos
		glasses change purses watches



Final -s or -es

Final -s or -es after nouns ending in *ce, ch, ge, se, sh, ss, and x* = /ɪz/, e.g., *glasses, change purses, watches.*

- 2.4** Read the rule. Circle the words where -es is pronounced /ɪz/. Listen and check.


- | | | |
|--------------|-----------|----------|
| 1 classes | 4 boxes | 7 pages |
| 2 files | 5 pieces | 8 phones |
| 3 headphones | 6 tissues | |

- Look at the photos of the two rooms again. What plural things can you see?

4 VOCABULARY & SPEAKING

in, on, under

- Look at the photos. Complete the sentences with *in, on, or under*.
 - The glasses are _____ the notebook.
 - The credit cards are _____ the wallet.
 - The bag is _____ the desk.



- Communication** *in, on, under* **A p.103**
B p.108 Where are the things?

5 LISTENING

- 2.5** Listen to three people. Number the places they talk about (1–3) in the chart.

<input type="checkbox"/> in her bag	
<input type="checkbox"/> on his desk	a computer,
<input type="checkbox"/> in her study	

- Listen again. Write what things the people have in each place.
- Talk to a partner about your bag, desk, or room. Say what things you have. Is your desk or room neat or messy?

(In my bag, I have a change purse, keys, my phone...)



Go online to review the lesson