

Helen Casey

Starlight



OXFORD

Helen Casey

Starlight

6

Student Book

Starter Unit		
New Semester	2	
Unit 1		
Delightful Drama	6	
Unit 2		
Global Geography	18	
Game		
Out and About	30	
Culture		
United States of America	31	
Unit 3		
Lively Literature	32	
Review Story		
A Trip to the Theater	44	
Unit 4		
Human History	46	
Game		
Storytelling Bingo	58	
Culture		
France	59	
Unit 5		
Smart Citizenship	60	
Unit 6		
Survival Skills		72
Game		
Tug of War		84
Culture		
Ecuador		85
Review Story		
School Trip to the Zoo		86
Unit 7		
Daring Design		88
Unit 8		
Interesting IT		100
Game		
Four-in-a-Row		112
Culture		
South Korea		113
Unit 9		
Spectacular Science		114
Review Story		
The Science Fair		126

Starter New Semester

Vocabulary and Language Focus

- 1 Look at the bulletin board in Activity 2. Find the name of the new teacher.
- 2 Read the notices. Find the words and guess the meaning.

coach club exam homework practice semester
study subject test textbook timetable



Ace School News

Clubs

Music Club

Mondays

3:30 pm

With Miss London



Soccer Practice

Thursdays

3:30 pm

Coach: Mr. Tidy



Brainteasers Club

Fridays

3:30 pm

With Mr. Murphy



More clubs to be announced next week!

Vacation Homework

Remember to hand in your vacation homework on the first day of the semester.

Welcome back! It's the fall semester and the start of a new school year! You can find all the latest information here on our bulletin board.



Timetable

Pick up your new timetable from your teacher in class.

	9:00 am	10:00 am	11:00 am
Monday	Geography	Art	
Tuesday	Music	Math	Recess

Paris Photo Show

Tuesday 1:15 pm

Find out about last summer's school trip, presented by the Bean triplets.



Exams and Tests

Results: congratulations to Betty (Class 6A) who passed her piano exam. Good job!

Remember: the first semester tests for all subjects are in November.

Study hard!

New books have arrived!

Come and check them out in the library.



New Teacher



Class 6A has a new teacher.
Welcome, Mr. Murphy!

- 3 Listen and say the word.  01

- 4 Write clues. Play *Guess the Word* in pairs.

We have two: one in fall and one in spring.

Semesters!

5 Listen and underline the day. 02

	9:00 am	10:00 am	11:00 am	11:15 am	12:30 pm	1:30 pm	2:30 pm	3:30 pm
Monday	Geography	Art	Recess	English	Lunch	Science	P.E.	Clubs: judo, music
Tuesday	Music	Math		English		Science	History	Clubs: swimming, tennis

6 Read and mark (✓) Anna's diary.

Betty: Hi Anna. Do you want to go rollerblading one day after school?

Anna: Yes, that sounds fun! When do you want to go?

Betty: How about on Monday?

Anna: Oh, I can't on Monday. I'm going to Miss London's music club.

Betty: OK. I'm busy on Tuesday. What about on Wednesday then?

Anna: I'm sorry, Betty. I'm going to the dentist on Wednesday.

Betty: Well, we could go rollerblading on Thursday?

Anna: Hmm. I'm meeting my cousin Elisa on Thursday. Could she come with us?

Betty: Of course! It'll be fun.



7 Act out the dialogue in pairs.

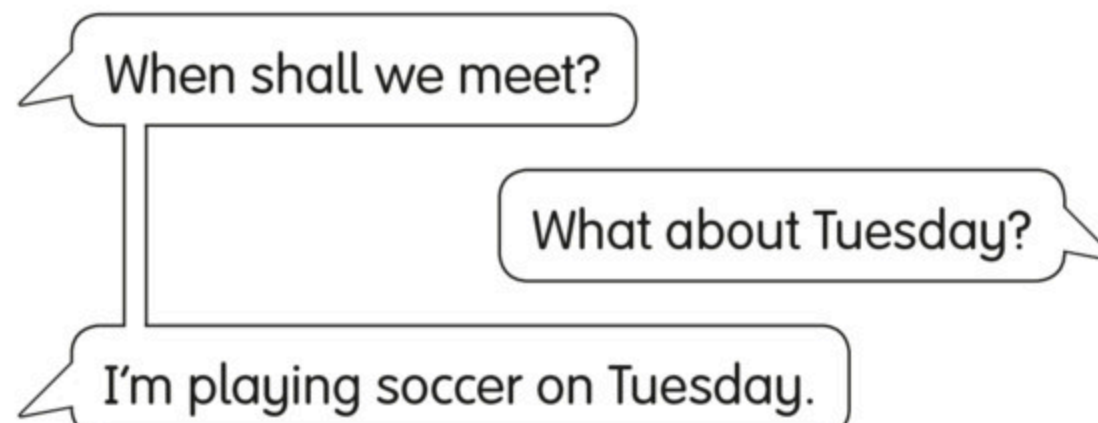
8 Choose four clubs and four activities and write them in a diary. Arrange a meeting with a friend.

Clubs

- art club
- music club
- running club
- soccer club

Activities

- guitar lessons
- studying
- cycling test
- geography homework



1 Listen and read the story.  03

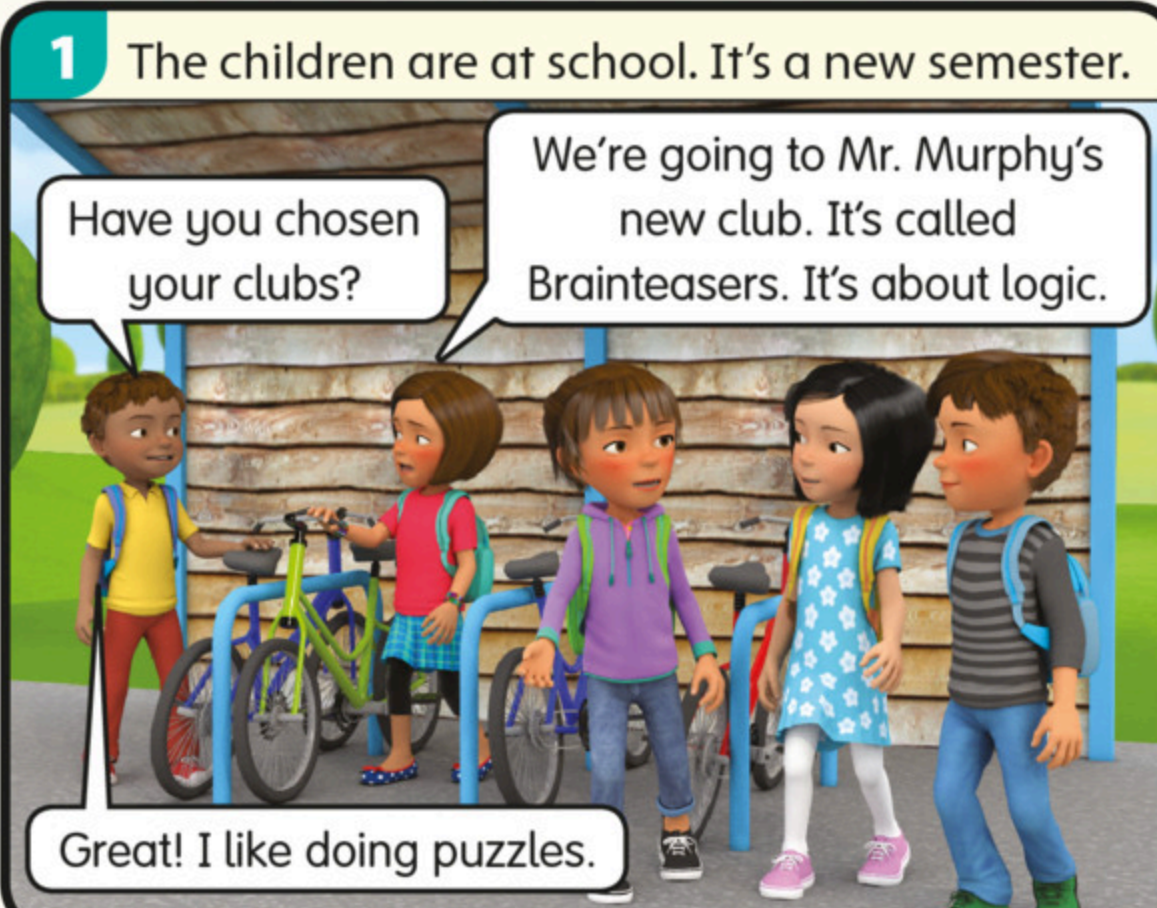
2 Act out the story.

1 The children are at school. It's a new semester.

Have you chosen your clubs?

We're going to Mr. Murphy's new club. It's called Brainteasers. It's about logic.

Great! I like doing puzzles.



2 Look, it says, "Are you clever enough to come to Brainteasers?"

Yes!

OK then, question 1.



3 It says, "The club is on Friday, but tell me this: where does Friday come before Thursday?"

Oh. Is it a question about time zones?



4 The children go to the library to look at a map.

In Australia, they're a day ahead of us ...

And some things are opposite. In Australia, Christmas is in summer, isn't it?


Yes, but I think the days are still in the same order.



5 Lily and William look in the dictionary.

B, C, D, E, F – here it is. I've found Friday.

Wait a minute. That's the answer. Friday comes before Thursday in the dictionary!



6 Good job, Betty. What's next, Alex?

"The club starts in September. September has 30 days. Some months have 31 days, but how many months have 28 days?"

It's one month, isn't it? February!



7 Hmm. It's too easy for a brainteaser. Maybe this is a leap year.

There's a calendar outside the staffroom. Let's go and look at it.



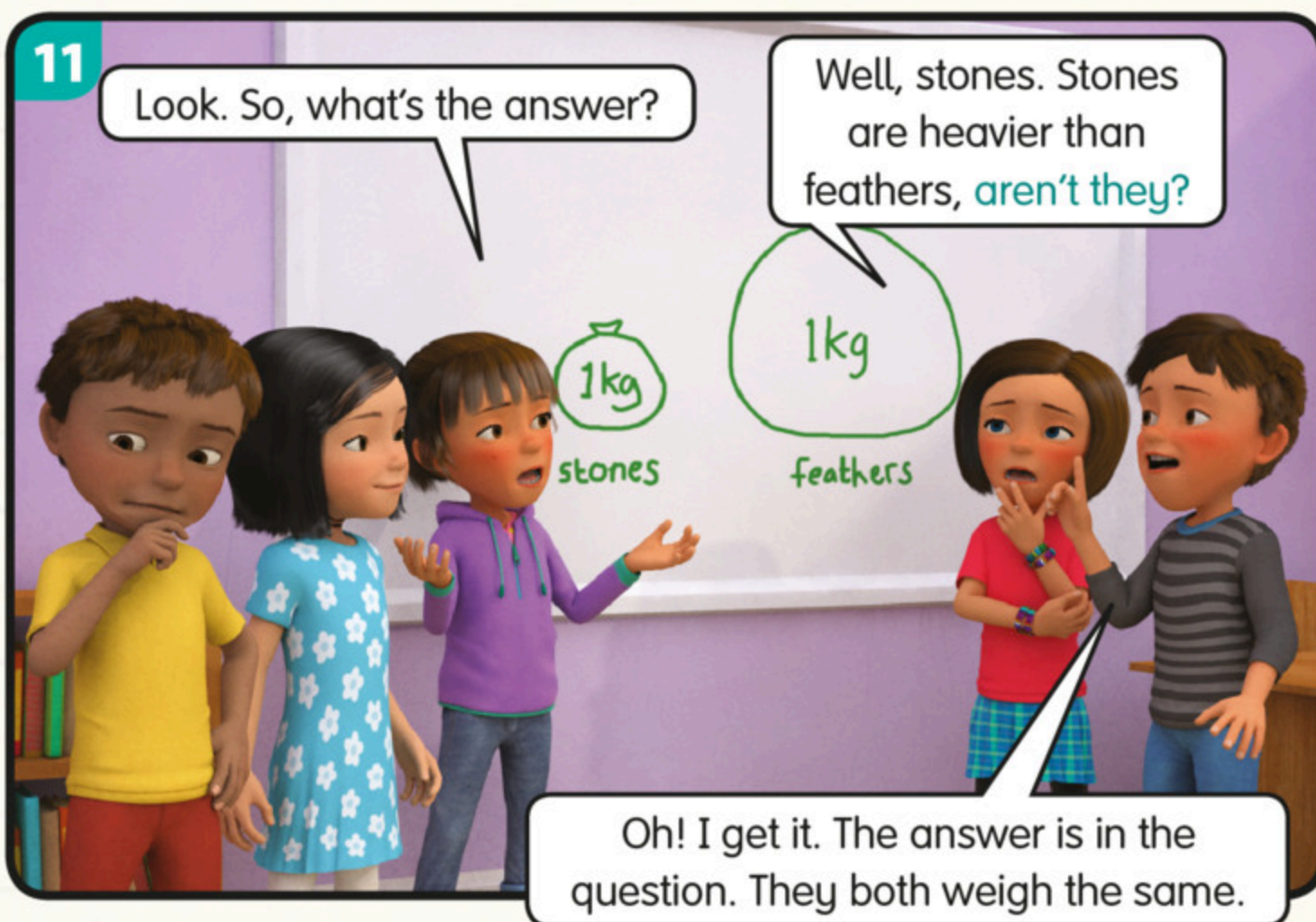
8 OK. It's not a leap year. Here's February 28.

And look. Here's March 28. And April 28 ...

Alex, stop messing around.

Oh! I get it!





3 Read again and complete the chart.

Question Tags

Statement	Question tag: be	Statement	Question tag: do
Christmas is in the summer,	<u>isn't it?</u>	We need to go to the library,	don't we?
That isn't an easy question,	is it?	We don't need to go to the science lab,	_____
Stones are heavier than feathers,	_____	William likes puzzles,	doesn't he?
We aren't going to the new club,	are we?	William doesn't like puzzles,	_____

4 Write statements to ask your partner. Use question tags.

5 Ask and answer in pairs.



Vocabulary and Reading


1 Match the words with the pictures (1–12). Listen and check.  04

shout whisper scream
laugh mutter cheer

rescue catch follow
escape chase hide

2 Read Text A. Listen and write the words.  05 

A Using your voice on stage




Voice exercises

- 1 Make a loud, high noise to show that you are scared.
- 2 Show that you are happy and excited about something you are watching.
- 3 Show that you are annoyed, but you do not want a big argument. Complain quietly.
- 4 You think something is funny.
- 5 You have a secret. Speak very quietly.
- 6 You talk very loudly to get someone's attention.

B Pirates' Cove

Scene 1

On the beach, a brother and sister, Tom and Maggie, are looking for mussels. Their mother is hard-working, but very poor, and they have to come to the beach to look for food. They are searching for mussels when Maggie sees something in the sand. She picks up a gold ring with a big, red stone. It looks very expensive. Next to the ring are large footprints in the sand.



3 Read Text B and answer in pairs.  1 min 

- 1 Which of the pictures shows Scene 1?
- 2 What's happening in the picture?

4 Do the voice exercises from Text A. Play *Guess My Voice* in pairs. 

Ahhhhhhhh!

You're screaming.

5 Read and listen. What different ways of speaking can you hear?  06

C

Pirates' Cove

Scene 2

TOM: Look, Maggie –
footprints! Should
we follow them?

MAGGIE: I don't know, Tom.

**Mom says there
are sometimes pirates on this beach.**

TOM: Really? This is exciting. **Come on!**
It's an adventure!

[THE CHILDREN FOLLOW THE FOOTPRINTS.]

TOM: The footprints go into that cave.
Let's go in.

MAGGIE: I never go into caves. They're dangerous.
Pirates often hide in caves.

TOM: Well, I'm going in. Are you coming?

MAGGIE: No, I'm not. **I'm staying here.**

TOM: Oh, come on! Don't be scared! You're
always scared.

MAGGIE: [MUTTERING, BUT FOLLOWING TOM]
I'm not scared. I'm sensible.
Pirates are usually dangerous.

TOM: [WHISPERING] Shh! I can hear voices.

[THE CHILDREN HEAR MEN LAUGHING. **TOM IS WALKING INTO THE CAVE.**]

MAGGIE: [QUIETLY] Tom! Come back! [LOUDER] Tom!
Tom?

TOM: Maggie! Shh! Stop shouting.
Come with me.

MAGGIE: Why?



TOM: There are pirates in there. I want to hear
what they are saying.

[THE CHILDREN GO INTO THE CAVE AND HIDE BEHIND A BIG ROCK.]

BLACKBEARD: A big ship is on its way to the island. It's
full of gold and
silver from Spain.
I want to steal it!
We'll all be rich!

[THE PIRATES CHEER.]

PIRATE: But how can we
steal it? **Soldiers
watch the port all
the time.**

BLACKBEARD: There's a lighthouse on this beach.
The light shows the ships where to sail.
We can put out the light and put our light
over here, near the big rocks.

PIRATE: The big rocks are dangerous. The ship
will sink!

BLACKBEARD: Exactly! And when it's sinking, we can
steal all the gold and silver!

[THE PIRATES LAUGH AND CHEER.]

TOM: [WHISPERING] Did you hear that?

MAGGIE: We have to tell the lighthouse keeper!

[THE PIRATES ARE SUDDENLY QUIET.]

PIRATE: Listen! I can hear someone whispering.

BLACKBEARD: Someone is hiding behind that rock!

MAGGIE: Come on, Tom! Run!

BLACKBEARD: Catch them! Don't let them escape!



 6 Answer in pairs. Use the words in the box. 

- Where do the footprints go?
- How does Maggie feel about entering the cave?
- Why does Tom want to go into the cave?
- What is the pirates' plan for stealing the gold and silver?
- Was it a good idea to go into the cave?

She feels ... because ...

I think it was a good / bad
idea because ...

Where do the footprints go?

They lead to the entrance
of a cave on the beach.




1 Listen to the story on page 7 again and complete.

- 1 Mom says there are sometimes pirates on this beach.
- 2 Pirates hide in caves.
- 3 Don't be scared! I always scared!
- 4 Soldiers watch the port all the time.
- 5 There is a lighthouse on this beach.
- 6 Someone is hiding behind that rock.

2 Complete the chart.

Simple Present			Present Continuous
Repeated actions	Facts	Imperatives	Things happening now
They (come) <u>come</u> to the beach once a week / every Saturday.	There (be) <u>are</u> pirates in the cave.	(Catch) <u>catch</u> them!	They (hide) <u>are hiding</u> .
Pirates often / sometimes / usually / never (hide) <u>hide</u> in caves.	There (be) <u>is</u> gold on the ship.	(Come) <u>come</u> back!	He (chase) <u>is chasing</u> us.

3 Listen and number. Complete the sentences.



hide ~~come~~ follow go ~~carry~~ hide look watch

- 1 The ship comes to port every year. It carries gold and silver from Spain.
- 2 Tom follows footprints into the cave.
- 3 Soldiers watch the port all the time. They are watching the port now.
- 4 Tom is looking for shellfish.
- 5 Pirates often hide in this cave.
- 6 Maggie never goes into caves, but she is hiding in a cave now.

4 Describe the show in pairs.

There's a show every day.

Look! She's singing and he's dancing.

The Starlight Drama School Presents:

Oliver!

A Musical

Come and see it at the Town Hall!

Tickets \$3 Buy them now!

Monday	3 pm	5 pm	
Tuesday	3 pm	5 pm	
Wednesday	3 pm only		
Thursday	3 pm	5 pm	
Friday	3 pm	5 pm	
Saturday	3 pm	5 pm	Extra at 11 am
Sunday	3 pm only		



1 Read Scenes 1 and 2 and complete. Read page 6 again and check.

Scene 1

On the beach, a brother and (1) sister, Tom and Maggie, are looking for mussels. Their (2) _____ is hard-working, but very (3) _____, and they have come to the beach to look for food. They are searching for mussels when Maggie sees something in the sand. She picks up a gold (4) _____ with a big, red stone. It looks very (5) _____. Next to the ring are large (6) _____ in the sand.

Scene 2

Maggie is scared. There are sometimes pirates on the beach. Tom thinks it's exciting. They follow the footprints to a cave. There are pirates in the cave! The children hide behind a big rock and listen to the pirates. They want to steal some valuable treasure. Then the pirates hear the children whispering. Tom and Maggie run away, but the pirates chase them.

Scene 3

The pirates catch the children and tie them up with ropes. Blackbeard doesn't want the children to hear his plans, so he carries them to another cave. The pirates eat and drink, and then fall asleep. Maggie tells Tom that she has undone the knots in her ropes. She undoes Tom's ropes and the children escape before the pirates notice. When they come out of the cave it's getting dark.

Scene 4

The children are frightened and want to go home, but they must warn the lighthouse keeper about Blackbeard's bad plan. They run across the beach. They see the lighthouse keeper and his dog in their small boat. They shout and wave. The lighthouse keeper rescues them. Maggie and Tom tell the lighthouse keeper what the pirates want to do.

2 Read Scenes 3 and 4 and order the pictures.



3 Match the words with similar meanings.

- 1 big
- 2 see
- 3 valuable
- 4 listen to
- 5 tell
- 6 look for
- 7 frightened
- 8 escape

- a expensive
- b hear
- c warn
- d large
- e run away
- f scared
- g search for
- h notice

4 Order the sentences. Rewrite them using alternative words from Activity 3.



- _____ The children save the ship with its expensive treasure.
- 1 _____ The lighthouse keeper hears the children's story.
- _____ The soldiers go to the beach to look for the pirates.

- _____ They tell the soldiers about Blackbeard's plan.
- _____ Blackbeard tries to run away, but the soldiers catch him.
- _____ The soldiers see lights over by the large rocks.

1 Look and say what the lesson is about. 

2 Listen and repeat.  08



- 1 comedian
- 2 acrobat
- 3 magician
- 4 musician
- 5 tell jokes
- 6 do acrobatics
- 7 perform tricks
- 8 play an instrument
- 9 get on with people
- 10 work as a team
- 11 learn new skills
- 12 practice a lot

3 Listen and number the entertainers. Circle what they are doing.  09

☐ magician ☐ comedian ☐ acrobat ☒ 1 musician

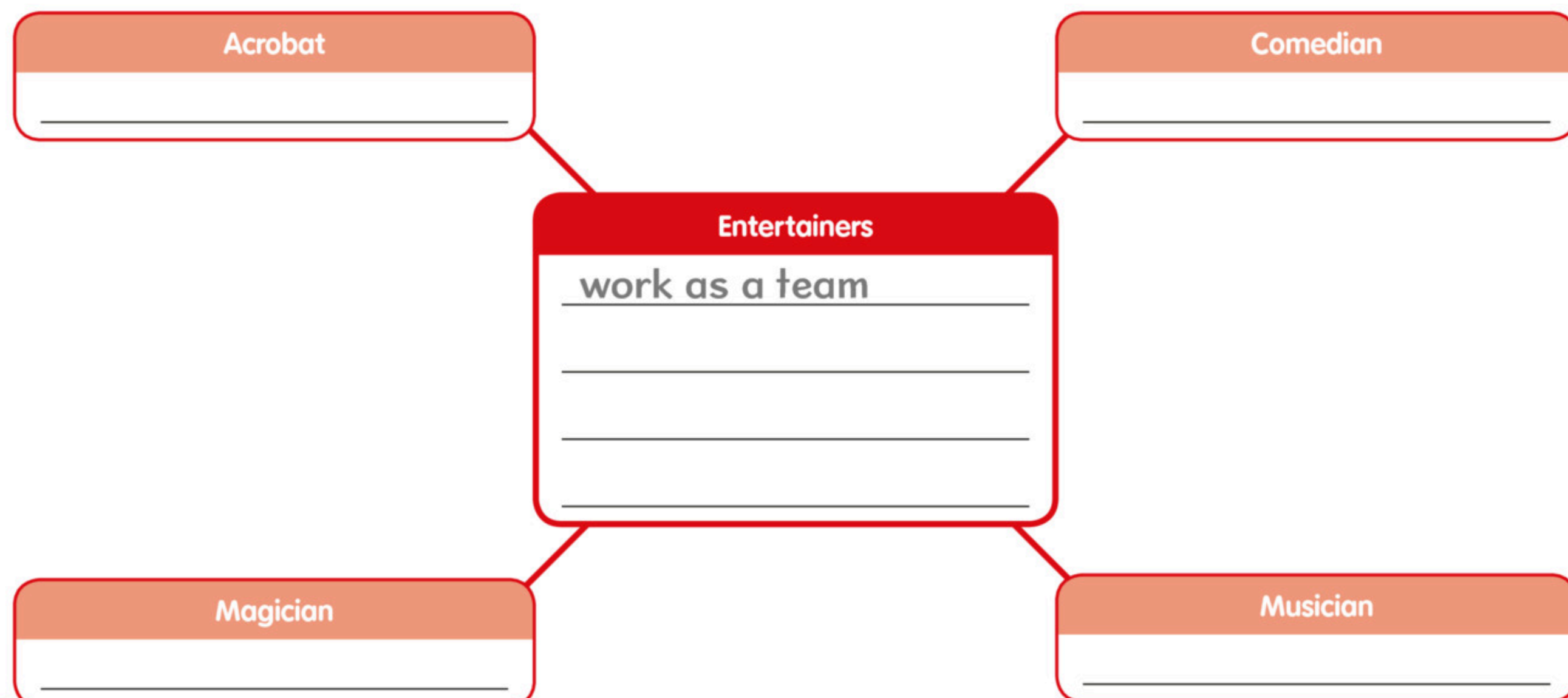
1 playing an instrument / telling jokes

3 telling jokes / doing acrobatics

2 doing acrobatics / performing tricks

4 doing acrobatics / playing an instrument

4 Complete the mind map with words from Activity 2.





5 Listen to the song. Write the entertainers in the order you hear them.  10

- | | | | |
|---|-----------------|---|-------|
| 1 | <u>magician</u> | 3 | _____ |
| 2 | _____ | 4 | _____ |

6 Listen again and number the verses in order.
Underline the words and phrases from Activity 2.

- ☐ I want to be a musician.
 I'll play an instrument in a band.
 I'll travel all around the world
 With my trumpet in my hand!

*Being an entertainer is fun,
 Being an entertainer is great!
 But you have to be ready to learn new skills
 And you sometimes have to stay up late!*
- ☐ I want to be a comedian.
 I'll tell jokes and make everyone laugh.
 And when I'm really famous on TV
 I'll give you my autograph!

*Being an entertainer is fun, ...
 But you have to get on with everyone ...*

- ☐ I want to be an acrobat.
 I'll do acrobatics on stage.
 I'll do amazing back flips.
 The audience will be amazed!

*Being an entertainer is fun, ...
 But you have to be ready to work as a team ...*
- ☒ 1 I want to be a magician.
 I'll perform cool tricks for the crowd.
 Everyone will love my magic show.
 The cheers will be really loud!

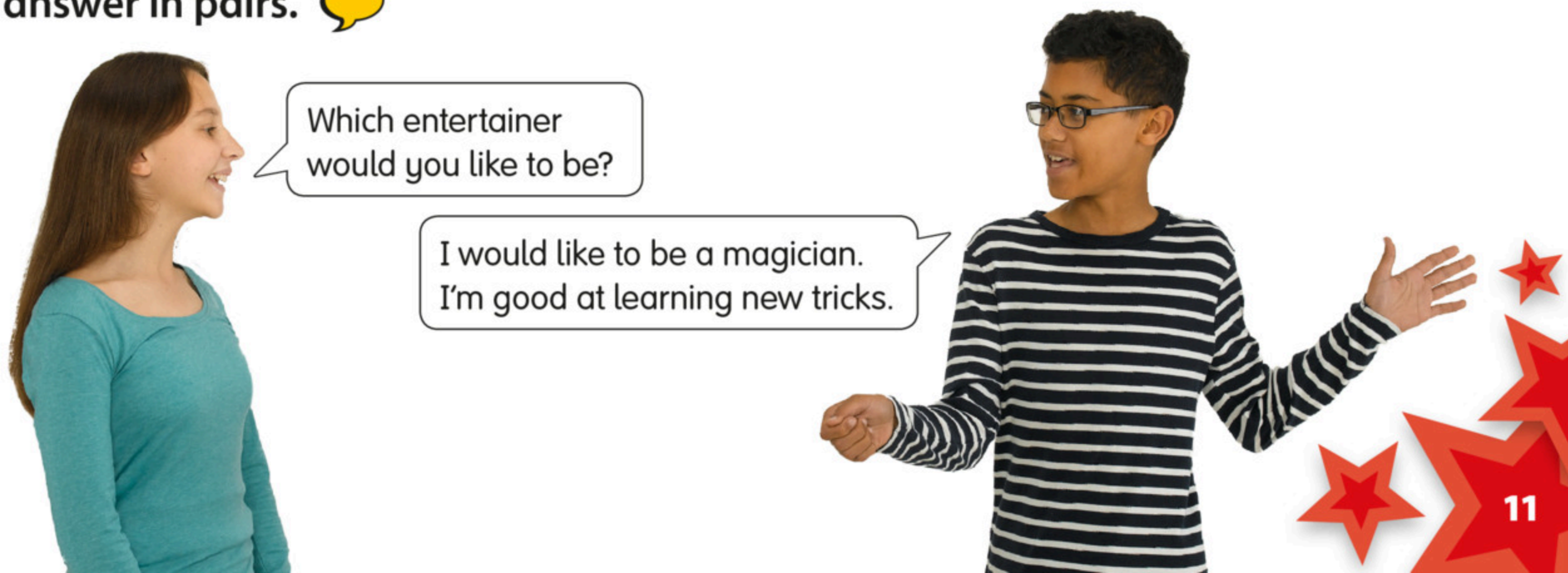
*Being an entertainer is fun, ...
 But you have to be ready to practice a lot ...*



7 Read the lyrics and circle.

- | | | | |
|---|---------------|--------------------|---------------|
| 1 There will be loud cheers for the ... | a comedian. | b magician. | c acrobat. |
| 2 The comedian will make everyone ... | a laugh. | b cheer. | c scream. |
| 3 The comedian will be famous ... | a everywhere. | b on the radio. | c on TV. |
| 4 The acrobat's audience will be ... | a surprised. | b amazed. | c astonished. |
| 5 The musician will perform with ... | a friends. | b an orchestra. | c a band. |

8 Ask and answer in pairs. 



1 Look at the pictures. Describe what you can see.



2 Read and check your ideas. How many Globe theaters have there been?

Shakespeare's Globe

This is Shakespeare's Globe in London. Shakespeare is so famous that people come from all over the world to see plays performed here. In fact, this theater is quite new. It's a copy of the theater where Shakespeare worked. Sam Wanamaker had the idea to build it in 1970, but it took so long to build that it opened in 1997.

In Shakespeare's time, theaters were quite different from theaters today. Look at the building. What do you notice? The theater doesn't have a roof! Plays could only be performed in summer and in the daytime when it was light.

Shakespeare's Globe is made of wood. In Shakespeare's time, it was quite dangerous to go to the theater. They used

fireworks and real cannons in the plays! That's why the original theater burned down in 1613. (In modern times, we can put special chemicals on the wood to make it safe.)

Four hundred years ago, the theaters were so crowded! Plays were such a popular form of entertainment for poor and rich people. Poor people paid one penny to watch a play. But it was such an uncomfortable experience! There weren't many chairs. Most people had to stand up. And it was so smelly in the summer the poor audience members were called stinkards! Richer people paid more to sit down, but their seats were quite uncomfortable, too. Very rich people could have cushions!

3 Look at the chart and underline examples of *so* and *such* in the text.

so and such

so + adjective

It was so smelly in the summer.

such + a / an + adjective + noun

It was such an uncomfortable experience.

so and such with that

Fact

Shakespeare is so famous.

Result

that people come from all over the world to see plays here.

4 Identify when the sentences were said. Write *M* (modern times) or *S* (Shakespeare's time).

1 Theater tickets are cheap! You can watch a play for one penny.

S

2 The play was long. It finished at midnight.

3 The theater is a smelly place!

4 This is an exciting play. They fire real cannons!

5 I like this theater. The seats are comfortable.

6 We got wet because it started raining during the play.

5 Describe Shakespeare's theater using *so* and *such*.

Theater tickets were so cheap!

The theater was such a smelly place!