

Oxford
Discover

Show and Tell

Student Book

2



Gabby Pritchard
Margaret Whitfield



Show and Tell



Student Book 2



Gabby Pritchard
Margaret Whitfield

OXFORD
UNIVERSITY PRESS

Scope and Sequence

UNIT & BIG QUESTION	VOCABULARY	STRUCTURES	VALUE AND FUNCTIONAL LANGUAGE	PHONICS	CLIL	SHOW AND TELL PROJECT
Hello What can you say?	<i>May, Sam, Anna, Mom, Dad, Bird, teacher, friend, kid, arm, colors, toys, animals, nature, shapes, body, actions, numbers 1–10</i>	<i>Who's he/she? He's (Sam). / She's (May). I'm (Mom). This is (Dad). How many (balls) do you see? I see (4) (balls). What's this? It's a (crayon). (Birds) can (fly). The (eyes) are (circles). The (mouth) is (a triangle).</i>	Greetings: <i>Hello! Bye!</i>	The alphabet, CVC review		Making a Shape Kids display
Unit 1 How do we make pictures?	pen, brush, eraser, paper, glitter, paint, feathers, black, white, gray, brown, idea, team, next, turn	<i>What's this? It's a (blue) (pen). / It's (an) (eraser). It's his/her (turn). It's my/your (idea). This picture uses (red) (paint).</i>	Being polite: Please pass the (yellow) (pen). Here you are. Thank you.	ck digraph rock CVC review fox, log	Art: Picture-making techniques	Making a quilt from decorated paper squares
Unit 2 What can you do in the park?	climb, catch, build, walk, run, kick, under, quickly, slowly, great job, monkey bars, rectangle, sandbox	<i>I can/can't (climb). Can you (climb)? Can he/she (kick)? Yes, he/she can. No, he/she can't. He/she can't (kick).</i>	Lining up: Line up. Wait your turn. That's better.	s blends (sk, sp, st, sw) skip, spin, stop, swim CVC review	Math: Shape recognition	Creating and performing an exercise routine
Unit 3 Who makes you happy?	happy, sad, tired, lively, hungry, thirsty, grandma, grandpa, surprise, honey cake, Happy birthday, tiger, penguin, dolphin, egg	<i>I'm/He's/She's (tired). How do you feel today? We're (hungry). They're (here). These are (tigers). (The mom) looks after (the baby). I love my (mom). (She) looks after me.</i>	Being careful: Be careful. I'm really sorry. It's alright. It's an accident.	r blends (tr, fr, dr) truck, frog, drum CVC review	Science: Animal families	Making family pictures
Revision story 1: The Puppet	puppet, fairy, talk, lie, good, bad, house		Telling the truth: I'm sorry.			
Unit 4 What happens when it's windy?	sunny, rainy, windy, snowy, hot, cold, boots, cloudy, wet, warm, dry, pool, weather Monday, Tuesday, Wednesday, Thursday, Friday, Saturday, Sunday	<i>What's the weather like today? It's (sunny). I'm (wet). I'm not (wet). What day is it? It's (Tuesday).</i>	Respecting elders: Good job! We can go outside now.	I blends (sl, fl) sled, slide, slip flip, fly CVC review	Math, Science: Understanding information in a table	Making a Sunny Balloon Display

UNIT & BIG QUESTION	VOCABULARY	STRUCTURES	VALUE AND FUNCTIONAL LANGUAGE	PHONICS	CLIL	SHOW AND TELL PROJECT
Unit 5 What's in your house?	kitchen, living room, bedroom, bathroom, yard, balcony, bath, bed, sofa, duck, Numbers 11–15, window, toys, clothes, drawers, garbage can, clean, neat	Who's in the (kitchen)? (Sara)'s in the (kitchen). <i>Where's (my duck)? in, on, under</i> It's next to / behind/ the (sofa). Number fourteen is (above) the door.	Helping at home: Let's put the (clothes) in the (drawers). Now it's clean and neat. Good job!	sh digraph ship, shell, shelf, fish	Math: Counting and sequencing numbers to 15	Making a model of a living room and its furniture
Unit 6 What happens in the garden?	dig, plant, water, pick, wash, eat, grow, cook, make, hole, stir, soup, potatoes, beans, lettuce, pumpkins, peas, bee, live, get, queen, worker, food, taste, fruit, vegetables, hopscotch	<i>I like (potatoes). Do you like (honey)?</i> What are you doing? I'm (digging). We're (making soup). There is (1 queen bee). There are lots of (worker bees).	Eating healthily: Try one. Vegetables/fruit are good for you.	ch digraph lunch, bunch, chop	Science: Honey bees	Growing beans
Revision story 2: The Enormous Carrot	enormous, farmer, wife, every, little, pull (it up), everyone		Working together, Offering politely: Would you like some carrot soup? Yes, please.			
Unit 7 What do farm animals do?	cow, horse, sheep, goat, donkey, chicken, farm, grass, drink, eat, say, funny, cute, water, fat, Numbers 16–20	<i>They're (cows). There are (white)(rabbits).</i> <i>I have a chicken.</i> He/She has (a) chicken(s). They have (15 cows). What does a (goat) do? It (drinks) (water). What do the animals do? The horses (eat) (grass). One more cow.	Respecting nature: Don't litter. It's bad for (the ducks). Oh! I'm really sorry.	th digraph (unvoiced) thin, thick	Math: Counting numbers to 20 Adding one more	Making a model farm and Clothes Peg Animals
Unit 8 What do you wear when it's hot?	T-shirt, skirt, pants, shorts, sandals, jacket, sweater, dirty, washing machine, milkshake, shirt, socks, scarf, spring, summer, fall, winter	I'm wearing a (green) (jacket). <i>my/your</i> He's/She's wearing a (scarf). What do you wear in the spring? Push the button.	Keeping clean: You need to wear an apron. You need to keep clean.	th digraph (voiced) this, these, that, clothes	Science, Social science: Clothing for different seasons and weather	Making paper clothes for a seasons poster
Unit 9 What do our senses tell us?	see, feel, smell, taste, hear, fingers, body, family, loud, beautiful, delicious, hot, great, soft, hard, quiet, smelly, sweet, bad, music, clock, shaker, coconuts	How does it feel/ look/smell/sound? It (feels) soft. It's hard. This music sounds like (a train). What does it sound like?	Listening to others: I can't hear you. We need to listen to others.	ng digraph bang, gong, sing, song, strong, along	Music: Listening to and creating everyday sounds in music	Making a Senses Experiment Area
Revision story 3: Gray Baby Duck	swan, ugly, lay eggs, come back, pond	He's good at swimming.	Complimenting: You're beautiful. You're beautiful, too.			



Hello

What can you say ?



Play with me



I see 4 .



1 2



9 10



2 3



4 3



7 8



5 6






Sing with me



Say it with me



Say the
alphabet
with me.



A a




B b



C c



D d



E e




F f



G g



H h




I i




J j



K k



L l



M m




N n



O o




P p



Q q



R r



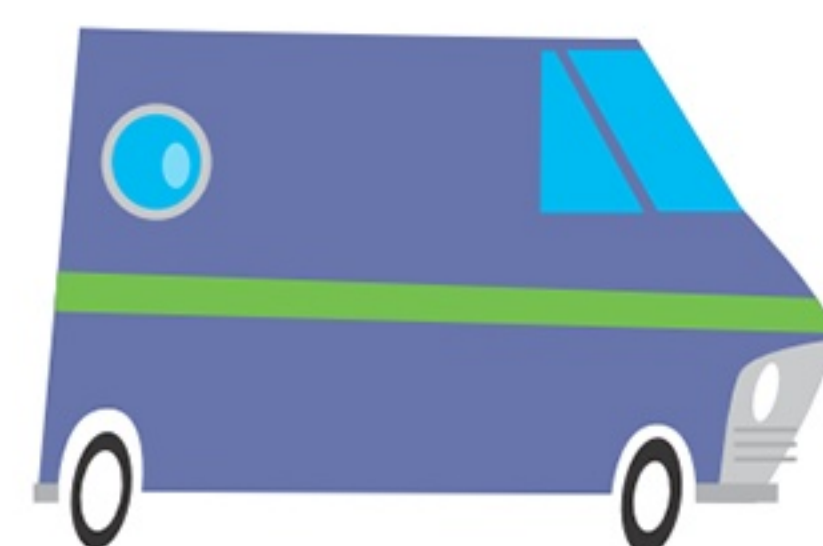
S s



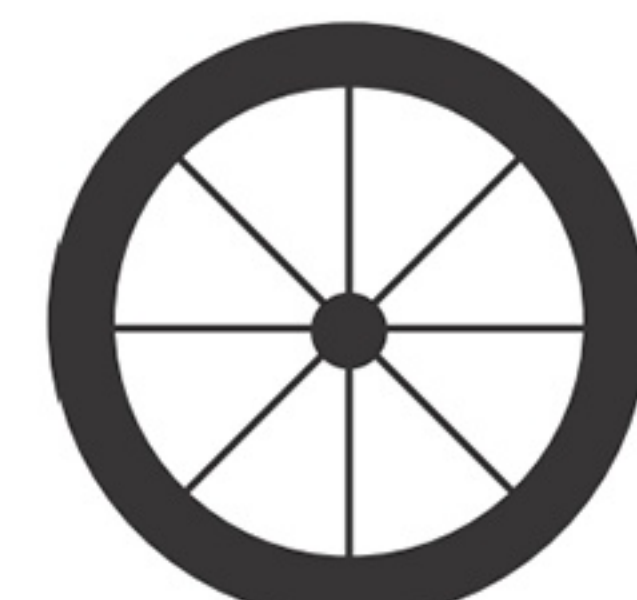
T t



U u



V v




W w



X x



Y y



Z z





Think with me



a b c d e f g h i j k l m n o p q r s t u v w x y z

Show

and

Tell



This is my friend. She's a star kid.

Look! The eyes are circles.
The mouth is a square.



How do we make pictures ?





Play with me



brush



pen




eraser

What's this?



It's a pink pen.



paper



glitter



paint

