

Oxford
Discover

Show and Tell

Student Book

1



Gabby Pritchard
Margaret Whitfield



Show and Tell



Student Book 1



Gabby Pritchard
Margaret Whitfield

OXFORD
UNIVERSITY PRESS

Scope and Sequence

UNIT & BIG QUESTION	VOCABULARY	STRUCTURES	LETTERS & PHONICS	VALUES	NUMBERS	CLIL	SHOW AND TELL PROJECT
Hello Do you want to play?	May, Sam, Bird, teacher, boy, girl, welcome, hello, goodbye, Benny, Prickly, Fifi, blue, red, yellow, ball	What's your name? I'm (May). Yes./No.	An introduction to letters and their names	Greetings: Hello. How are you? Hi. I'm fine. Thank you.			
Unit 1 Who's in your family?	brother, sister, mom, dad, hat, mittens, coat, shoes, friend, baby, bear	Who's he/she? He's/She's my (dad). Put on your (coat). This is a (bear). It's a (baby).	a, b, c apple, bus, cat	Helping friends: Please help me find my hat. Here it is. Thank you.	1, 2	Social Science: Family and friends	Making a picture frame
Unit 2 What's this?	book, bag, pencil, crayon, doll, ball, boat, teddy bear, bees, doors, old, new	What's this? It's a (crayon). Find the (boat). It's old/new. This is my (cat).	d, e, f dog, elephant, fish	Sharing: Let's play with (the teddy bears). Good idea!	3, 4	Social Science: Old and new toys	Making a Show and Tell box
Unit 3 How many eyes?	eyes, ears, nose, mouth, head, tummy, hands, feet, arms, legs, dives, hard, soft, feather, stone	How many (eyes)? I have 2 (eyes). I have 1 (nose). It's (hard/soft). Clap your hands.	g, h, i goat, hat, insect	Washing hands: We need to wash our hands. Okay. Pass the soap, please.	5	Science: Exploring the sense of touch	Making a Feely Picture
Revision Story 1: The Scarecrow	scarecrow, cloud, fingers, toes, moon			Being active			
Unit 4 What do you ride?	car, bus, bike, train, green, pink, purple, plane, balloon, wheels, fast, slow, big, small, the winner, picture	Do you have a (bus)? Yes./No. What color is it? It's (green). Let's try a (plane) and a (train). The (train) is the winner.	j, k, l juice, kite, leg	Thinking of others: Shh. Sit down and be quiet, please. Oops! Sorry.	1, 2, 3, 4, 5	Science: Wheels experiment – size versus speed	Making a wheel picture

UNIT & BIG QUESTION	VOCABULARY	STRUCTURES	LETTERS & PHONICS	VALUES	NUMBERS	CLIL	SHOW AND TELL PROJECT
Unit 5 What can you find outside?	hill, flower, tree, lake, slide, swing, seed, pot, water, flower, sticks, in, on	I see a (lake). I'm big/small. Is it big/small? Yes./No. It's (small/pink). It's in/on (the pot/table).	m, n, o moon, nest, octopus	Playing safely: Look out! Here I come! Okay.	6, 7	Science and Nature: How seeds grow	Making a flower
Unit 6 What's in the toy box?	table, chair, computer, toy box, square, circle, triangle, star, plates, limes, color, pattern, cut, scissors, stick, glue, shapes, mat	Where's the (computer)? It's on/in the (table/toy box). Look at my (toy box)!	p, q, r pencil, quilt, rabbit	Helping to clean up: Let's help clean up. Okay. Let's clean the (table). Let's put away the (toys).	8, 9	Math, Art: Identifying patterns	Making a shape mat for snack time
Revision Story 2: Incy Wincy Spider	up, down, spider, rain, sun			Being aware of the weather			
Unit 7 What pets do you like?	cat, bird, rabbit, turtle, mouse, pet, cute, feed, brush, love, toy, play with, pen, favorite	I like (birds). 1 rabbit. 2 cats. My favorite pet is a (cat). I (feed) my (pet).	s, t, u sun, table, umbrella	Being kind to animals: Be gentle with (the cat). Okay.	10	Social Science: Caring for pets	Making a sock puppet
Unit 8 What can you do?	roll a hoop, bounce a balloon, blow bubbles, stack cups, throw, hop, count, jump, fly, crawl, swim	I can/can't (blow bubbles). Can you (count)? Yes./No. (A mouse) can/can't (swim). I can/can't (jump). I can count.	v, w, x van, wheel, fox	Valuing others' achievements: Good job! Hurray for (Ava).	Numbers 1–10	Science and Nature: What can animals do? What can we do?	Preparing a mini fair
Unit 9 What snacks do you like?	apple, grape, strawberry, banana, snacks, pizza, cheese, pancakes, cookies, honey, carrots, tomatoes, cucumbers, sandwich, picnic	Do you like (apples)? Yes./No. I don't like (pizza). What's your favorite snack? My favorite is (cheese).	y, z yogurt, zoo CVC words bag, hop, ten, cup	Asking politely: May I have (a banana/ some grapes), please? Sure.	Numbers 1–10	Social Science: Healthy snacks	Preparing a picnic
Revision story 3: Let's Race!	run, race, orange, stop, wait			Being modest			





Hello

Do you want to play ?



Color with me

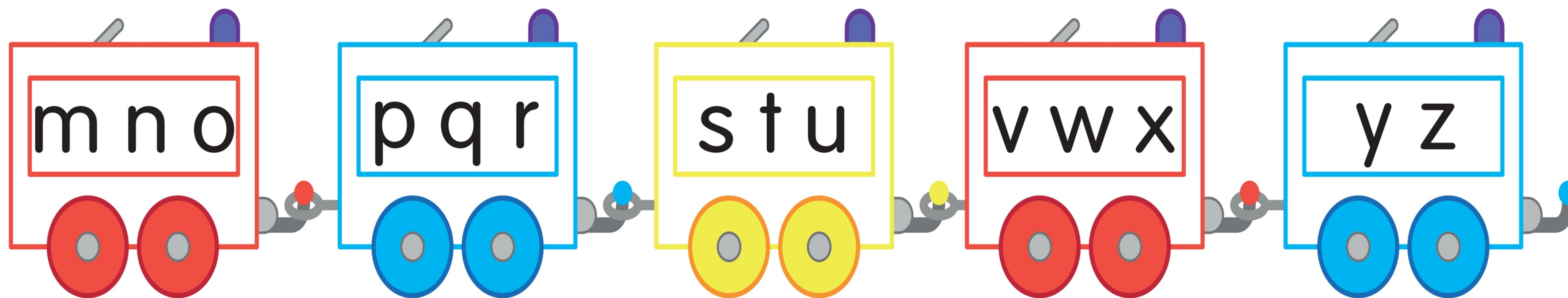
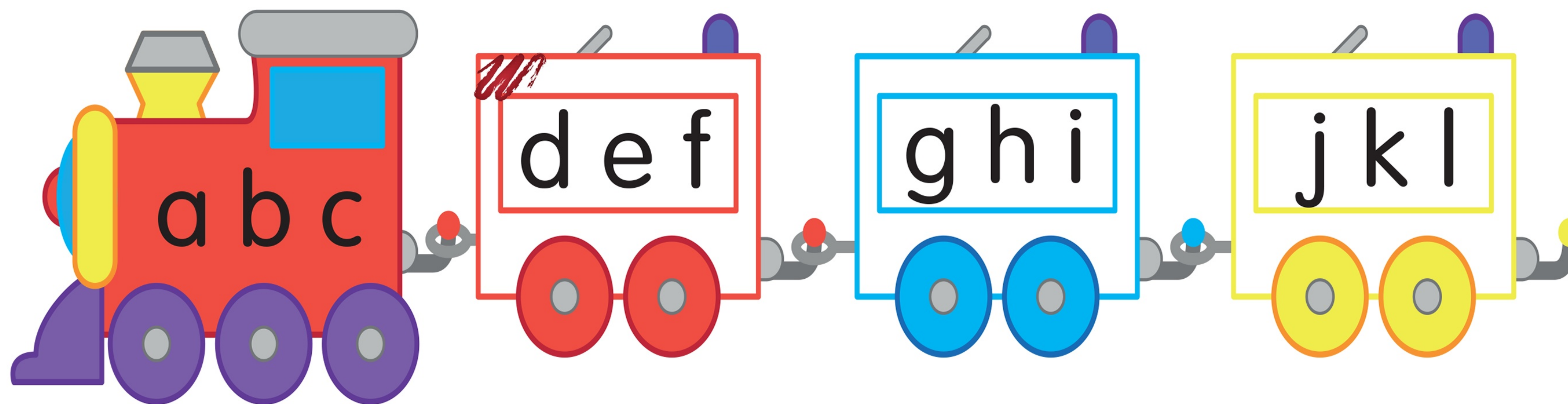


Hello Lesson 2

Vocabulary:
Structure:

- 1 [1.06] Listen and point. 2 [1.07] Listen and repeat. 3 Color and say. 4 Find red, yellow, and blue things in the room.
- Fifi, Benny, Prickly, blue, red, yellow, ball
Yes./No.

Say it with me





Follow me

Hello. How are you?

Hi. I'm fine. Thank you.



Who's in your family ?






Play with me



He's my dad!



Unit 1 Lesson 2 1 [1.14] Listen and point. 2 Listen again and play the game. 3 [1.15] Listen and stick. Listen and repeat.

Vocabulary:

mom, dad, sister, brother

Structure:

Who's he/she? He's/She's my (dad).

Read with me

Who's She?

1



2



3



4



123 Count with me

