


OXFORD

Rainbow 1 Bridge

Class Book and Workbook




From the authors of **Treetops**
Sarah M Howell and Lisa Kester-Dodgson

Rainbow Bridge 1

UNIT / TOPIC	VOCABULARY	STRUCTURES	VALUES	LETTERS AND SOUNDS
AUTUMN	A BOOKSHOP, A CAFE, A HOUSE, LEAVES	IT'S AUTUMN. IT'S WINDY.		
UNIT 1 FRIENDS CHARACTERS GREETINGS	POPPY, ROWAN, SNIFF, DICKIN, SID, FERN HELLO, HI, GOODBYE	WHAT'S YOUR NAME? I'M (FERN).	HELPING FRIENDS THANK YOU.	H – HELLO, HAPPY, HOP
UNIT 2 NUMBERS AND COLOURS NUMBERS 1–5 AUTUMN COLOURS	ONE, TWO, THREE, FOUR, FIVE BROWN, RED, GREEN, YELLOW, ORANGE	HOW MANY?	TEAMWORK GOOD JOB!	R – ROW, RED, RAP
WINTER	SNOWFLAKES, A SNOWMAN, A BRIDGE, TREES, LIGHTS, ICE	IT'S WINTER. IT'S SNOWY.		
UNIT 3 FAMILY FAMILY MEMBERS	GRANDPA, GRANDMA, DAD, MUM, BROTHER, SISTER GOOD MORNING. GOOD EVENING.	THIS IS MY (GRANDPA). WHO'S THAT? IT'S (SID). MY (BROTHER).	SAYING SORRY I'M SORRY.	P – PAT, PIZZA, POPPY, PUTS, PAN
UNIT 4 MORE NUMBERS AND COLOURS NUMBERS 6–10 WINTER COLOURS	PINK, BLACK, PURPLE, BLUE, WHITE SIX, SEVEN, EIGHT, NINE, TEN	WHAT IS IT? IT'S A (FEATHER). IT'S (PURPLE). WHAT COLOUR IS IT? WHAT NUMBER IS IT? HOW MANY (SNOWFLAKES)? SIX. WHAT COLOUR ARE THEY? WHITE.	BEING BRAVE	T – TEN, TWO, TALK
SPRING	FLOWERS, A CATERPILLAR, A NEST, A RAINBOW, UMBRELLAS, A BOAT	IT'S SPRING. IT'S RAINY.		
UNIT 5 SCHOOL SCHOOL OBJECTS	A BAG, A PEN, A RUBBER, A RULER, A PENCIL, A BOOK	WHAT IS IT? A (RED) (PENCIL). IT'S A (BROWN) (RULER).	SHARING HERE YOU ARE. THANK YOU.	P / B – PEN, PINK, PIZZA, BOOK, BAG, BLUE
UNIT 6 TOYS	A BIKE, A CAR, A BALL, A SKATEBOARD, A DOLL, A TEDDY	HOW MANY (CARS)? SIX. (SIX) (RED) CARS.	BEING TIDY LET'S TIDY UP.	T / D – TEDDY, DOLL, TEA, DAD, DICKIN, TREE, TWO, TINY, DANCING
SUMMER	SWANS, BEES, A BUTTERFLY, A SWING, AN ICE LOLLY, AN ICE CREAM	IT'S SUMMER. IT'S SUNNY.		
UNIT 7 ANIMALS	A BIRD, A DOG, A DUCK, A CAT, A FISH, A FROG	THERE'S A (CAT).	UNDERSTANDING AND HELPING OTHERS LET'S HELP.	R / L – RAT, LOLLY, RULER, LEAVES, RUBBER, LIGHTS, ROWAN, ROPES, LEMON
UNIT 8 BODY AND FACE PARTS OF THE BODY PARTS OF THE FACE	A HEAD, ARMS, A BODY, FEET, HANDS, LEGS EYES, EARS, A NOSE, A MOUTH	MY (ARMS)! YOUR (FEET)!	FOLLOWING RULES READY, STEADY, GO!	M / N – MOUTH, NOSE, NEST, NINE, MUM, MOON, MAGIC, NUMBER

Sarah M Howell and Lisa Kester-Dodgson

The title 'Rainbow Bridge' is written in large, white, rounded letters with a rainbow-colored outline. A rainbow arches over the word 'Rainbow'. Below 'Rainbow' is a large orange number '1' inside a circle with a rainbow outline. Below the circle is an orange banner with the text 'Class Book and Workbook' in white.

Rainbow Bridge

1

Class Book and Workbook

CLASS BOOK

WELCOME TO BRIDGE TOWN

AUTUMN 4

UNIT 1 FRIENDS 6

UNIT 2 NUMBERS AND COLOURS 14

WINTER 22

UNIT 3 FAMILY 24

UNIT 4 MORE NUMBERS AND COLOURS 32

SPRING 40

UNIT 5 SCHOOL 42

UNIT 6 TOYS 50

SUMMER 58

UNIT 7 ANIMALS 60

UNIT 8 BODY AND FACE 68

CLIL MATHS: SHAPES 76

CLIL ART: COLOURS 78

CLIL SCIENCE: PLANTS 80

CLIL SCIENCE: HIDDEN ANIMALS 82

CULTURE: BOOKS AND ME! 84

CULTURE: OUTDOORS AND ME! 86

FESTIVALS: HAPPY CHRISTMAS 88

FESTIVALS: HAPPY EASTER 89

WORKBOOK

UNIT 1 FRIENDS 90

UNIT 2 NUMBERS AND COLOURS 93

UNIT 3 FAMILY 96

UNIT 4 MORE NUMBERS AND COLOURS 99

UNIT 5 SCHOOL 102

UNIT 6 TOYS 105

UNIT 7 ANIMALS 108

UNIT 8 BODY AND FACE 111

PICTURE DICTIONARY 114

WORDLIST 118


SONG LYRICS 119




FINGER PUPPETS 121

OXFORD

AUTUMN





- 1 WATCH THE VIDEO. 
- 2 **THINK** TALK ABOUT AUTUMN IN BRIDGE TOWN.
- 3 LISTEN AND POINT. REPEAT.  1.1-1.2
- 4 SING THE AUTUMN SONG.  1.3-1.4
- 5 MAKE AN AUTUMN CRAFT. SEE TG NOTES.

IT'S AUTUMN. IT'S WINDY.
A BOOKSHOP, A CAFE, A HOUSE, LEAVES



FRIENDS

LESSON 1

1 LISTEN AND POINT. REPEAT.  1.5–1.6

2 LISTEN AND CHANT.  1.7




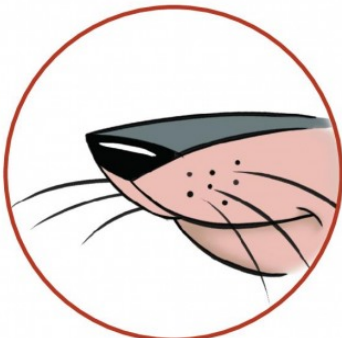

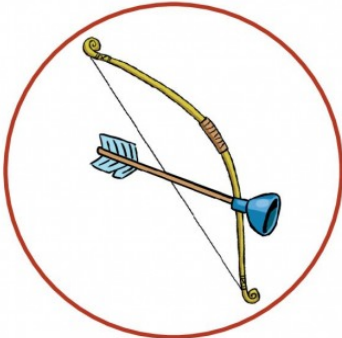
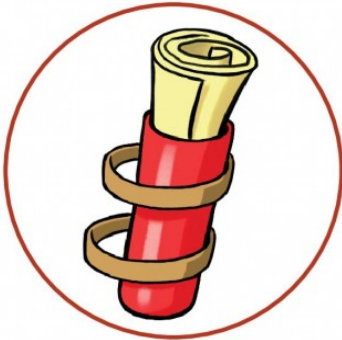
3 **THINK** TALK ABOUT FRIENDS. SEE TG NOTES.

4 MAKE FINGER PUPPETS. SEE TG NOTES.

5 SING THE HELLO SONG.  1.8–1.9



1 LOOK AND MATCH. THEN SAY.





1 **THINK** LISTEN. WHERE'S THE STORY? 1.10 SEE TG NOTES.

2 NOW WATCH OR LISTEN. 1.11






1 WHO'S THE NEW FRIEND? LOOK AND CIRCLE.



2 WHAT HAPPENS? LOOK AND TICK (✓).



3 **THINK** TALK ABOUT HELPING FRIENDS. SEE TG NOTES.



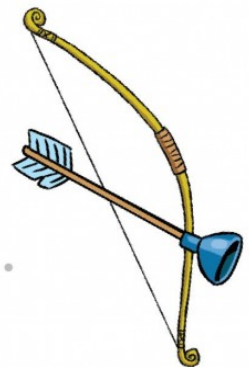
1 LISTEN AND PLAY THE NAME GAME. 1.12 SEE TG NOTES.



2 SING THE GOODBYE SONG. 1.13-1.14



1 LOOK AND TRACE.



2 TRACE AND COLOUR. THEN SAY THE NAMES.





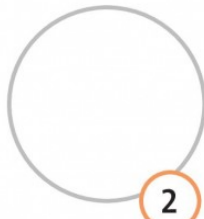
1 LOOK, LISTEN AND REPEAT. DO THE ACTIONS WITH SNIFF.  1.16



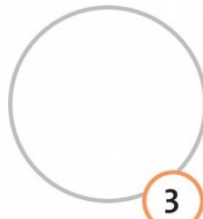
2 LISTEN AND COLOUR IF YOU HEAR THE SOUND.  1.17



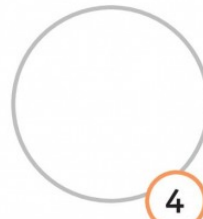
1



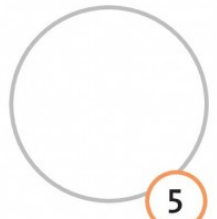
2



3



4



5

3 LISTEN AND DO THE HAPPY HOP.  1.18 SEE TG NOTES.

