



O X F O R D
P I C T U R E
D I C T I O N A R Y



Watch the video

Jayme Adelson-Goldstein
Norma Shapiro

THIRD EDITION



O X F O R D

P I C T U R E

D I C T I O N A R Y

THIRD EDITION

Jayne Adelson-Goldstein
Norma Shapiro

Contents

I.	The Oxford Learners Bookshelf Toolbar.....	1
a.	Menu and Navigation.....	1
b.	Bookmark.....	2
c.	Check answers.....	2
d.	Pen & Highlighter.....	2
e.	Notes.....	2
f.	Zoom.....	3
g.	Tile view.....	3
h.	Page view.....	3
II.	The OPD Third Edition e-Book.....	3
a.	Embedded audio.....	3
b.	Audio player & pronunciation tools.....	3
c.	Videos.....	4
d.	"Use Note" and "Use Pen Tool".....	4
e.	Fill-in forms.....	4
III.	Interactive scorable activities.....	4
a.	Multilevel listening activities.....	5
b.	Pronunciation activities.....	5
c.	Grammar activities.....	5
IV.	List of Interactive Activities.....	6



IMPORTANT

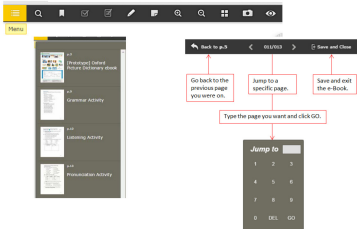
If you're using a computer, we recommend using **Google Chrome** (Version 35 or higher) or **Firefox** (Version 29 or higher). Other browsers (such as Internet Explorer and Safari) do not support the voice recording function.

I. The Oxford Learners Bookshelf Toolbar

The Oxford Learners Bookshelf platform comes with many tools that help you use and personalize your OPD e-Book pages. These tools can be found on the toolbar on the top of the screen.

Menu and Navigation

Use the Menu to find different sections of the e-Book. There are more navigation tools on the right.



Bookmark

Use the Bookmark tool to add a bookmark to any page (so you can easily find it later).



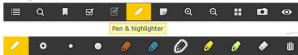
Check answers




For scored activities, use the Check answers button to see if your answers are correct.



Pen & Highlighter

Use the Pen tool to draw or highlight on the e-Book pages. Choose the type of pen you want. Your markings will be saved in your e-Book.



Choose  for the eraser tool, or choose  to remove all markings from the page. Click  again to exit the pen tool.



Notes

Use the Notes tool to add a **text note** or a **voice note** on the page. You can use this tool to add answers to open-ended questions or to practice speaking and pronunciation.



***Tip:** On most computers, you can right-click your mouse on any e-Book page to access the Notes tool directly.

To add a text note:

1. From the Notes tool, choose .
2. Type your note.
3. You can change the color of your note.
4. Choose "Done" to save your note.
5. Choose  to delete your note.



To add a voice note:

1. From the Notes tool, choose .
2. Choose the red button to start recording.
3. Choose the play button to hear your recording.
4. Choose "Save" to save your note.
5. Choose  to delete your note.



Oxford Picture Dictionary Third Edition Student e-Book Instructions

Zoom

Choose  to zoom in on the page. Choose  to zoom out.

Tile view



Choose  to view all bookmarked pages. Choose  to view all pages with notes.

Page view



Choose  to view one page at a time. Choose  to view two pages at a time.*


*Please note: In two-page view some tools (such as the Notes tool) become unavailable. Switch back to one-page view to access Notes.

II. The OPD Third Edition e-Book

Embedded audio

On the dictionary pages, click on any vocabulary term to hear the audio.

On the Story pages (at the end of a unit, for example page 29), click the  button to hear the reading.

 **Read the story.**

The Tenant Meeting

Sally Lopez and Tina Green are roommates. They live in apartment 2B. One night they had a big party with music and a DJ. There was a mess in the hallway. Their neighbors were very unhappy. Mr. Clark in 2A was very intended. He hates noise!

The next day there was a tenant meeting. Everyone wanted rules about parties and loud music. The girls were very embarrassed.

After the meeting, the girls cleaned the mess in the hallway. Then they gave each neighbor an invitation to a new party. Everyone had a good time at the rec. room party. Now the tenants have two new rules and a new place to place.

Audio player & pronunciation tools

You can use these features whenever you play audio:

Videos

When you see  at the top of the page, click to play the video.



"Use Note" and "Use Pen Tool"

On some pages (including end-of-unit Story pages) you'll see these:



Use your Notes tool to add a text note to complete the task. (See [Notes tool](#).)



Use your Notes tool to add a voice note to complete the task. (See [Notes tool](#).)






Use the Pen / Highlighter tool to complete the task. (See [Pen tool](#).)


Fill-in forms



On pages 4, 112, and 113, you can practice filling in forms for personal information and doctor's visits.


III. Interactive activities


Click on the buttons in the e-Book pages for more practice with listening, grammar, and pronunciation. (Go to [Instructions page 6](#) for a list of interactive activities.)


Listening activity   



Pronunciation activity  



Grammar activity 



Household Problems and Repairs (Pages 62-63)
Listening activity

- Listen for the words you hear in the conversation between a husband and the wife. Write the words in the boxes.
- How does the woman feel about her house? Write the words in the boxes.
- What are the problems with her house? Write the words in the boxes.
- What are the problems with her house? Write the words in the boxes.
- What are the problems with her house? Write the words in the boxes.

Household Problems and Repairs (Pages 62-63)
Pronunciation activity

- Listen for the underlined word in each sentence. Write the word in the box.
- Listen for the underlined word in each sentence. Write the word in the box.
- Listen for the underlined word in each sentence. Write the word in the box.
- Listen for the underlined word in each sentence. Write the word in the box.
- Listen for the underlined word in each sentence. Write the word in the box.

Grammar activity
Questions and answers with There is and There are. How many

- Is there a fire station on Elm Street?
A: Yes, there is. B: Yes, there are.
- Are there two restaurants in the neighborhood?
A: No, there aren't. B: No, there aren't.
- Is there a library across from the bank?
A: Yes, there is. B: Yes, there is.
- Is there a park between the school and the post office?
A: No, there isn't. B: No, there isn't.
- Are there children in the park?
A: No, there aren't. B: No, there aren't.

Multilevel listening activities

The listening activities come in three versions.

When you see **Listening activity** at the top of the page:

- Click on the "1" for a low-beginning activity (lower level).
- Click on the "2" for a high-beginning activity (on level).
- Click on the "3" for a low-intermediate activity (higher level).


Click to play the audio. Complete the items on the page. Check your answers.

(Note: All three levels use the same audio, but the exercises are different.)

**Pronunciation activities**

When you see **Pronunciation activity** at the top of the page, click on the P to go to the pronunciation activity.

Click to play the audio. Complete the items on the page. Check your answers.

**Grammar activities**

For the grammar activities, look for the next to the "Grammar Point" box at the bottom of the page. Click to go to the grammar activity. Complete the items on the page. Check your answers.

**Grammar Point: there is / there are**

There is a map. There are 15 students.

Describe your classroom. Take turns.

A: There's a clock. B: There are 20 chairs.

Grammar activity

Questions and answers with There is and There are. How many?

A. Circle a or b.

- Is there a bus station on Elm Street?
☒ Yes, there is. ☐ No, there isn't.
- Are there few restaurants in the neighborhood?
☐ Yes, there are. ☒ No, there aren't.
- Is there a library across from the bank?
☐ Yes, there is. ☒ No, there isn't.
- Is there a park between the school and the post office?
☐ Yes, there is. ☒ No, there isn't.
- Are there children in the park?
☐ Yes, there are. ☒ No, there aren't.

List of Interactive Activities

Page	Topic	Video	Multilevel Listening Activities	Pronunciation Activity	Grammar Activity
4	Personal Information	✓	✓		
5	School			✓	
6-7	A Classroom		✓		✓
11	A Day at School				✓
13	The Weather	✓	✓		
16	Numbers			✓	
18	Time			✓	
25	Prepositions			✓	
27	Shopping	✓	✓		
33	Describing Hair			✓	
34-35	Families		✓	✓	
36-37	Childcare and Parenting	✓	✓		
38-39	Daily Routines		✓	✓	✓
40-41	Life Events and Documents		✓		✓
42	Feelings			✓	
48-49	Finding a Home	✓		✓	
51	Apartments		✓		
56	A Living Room		✓	✓	
61	Cleaning Supplies			✓	
62-63	Household Problems and Repairs	✓	✓	✓	
69	Vegetables		✓	✓	
72-73	A Grocery Store		✓	✓	
74	Containers and Packaging		✓		✓
76	Food Preparation and Safety			✓	
79	A Fast Food Restaurant				✓
80-81	A Coffee Shop Menu	✓	✓	✓	
82	A Restaurant	✓			
88	Casual, Work, and Formal Clothes		✓		
90	Seasonal Clothing			✓	✓
94-95	Shoes and Accessories		✓		✓
96	Describing Clothes			✓	
101	Doing the Laundry	✓	✓	✓	
106	Inside and Outside the Body			✓	
108	Personal Hygiene		✓		
110	Symptoms and Injuries		✓	✓	
111	Medical Care	✓			✓
114-115	A Pharmacy	✓	✓		
119	First Aid			✓	
122-123	A Hospital		✓	✓	
130-131	An Intersection		✓	✓	
135	The Library		✓		

Oxford Picture Dictionary Third Edition Student e-Book Instructions

Page	Topic	Video	Multilevel Listening Activities	Pronunciation Activity	Grammar Activity
136	The Post Office			✓	
138	Department of Motor Vehicles (DMV)		✓		
145	Crime	✓		✓	
148	Emergencies and Natural Disasters			✓	
150-151	Emergency Procedures	✓	✓		
156	Public Transportation		✓	✓	
157	Prepositions of Motion			✓	
159	Directions and Maps	✓	✓		
161	Buying and Maintaining a Car	✓			
162	Parts of a Car			✓	
164	An Airport			✓	
172	Jobs and Occupations H-P				✓
173	Jobs and Occupations P-W			✓	
176	Job Skills				✓
177	Office Skills	✓		✓	
179	Interview Skills		✓		
188	Office Work		✓		
194	Tools and Building Supplies			✓	
197	Job Safety	✓		✓	
204	Mathematics	✓			
206	Science			✓	
208	U.S. History		✓	✓	
210	Digital Literacy		✓		
212	Internet Research		✓		
214	Geography and Habitats			✓	
215	The Universe			✓	
217	Flowers			✓	
218	Marine Life, Amphibians, and Reptiles			✓	
221	Domestic Animals and Rodents			✓	
222	Mammals			✓	
224-225	Energy and the Environment	✓	✓		
225	Energy and the Environment		✓		
230	The Park and Playground		✓	✓	
231	The Beach				✓
232	Outdoor Recreation			✓	
236	Sports Verbs			✓	
237	Sports Equipment	✓			
238	Hobbies and Games			✓	

Acknowledgments

The publisher and authors would like to acknowledge the following individuals for their invaluable feedback during the development of this program:

Naval Abbas, Lawrence Tech University, MI; **Dr. Macarena Aguilar**, Cy-Fair College, TX; **Penny Aldrich**, Durham Technical Community College, NC; **Deanna Allen**, Round Rock ISD, TX; **Angela Andrade-Holt**, Western Nevada College, NV; **Joseph F. Anselme**, Atlantic Technical Center, TX; **Stacy Antonopoulos**, Monterey East High School, CA; **Carol Ann Arnesen**, The English Center, FL; **Irma Arencibia**, Thomas A. Edison School, NJ; **Stephanie Austin**, CBET Program Moreland School District, CA; **Suzi Austin**, Alexandria City Public School Adult Program, FL; **Carol Beebe**, Niagara University, NY; **Patricia S. Bell**, Lake Technical Center, FL; **Derick Bonewitz**, College of Lake County, IL; **Emily Bos**, Granite Peaks Learning Center, UT; **Diana Brady-Herndon**, Western Nevada College, NV; **Jim Brice**, San Diego Community College District, CA; **Theresa Brites**, Black Hawk College, IL; **Diane Brody**, St. John's Lutheran Church; **Mindy Bruton**, Abilene ISD, TX; **Caralyn Bushey**, Montgomery College TESOL Certificate Program, MD; **Phil Cackley**, Arlington Education and Employment Program (REEP), VA; **Frieda Caldwell**, Metropolitan Adult Education Program, CA; **Anne Marie Caney**, Chula Vista Adult School, CA; **Lynda Cannon**, Ashland Community and Technical College, KY; **Lenore Cardozo**, Brockton Public Schools Adult Learning Center, MA; **Victor Castellanos**, Covina Public Library, CA; **Marjorie Castillo-Farjhar**, Community Action Austin Community College, TX; **Patricia Castro**, Harvard English Institute, NJ; **Parthol Loh Chai**, Miami Adult School, CA; **Alicia Chicas**, The Hayward Center for Education & Careers (Adult School), CA; **Michelle Chuang**, East Side Adult Education, CA; **Lori Cisneros**, Atlantic Vo-Tech, FL; **Joyce Clapp**, Hayward Adult School, CA; **Stacy Clark**, Arlington Education and Employment Program (REEP), VA; **Melissa Cohen**, Literacy New Jersey—Middlesex Programs, NJ; **Dave Coleman**, LAUSD District, CA; **Edith Cowper**, Wake Technical Community College, NC; **Leslie Crawley**, The Literacy Center; **Kelli Crow**, City College San Francisco City College, CA; **Nancy B. Crowell**, Southside Programs for Adults in Continuing Education, VA; **Doroti da Cunha**, Hialeah-Miami Lakes Adult Education Center, FL; **Brenda Custodio**, Ohio State University, OH; **Dory Darnettell**, Community Educational Outreach, CO; **Paula Da Silva-Michelin**, La Guardia Community College, NY; **Peggy Diaz**, Berkeley Adult School, CA; **Cynthia L. Davies**, Humble ISD, TX; **Christopher Davis**, Overhill Adult Center, CA; **Laura De Alamo**, Margaret Ayrward Center, CA; **Tyler Degener**, Drexel University College of Medicine, PA; **Jacquelyn Delaney**, Marianna De La Cruz, Charlotte-Mecklenburg Public Schools, NC; **Georgia Deming**, Johnson County Community College (JCC), KS; **Beverly De Nicola**, Capistrano Unified School District, CA; **Irena Dewey**, US Conversations; **Frances Tornabene De Sousa**, Pittsburgh Adult Education Center, CA; **Matthew Diamond**, The University of Texas at Austin, TX; **Beatriz Diaz**, Miami-Dade County Public Schools, FL; **Drudi Diaz**, Program Advisor, Adult & Career Services Center Hillsborough County Public Schools, FL; **Natasha Dollar**, North Orange County Community College District, CA; **Marion Donahue**, San Diego Adult School, CA; **Nick Doorn**, International Education Services, MI; **Mercedes Douglass**, Seminole Community College, FL; **Joan Dundas**, Brock University, ON (Canada); **Jennifer Eick-Magin**, Prairie State College, IL; **Jenny Elliott**, Montgomery College, MD; **Paige Endo**, Mt. Diablo Adult Education, CA; **Megan Ernst**, Glendale Community College, CA; **Elizabeth Escobar**, Robert Waters School, NJ; **Joanne Everett**, Dave Thomas Education Center, FL; **Jennifer Fadden**, Arlington Education and Employment Program (REEP), VA; **Crista Fagan**, East Side Adult Education, CA; **Jacqui Farrell**, Literacy Volunteers on the Green, CT; **Ross Feldberg**, Tufts University, MA; **Sheryl Ferguson**, Montwood High School, TX; **Emily Finn**, FDI Englewood, CO; **Dr. Robert Finkelstein**, Williamette Dental, OR; **Janet Fischer**, Lawrence Public Schools—Adult Learning Center, MA; **Dr. Monica Fishkin**, University of Central Florida, FL; **Jan Foley**, Wilbur Wright College, TX; **Colleges of Chicago**, IL; **Tim Foster**, San Jose Valley Adult Education Center, CA; **Nancy Frampont**, Reedley College, CA; **Lynn A. Freeland**, San Diego Union High School District, CA; **Sally A. Fox**, East Side Adult Education, CA; **Cathy Gampie**, San Leandro Adult School, CA; **Hillary Gardner**, Center for Immigrant Education and Training, NY; **Elizabeth Gibb**, Castro Valley Adult and Career Education, CA; **Martha C. Giffen**, Alhambra Unified School District, CA; **Ely Gillepsie**, City College San Francisco, CA; **Lisa Marcelle Gimbel**, Community Learning Center, MI; **Alli Gluck**, Hollywood Community Adult School, TX; **Richard Goldberg**, Asian American Civic Association, MA; **Carolyn Grebe**, The Hayward Center for Education & Careers (Adult School), CA; **Carolyn Grimsdill**, LaGuardia Community College, NY; **Cassell Gross**, Intercombi, CO; **William Gruenholz**, USD Adult School, CA; **Sandra G. Gutierrez**, Hialeah-Miami Lakes Adult Education Center, FL; **Conte Güzman-Hoffman**, Triton College, IL; **William J. Hall**, M.D. FACP/FRSM (UK); **Amanda Harless**, Palmetto High School, FL; **Kathy Harris**, Portland State University, OR; **Kay Hartley**, Fairfield-Suisun Adult School, CA; **Melissa Hassmann**, Northwest Iowa Community College, IA; **Mercedes Hearn**, Tampa Bay Technical Center, FL; **Christyann Helm**, Carlos Rosario International Public Charter School, VA; **Suzanne Hibbs**, East Side Adult Education, CA; **Lindsey Himanga**, Howatha Valley ABE, MN; **Marina Hooper**, Lake Technical College, FL; **Jill A. Horroch**, Arizona State University, AZ; **Roxana Hurtado**, Miami Dade Adult, FL; **Rachel Johnson**, MORE Multicultural School for

Empowerment, MN; **Randy Johnson**, Hartford Public Library, CT; **Sherry Joseph**, Miami Dade College, FL; **Elaine Kanakis**, The Hayward Center for Education and Careers, CA; **Phoebe Kang**, Brock University, ON (Canada); **Mary Kaufman**, Brewster Technical Center, FL; **Jeanne Kearney**, City College San Francisco Chinatown, CA; **Sallyann Kovacs**, The Hayward Center for Education & Careers (Adult School), CA; **Jennifer Lutzgo**, Lehigh Carbon Community College, PA; **Sandy Lawler**, East Side Adult Education, CA; **Xinhua Li**, City College of San Francisco, CA; **Renata Lima**, TALK International School of Languages, FL; **Luz M. Lopez**, Sweetwater Union High School District, CA; **Osama Lopez**, Breck Community College, NY; **Heather Lozano**, North Lake College, TX; **Marcia Luptak**, Elgin Community College, IL; **Betty Lynch**, Arlington Education and Employment Program (REEP), VA; **Matthew Lyter**, Tri-County OLC, PA; **Meera Madan**, REID Park Elementary School, NJ; **Julia Maffei**, Texas State IEP, TX; **Ivana Maria Thewer**, Charlotte-Mecklenburg Schools, NC; **Anna Mariani**, The English Center (TLC Online), FL; **Michael R. Mason**, Loma Vista Adult Center, CA; **Try Masters**, American Schools of Water for Ishmool, OR; **Debbie Matsumura**, CBET Program Moreland School District, CA; **Holley Mayville**, Charlotte-Mecklenburg Schools, NC; **Margaret McCabe**, United Methodist Cooperative Ministries, FL; **David McCarthy**, Stony Brook University, NY; **Todd McDonald**, Hillsborough Adult Education, FL; **Nancy A. McDonald**, ESL Consultant, LA; **Rebecca L. McLain**, Gaston College, NC; **John M. Mendoza**, Redlands Adult School, CA; **Nancy Meredith**, Austin Community College, TX; **Marcia Merriman**, Community College of Baltimore County, MD; **Bet Messner**, Santa Clara Adult Education Center, CA; **Holly Milkowitz**, Johnson County Community College, KS; **Jose Montes**, The English Center M-DCPS, FL; **Elaine Moore**, Esccondido Adult School, CA; **Lisa Munoz**, Metropolitan Education District, CA; **Mary Murphy-Clagett**, Sweetwater Union High School District, CA; **Jonetta Wyles**, Rockdale County High School, GA; **Marwan Nabil**, Troy High School, CA; **Dale Nave**, San Marcos Academy, TX; **Dr. Christine L. Nelson**, Salvation Army Community Center, FL; **Michael W. Newman**, Arlington Education and Employment Program (REEP), VA; **Vigora Nicolai**, Colorado Mountain College, CO; **Phoebe Nip**, East Side Adult Education, CA; **Rahana Nurat**, Huntington Beach Adult School, CA; **Cindy Oakley-Paulik**, Embury-Riddle Aeronautical University, FL; **Judy O'Loughlin**, TESOL, CA; **Brighton Ottomano**, Triton College, IL; **Rona Oranien**, Montgomery College, MD; **Lorena Orozco**, Catholic Charities, MN; **Allison Pickering**, Esccondido Adult School, CA; **Odette Pettrini**, Huron High School, MI; **Eileen Purcell**, Clatsop Community College, OR; **Teresa Reese**, East Side Adult Education, CA; **Joan Renold**, Fairfax County Public Schools—ACE, VA; **Carmen Rivera-Diaz**, Calvary Church; **Fatima Roganowa**, The Hayward Center for Education & Careers (Adult School), CA; **Rosa Rojo**, Esccondido Adult School, CA; **Lemaine Romero**, Houston Community College, TX; **Phoebe B. Rouse**, Louisiana State University, LA; **Dr. Susan Rouse**, Southern Wesleyan University, SC; **Blair Roy**, Chapman Education Center, CA; **Sharon Saylor**, The Hayward Center for Education & Careers (Adult School), CA; **Margaret Schaefer**, Round Rock ISD, TX; **Arlene R. Schwartz**, Broward Community Schools, FL; **Geraldine Blake Scott**, Truman College, IL; **Sharada Sekar**, Antioch High School Freshman Academy, TN; **Denise Sellick**, City College San Francisco Civic Center, CA; **Dr. Cheryl J. Serrano**, Lynn University, FL; **Janet Setabekian**, United Methodist Cooperative Ministries, FL; **Terry Shearer**, EDUCALL Learning Services, TX; **Rob Sheppard**, Quincy Asian Resources, Inc., MA; **Dr. Ira M. Sheskin**, University of Miami, FL; **Glenda Sinks**, Community College of Denver, CO; **Elisabeth Sklar**, Township High School District 113, IL; **Jacqueline Sport**, LBWCC Luverne Center, AL; **Kathryn Spyskma**, The Hayward Center for Education & Careers (Adult School), CA; **Linda Steele**, Black Hawk College, IL; **Robert Stein**, BEGIN Managed Programs, NJ; **Martin Steinman**, Canal Alliance, CA; **Ruth Stout**, Township High School District 113, IL; **Alisa Takeuchi**, Chapman Education Center, CA; **Grace Tanaka**, Santa Ana College School of Continuing Education, CA; **Annalisa Te**, East Side Adult Education, CA; **Oscar Tellez**, Daley College, IL; **Fotini Terzi**, University of Texas at Austin, TX; **Geneva Tesh**, Houston Community College, TX; **Maliko Tomizawa**, D.D.S., NY; **Don Turkiewicz**, South Bay Adult School, CA; **Francisco Torres**, Olive-Harvey College, IL; **Shawn Tran**, East Side Adult Education, CA; **Serife Turkol**, Literary Council of Northern Virginia, VA; **Cristina Urene**, CC/Tech Center, FL; **Malibeth Vafai**, East Side Adult Education, CA; **Charlotte van Loenen**, McCabe, MD; **Tara Vasquez**, Robert Waters School, NJ; **Nina Velasco**, Naples Language Center, FL; **Colin Ward**, Lone Star College—North Harris, TX; **Theresa Warren**, East Side Adult Center, CA; **Lucie Gates Wabell**, Town Hall, IL; **Wendy Weil**, Arnold Middle School, TX; **Patricia Weist**, TALK International School of Languages, FL; **Dr. Carole Lynn Weist**, Lehman College, NY; **Desiree Wesner**, Robert Waters School, NJ; **David Wezler**, Napa Valley Adult School, CA; **Kathy Wiseman**, Black Hawk College, IL; **Cynthia Wiseman**, Borough of Manhattan Community College, NY; **Nancy Whitman**, University of Arkansas Community College at Batesville, AR; **Debbie Cullane Wood**, Lincoln Education Center, CA; **Banu Yaylali**, Miami Dade College, FL; **Hongyan Zheng**, Milpitas Adult Education, Milpitas, CA; **Yelena Zimon**, Fremont Adult and Continuing Education, CA; **Arlene Zivitz**, ESOL Teacher, FL

Table of Contents

Introduction	viii–ix
------------------------	---------



1. Everyday Language

1.1 Meeting and Greeting	2–3
1.2 Personal Information	4
1.3 School	5
1.4 A Classroom	6–7
1.5 Studying	8–9
1.6 Succeeding in School	10
1.7 A Day at School	11
1.8 Everyday Conversation	12
1.9 Weather	13
1.10 The Telephone	14–15
1.11 Numbers	16
1.12 Measurements	17
1.13 Time	18–19
1.14 The Calendar	20–21
1.15 Calendar Events	22
1.16 Describing Things	23
1.17 Colors	24
1.18 Prepositions	25
1.19 Money	26
1.20 Shopping	27
1.21 Same and Different	28–29



2. People

2.1 Adults and Children	30–31
2.2 Describing People	32
2.3 Describing Hair	33
2.4 Families	34–35
2.5 Childcare and Parenting	36–37
2.6 Daily Routines	38–39
2.7 Life Events and Documents	40–41
2.8 Feelings	42–43
2.9 A Family Reunion	44–45



3. Housing

3.1 The Home	46–47
3.2 Finding a Home	48–49
3.3 Apartments	50–51
3.4 Different Places to Live	52
3.5 A House and Yard	53
3.6 A Kitchen	54
3.7 A Dining Area	55
3.8 A Living Room	56
3.9 A Bathroom	57
3.10 A Bedroom	58
3.11 The Kids' Bedroom	59
3.12 Housework	60
3.13 Cleaning Supplies	61
3.14 Household Problems and Repairs	62–63
3.15 The Tenant Meeting	64–65



4. Food

4.1	Back from the Market	66–67
4.2	Fruit	68
4.3	Vegetables	69
4.4	Meat and Poultry	70
4.5	Seafood and Deli	71
4.6	A Grocery Store	72–73
4.7	Containers and Packaging	74
4.8	Weights and Measurements	75
4.9	Food Preparation and Safety	76–77
4.10	Kitchen Utensils	78
4.11	A Fast Food Restaurant	79
4.12	A Coffee Shop Menu	80–81
4.13	A Restaurant	82–83
4.14	The Farmers' Market	84–85



5. Clothing

5.1	Everyday Clothes	86–87
5.2	Casual, Work, and Formal Clothes	88–89
5.3	Seasonal Clothing	90
5.4	Underwear and Sleepwear	91
5.5	Workplace Clothing	92–93
5.6	Shoes and Accessories	94–95
5.7	Describing Clothes	96–97
5.8	Making Clothes	98–99
5.9	Making Alterations	100
5.10	Doing the Laundry	101
5.11	A Garage Sale	102–103



6. Health

6.1	The Body	104–105
6.2	Inside and Outside the Body	106–107
6.3	Personal Hygiene	108–109
6.4	Symptoms and Injuries	110
6.5	Medical Care	111
6.6	Illnesses and Medical Conditions	112–113
6.7	A Pharmacy	114–115
6.8	Taking Care of Your Health	116–117
6.9	Medical Emergencies	118
6.10	First Aid	119
6.11	Dental Care	120
6.12	Health Insurance	121
6.13	A Hospital	122–123
6.14	A Health Fair	124–125



7. Community

7.1	Downtown	126–127
7.2	City Streets	128–129
7.3	An Intersection	130–131
7.4	A Mall	132–133
7.5	The Bank	134
7.6	The Library	135

Contents

7. Community (continued)

7.7	The Post Office	136–137
7.8	Department of Motor Vehicles (DMV)	138–139
7.9	Government and Military Service	140–141
7.10	Civic Engagement	142–143
7.11	The Legal System	144
7.12	Crime	145
7.13	Public Safety	146
7.14	Cyber Safety	147
7.15	Emergencies and Natural Disasters	148–149
7.16	Emergency Procedures	150–151
7.17	Community Cleanup	152–153



8. Transportation

8.1	Basic Transportation	154–155
8.2	Public Transportation	156
8.3	Prepositions of Motion	157
8.4	Traffic Signs	158
8.5	Directions and Maps	159
8.6	Cars and Trucks	160
8.7	Buying and Maintaining a Car	161
8.8	Parts of a Car	162–163
8.9	An Airport	164–165
8.10	A Road Trip	166–167



9. Job Search

9.1	Job Search	168–169
9.2	Jobs and Occupations A–C	170
9.3	Jobs and Occupations C–H	171
9.4	Jobs and Occupations H–P	172
9.5	Jobs and Occupations P–W	173
9.6	Career Planning	174–175
9.7	Job Skills	176
9.8	Office Skills	177
9.9	Soft Skills	178
9.10	Interview Skills	179
9.11	First Day on the Job	180–181



10. The Workplace

10.1	The Workplace	182–183
10.2	Inside a Company	184
10.3	Manufacturing	185
10.4	Landscaping and Gardening	186
10.5	Farming and Ranching	187
10.6	Office Work	188–189
10.7	Information Technology (IT)	190–191
10.8	A Hotel	192
10.9	Food Service	193
10.10	Tools and Building Supplies	194–195
10.11	Construction	196
10.12	Job Safety	197
10.13	A Bad Day at Work	198–199



11. Academic Study

11.1 Schools and Subjects	200–201
11.2 English Composition	202–203
11.3 Mathematics	204–205
11.4 Science	206–207
11.5 U.S. History	208
11.6 World History	209
11.7 Digital Literacy	210–211
11.8 Internet Research	212–213
11.9 Geography and Habitats	214
11.10 The Universe	215
11.11 Trees and Plants	216
11.12 Flowers	217
11.13 Marine Life, Amphibians, and Reptiles	218–219
11.14 Birds, Insects, and Arachnids	220
11.15 Domestic Animals and Rodents	221
11.16 Mammals	222–223
11.17 Energy and the Environment	224–225
11.18 A Graduation	226–227



12. Recreation

12.1 Places to Go	228–229
12.2 The Park and Playground	230
12.3 The Beach	231
12.4 Outdoor Recreation	232
12.5 Winter and Water Sports	233
12.6 Individual Sports	234
12.7 Team Sports	235
12.8 Sports Verbs	236
12.9 Sports Equipment	237
12.10 Hobbies and Games	238–239
12.11 Electronics and Photography	240–241
12.12 Entertainment	242–243
12.13 Music	244
12.14 Holidays	245
12.15 A Birthday Party	246–247

Verb Guide	248–250
How to Use the Index	251
Index	251–287
Research Bibliography	288

The Oxford Picture Dictionary Third Edition provides unparalleled support for vocabulary teaching and language development.

- Illustrations present over 4,000 English words and phrases within **meaningful, real-life contexts**.
- **New and expanded topics** including job search, career planning, and digital literacy prepare students to meet the requirements of their daily lives.
- Updated activities prepare students for **work, academic study, and citizenship**.
- **Oxford 3000 vocabulary** ensures students learn the most useful and important words.

Color coding and icons make it easy to navigate through OPD.

Vibrant illustrations and rich contexts improve vocabulary acquisition.

Subtopics present the words in easy-to-learn "chunks."

Revised practice activities help students develop academic and workforce skills.

Food Service

A Restaurant Kitchen



1. short-order cook

2. dishwasher

3. walk-in freezer

4. food preparation worker

5. storeroom

6. sous-chef

7. head chef / executive chef

Restaurant Dining



8. server

9. diner

10. buffet



11. maître d'

12. headwaiter

13. bus person



14. banquet room

15. runner

16. caterer

More vocabulary

line cook; short-order cook
walk staff; servers, headwaiters, and runners

Think about it. Discuss.

1. What is the hardest job in a hotel or restaurant? Explain.
(Being a _____ is hard because these workers have to _____.)
2. Pick two jobs on these pages. Compare them.

Intro pages open each unit with key vocabulary related to the unit theme. Clear, engaging artwork promotes questions, conversations, and writing practice for all levels.

Info Search

What do you know?

1. What is a web page?
2. What is information?
3. What is a search engine?
4. What are search results?
5. What is a web browser?
6. What is a search engine?
7. What is a search engine?
8. What is a search engine?
9. What is a search engine?
10. What is a search engine?
11. What is a search engine?
12. What is a search engine?

What do you want to know?

1. How do I search for information?
2. How do I use a search engine?
3. How do I find a web page?
4. How do I find a search engine?

What do you need to know?

1. How do I search for information?
2. How do I use a search engine?
3. How do I find a web page?
4. How do I find a search engine?

What do you want to do?

1. How do I search for information?
2. How do I use a search engine?
3. How do I find a web page?
4. How do I find a search engine?

Each introductory topic teaches vocabulary items within the unit theme.

Differentiated practice activities support multilevel instruction.

Story pages close each unit with a lively scene for reviewing vocabulary and teaching additional language. Meanwhile, rich visual contexts recycle words from the unit.

Community Cleanup

What do you see in the picture?

1. What do you see in the picture?
2. What do you see in the picture?
3. What do you see in the picture?
4. What do you see in the picture?

Read the story

Community Cleanup

It was a sunny day in the town square. The shops were open and the people were happy. The children were playing in the park. The old man was sitting on a bench. The young woman was walking. The dog was barking. The cat was meowing. The bird was singing. The flower was blooming. The tree was growing. The sun was shining. The moon was shining. The stars were shining. The world was beautiful.

What do you think?

1. What do you think?
2. What do you think?
3. What do you think?
4. What do you think?

What do you want to do?

1. What do you want to do?
2. What do you want to do?
3. What do you want to do?
4. What do you want to do?

Pre-reading questions build students' previewing and predicting skills.

End-of-unit readings promote literacy skills.

Post-reading questions support critical thinking and textual analysis skills.

The word list previews key vocabulary that students will encounter in the story.



Meeting and Greeting

- A. Say, "Hello."
- B. Ask, "How are you?"
- C. Respond, "Fine, thanks."
- D. Introduce yourself.
- E. Smile.
- F. Hug.
- G. Wave.




Tell your partner what to do. Take turns.

- 1. Say, "Hello."
- 2. Bow.
- 3. Smile.
- 4. Shake hands.
- 5. Wave.
- 6. Say, "Goodbye."

Dictate to your partner. Take turns.

- A: Write smile.
- B: Is it spelled s-m-i-l-e?
- A: Yes, that's right.



H. Greet people.

I. Bow.

J. Introduce a friend.

K. Shake hands.

L. Kiss.

M. Say, "Goodbye."

Ways to greet people

Good morning.
Good afternoon.
Good evening.

Ways to introduce yourself

I'm Tom.
My name is Tom.
Hello. I'm Tom Muñoz.

Pair practice. Make new conversations.

A: Good morning. My name is Tom.
B: Nice to meet you, Tom. I'm Sara.
A: Nice to meet you, Sara.



Personal Information



A. Say your name.



B. Spell your name.



C. Print your name.



D. Type your name.



E. Sign your name.

Filling Out a Form



20. Carlos R. Soto

https://www.registrationformOPD.com

1. name

2. first name 3. middle initial 4. last name

address

5. street address 6. apartment number 7. city 8. state 9. ZIP code

work phone () -

10. area code 11. phone number

additional numbers

12. home phone () -

13. cell phone () -

14. date of birth (DOB) 15. place of birth (POB)

16. gender ☐ 17. male ☐ 18. female ☐

19. Social Security number

20. signature

Pair practice. Make new conversations.

A: My first name is Carlos.

B: Please spell Carlos for me.

A: C-a-r-l-o-s.

Internet Research: popular names

Type "SSA, top names 100 years" in the search bar.

Report: According to the SSA list, James is the number 1 male name.

Campus



1. quad
2. field
3. bleachers
4. principal
5. assistant principal

Administrators



6. counselor
7. classroom
8. teacher
9. restrooms
10. hallway

Around Campus



11. locker
12. main office
13. clerk
14. cafeteria
15. computer lab
16. teacher's aide



17. library
18. auditorium
19. gym
20. coach
21. track



More vocabulary

Students do not pay to attend a **public school**.

Students pay to attend a **private school**.

A church, mosque, or temple school is a **parochial school**.

Use contractions and talk about the pictures.

He is = He's

It is = It's

He's a teacher.

She is = She's

They are = They're

They're students.



1. whiteboard

3. chalkboard

5. LCD projector

7. desk

2. screen

4. teacher / instructor

6. student

8. headphones



A. Raise your hand.



B. Talk to the teacher.



C. Listen to a recording.



D. Stand up.



E. Write on the board.



F. Sit down. / Take a seat.



G. Open your book.



H. Close your book.



I. Pick up the pencil.



J. Put down the pencil.



9. clock

11. chair

13. alphabet

15. computer

10. bookcase

12. map

14. bulletin board

16. document camera



17. dry erase marker

21. (pencil) eraser

25. highlighter

29. notebook paper

18. chalk

22. pen

26. textbook

30. spiral notebook

19. eraser

23. pencil sharpener

27. workbook

31. learner's dictionary

20. pencil

24. permanent marker

28. 3-ring binder / notebook

32. picture dictionary

Grammar Point: there is / there are

There is a map. There are 15 students.

Describe your classroom. Take turns.

A: *There's a clock. B:* *There are 20 chairs.*

Survey your class. Record the responses.

1. Do you prefer pens or pencils?
 2. Do you prefer talking or listening?
- Report:** *Most of us... Some of us...*



Learning New Words



A. Look up the word.



B. Read the definition.



C. Translate the word.



D. Check the pronunciation.



E. Copy the word.



F. Draw a picture.

Working with Your Classmates



G. Discuss a problem.



H. Brainstorm solutions / answers.



I. Work in a group.



J. Help a classmate.

Working with a Partner



K. Ask a question.



L. Answer a question.



M. Share a book.



N. Dictate a sentence.


Following Directions



O. Fill in the blank.



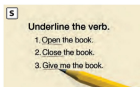
P. Choose the correct answer.




Q. Circle the answer.




R. Cross out the word.



S. Underline the word.




T. Match the items.




U. Check the correct boxes.



V. Label the picture.



W. Unscramble the words.



X. Put the sentences in order.



Y. Take out a piece of paper.



Z. Put away your books.

Survey your class. Record the responses.

1. Do you prefer to study in a group or with a partner?
2. Do you prefer to translate or draw new words?

Report: Most of us... Some of us...

Identify Tom's problem. Brainstorm solutions.

Tom wants to study English with a group. He wants to ask his classmates, "Do you want to study together?" but he's embarrassed.



Succeeding in School

Ways to Succeed



A. Set goals.



B. Participate in class.



C. Take notes.



D. Study at home.



E. Pass a test.



F. Ask for help. / Request help.



G. Make progress.



H. Get good grades.

Taking a Test



1. test booklet



2. answer sheet

NAME	Lee, Jung
SCORE	25/40

3. score

Numeric Grade	Standard Grade	Grade Point Average
90%-100%	A	4.0
80%-89%	B	3.0
70%-79%	C	2.0
60%-69%	D	1.0
Less than 60%	F (Fail)	0.0

4. grades



5. online test



I. Clear off your desk.



J. Work on your own.




K. Bubble in the answer.



L. Check your work.



M. Erase the mistake.




N. Correct the mistake.



O. Hand in your test.



P. Submit your test.



- A. Walk to class.
- B. Run to class.
- C. Enter the room.
- D. Turn on the lights.
- E. Lift / Pick up the books.
- F. Carry the books.
- G. Deliver the books.
- H. Take a break.
- I. Eat.
- J. Drink.
- K. Buy a snack.
- L. Have a conversation.
- M. Go back to class.
- N. Throw away trash.
- O. Leave the room.
- P. Turn off the lights.

Grammar Point: present continuous

Use **be + verb + ing** (What are they doing?)

He is walking. They are talking.

Note: run—running leave—leaving [e]

Look at the pictures. Describe what is happening.

A: They are entering the room.

B: He is walking.

C: She's eating.



Everyday Conversation

A. start a conversation

B. make small talk



C. compliment someone

D. thank someone

E. offer something

F. refuse an offer



G. apologize

H. accept an apology

I. invite someone

J. accept an invitation

K. decline an invitation



L. agree

M. disagree

N. explain something

O. check your understanding



More vocabulary

accept a compliment: to thank someone for a compliment

make a request: to ask for something

Pair practice. Follow the directions.

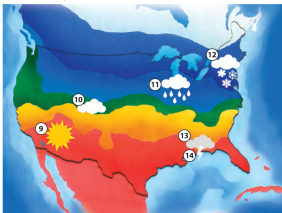
1. Start a conversation with your partner.
2. Make small talk with your partner.
3. Compliment each other.

Temperature

1. Fahrenheit
2. Celsius
3. hot
4. warm
5. cool
6. cold
7. freezing
8. degrees



A Weather Map



9. sunny / clear

11. rain

13. thunderstorm

10. cloudy

12. snow

14. lightning

Weather Conditions



15. heat wave



16. smoggy



17. humid



18. hurricane



19. windy



20. dust storm



21. foggy



22. hail



23. icy



24. snowstorm / blizzard

Ways to talk about the weather

It's sunny and hot in Dallas.

It's raining in Chicago.

Rome is having thunderstorms.

Internet Research: weather

Type any city and "weather" in the search bar.

Report: It's cloudy in L.A. It's 70 degrees.



The Telephone



1. phone line

4. handset / receiver

7. pound key

10. charger plug

2. phone jack

5. keypad

8. cell phone

11. strong signal

3. base

6. star key

9. charger cord

12. weak signal



13. headset



14. Bluetooth headset

15. contact list

16. missed call



17. voice mail

18. text message



19. Internet phone call



20. operator



21. directory assistance



22. automated phone system



23. phone card



24. access number



25. smartphone



26. TDD*

Reading a Phone Bill

27. carrier

28. area code

29. phone number

30. billing period

31. monthly charges

32. additional charges

BILL SUMMARY			HORIZON	
(28)	(29)	(30)		
For 823-550-1357				
From May 15, 2018 to June 14, 2018				
(31)	5/15 - 6/14 charges		\$40.00	
(32)	Other charges		\$5.34	
	Tax		\$9.84	
	TOTAL CHARGES		\$55.18	

Types of Charges



33. local call



34. long-distance call



35. international call



36. data

Making a Phone Call



A. Dial the phone number.



B. Press "talk".



C. Talk on the phone.



D. Hang up. / End the call.

Making an Emergency Call



E. Dial 911.



F. Give your name.



G. State the emergency.



H. Stay on the line.



SAN DIEGO
235 miles



Cardinal Numbers

0 zero	20 twenty
1 one	21 twenty-one
2 two	22 twenty-two
3 three	23 twenty-three
4 four	24 twenty-four
5 five	25 twenty-five
6 six	30 thirty
7 seven	40 forty
8 eight	50 fifty
9 nine	60 sixty
10 ten	70 seventy
11 eleven	80 eighty
12 twelve	90 ninety
13 thirteen	100 one hundred
14 fourteen	101 one hundred one
15 fifteen	1,000 one thousand
16 sixteen	10,000 ten thousand
17 seventeen	100,000 one hundred thousand
18 eighteen	1,000,000 one million
19 nineteen	1,000,000,000 one billion




Ordinal Numbers

1st first	16th sixteenth
2nd second	17th seventeenth
3rd third	18th eighteenth
4th fourth	19th nineteenth
5th fifth	20th twentieth
6th sixth	21st twenty-first
7th seventh	30th thirtieth
8th eighth	40th fortieth
9th ninth	50th fiftieth
10th tenth	60th sixtieth
11th eleventh	70th seventieth
12th twelfth	80th eightieth
13th thirteenth	90th ninetieth
14th fourteenth	100th one hundredth
15th fifteenth	1,000th one thousandth

Roman Numerals

I = 1	VII = 7	XXX = 30
II = 2	VIII = 8	XL = 40
III = 3	IX = 9	L = 50
IV = 4	X = 10	C = 100
V = 5	XV = 15	D = 500
VI = 6	XX = 20	M = 1,000





A. divide



B. calculate



C. measure



D. convert

Fractions and Decimals



1. one whole
 $1 = 1.00$



2. one half
 $1/2 = .5$



3. one third
 $1/3 = .333$



4. one fourth
 $1/4 = .25$



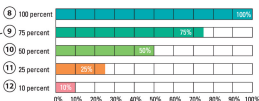
5. one eighth
 $1/8 = .125$

Percents



6. calculator

7. decimal point



Measurement

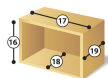


13. ruler

15. inch [in.]

14. centimeter [cm]

Dimensions



16. height

18. depth

17. length

19. width

Equivalencies

12 inches = 1 foot
 3 feet = 1 yard
 1,760 yards = 1 mile
 1 inch = 2.54 centimeters
 1 yard = .91 meter
 1 mile = 1.6 kilometers



Time

Telling Time



1. hour



2. minutes



3. seconds



4. a.m.



5. p.m.



6. 1:00
one o'clock



7. 1:05
one-oh-five
five after one



8. 1:10
one-ten
ten after one



9. 1:15
one-fifteen
a quarter after one



10. 1:20
one-twenty
twenty after one



11. 1:30
one-thirty
half past one



12. 1:40
one-forty
twenty to two



13. 1:45
one-forty-five
a quarter to two

Times of Day



14. sunrise



15. morning



16. noon



17. afternoon



18. sunset



19. evening



20. night



21. midnight

Ways to talk about time

I wake up at 6:30 a.m.

I wake up at 6:30 in the morning.

I wake up at 6:30.

Pair practice. Make new conversations.

A: What time do you wake up on weekdays?

B: At 6:30 a.m. How about you?

A: I wake up at 7:00.



22. early



23. on time



24. late



25. daylight saving time



26. standard time



Time Zones



27. Hawaii-Aleutian time

29. Pacific time

31. Central time

33. Atlantic time

28. Alaska time

30. Mountain time

32. Eastern time

34. Newfoundland time

Survey your class. Record the responses.

1. When do you watch television? study? relax?
2. Do you like to stay up after midnight?

Report: Most of us... Some of us...

Think about it. Discuss.

1. What is your favorite time of day? Why?
2. Do you think daylight saving time is a good idea?
3. What's good about staying up after midnight?

1. date
2. day
3. month
4. year



5. today
6. tomorrow
7. yesterday

Days of the Week

8. Sunday
9. Monday
10. Tuesday
11. Wednesday
12. Thursday
13. Friday
14. Saturday

< MAY >						
8	9	10	11	12	13	14
SUN	MON	TUE	WED	THU	FRI	SAT
1	2	3	4	5	6	7
8	9	10	11	12	13	14
15	16	17	18	19	20	21
22	23	24	25	26	27	28
29	30	31				

15. week
16. weekdays
17. weekend

Frequency

18. last week
19. this week
20. next week

< MAY >						
SUN	MON	TUE	WED	THU	FRI	SAT
1	2	3	4	5	6	7
8	9	10	11	12	13	14
15	16	17	18	19	20	21
22	23	24	25	26	27	28
29	30	31				

SUN	MON	TUE	WED	THU	FRI	SAT
X	X	X	X	X	X	X

SUN	MON	TUE	WED	THU	FRI	SAT

SUN	MON	TUE	WED	THU	FRI	SAT

21. every day / daily
22. once a week
23. twice a week
24. three times a week

Ways to say the date

Today is May 10th. It's the tenth.
 Yesterday was May 9th.
 The party is on May 21st.

Pair practice. Make new conversations.

A: The test is on Friday, June 14th.
 B: Did you say Friday, the fourteenth?
 A: Yes, the fourteenth.

25 < JAN > SUN MON TUE WED THU FRI SAT 2 3 4 5 6 7 8 9 10 11 12 13 14 15 16 17 18 19 20 21 22 23 24 25 26 27 28 29 30 31	26 < FEB > SUN MON TUE WED THU FRI SAT 1 2 3 4 5 6 7 8 9 10 11 12 13 14 15 16 17 18 19 20 21 22 23 24 25 26 27 28	27 < MAR > SUN MON TUE WED THU FRI SAT 1 2 3 4 5 6 7 8 9 10 11 12 13 14 15 16 17 18 19 20 21 22 23 24 25 26 27 28 29 30 31
28 < APR > SUN MON TUE WED THU FRI SAT 1 2 3 4 5 6 7 8 9 10 11 12 13 14 15 16 17 18 19 20 21 22 23 24 25 26 27 28 29 30	29 < MAY > SUN MON TUE WED THU FRI SAT 1 2 3 4 5 6 7 8 9 10 11 12 13 14 15 16 17 18 19 20 21 22 23 24 25 26 27 28 29 30 31	30 < JUN > SUN MON TUE WED THU FRI SAT 1 2 3 4 5 6 7 8 9 10 11 12 13 14 15 16 17 18 19 20 21 22 23 24 25 26 27 28 29 30
31 < JUL > SUN MON TUE WED THU FRI SAT 1 2 3 4 5 6 7 8 9 10 11 12 13 14 15 16 17 18 19 20 21 22 23 24 25 26 27 28 29 30 31	32 < AUG > SUN MON TUE WED THU FRI SAT 1 2 3 4 5 6 7 8 9 10 11 12 13 14 15 16 17 18 19 20 21 22 23 24 25 26 27 28 29 30 31	33 < SEP > SUN MON TUE WED THU FRI SAT 1 2 3 4 5 6 7 8 9 10 11 12 13 14 15 16 17 18 19 20 21 22 23 24 25 26 27 28 29 30
34 < OCT > SUN MON TUE WED THU FRI SAT 1 2 3 4 5 6 7 8 9 10 11 12 13 14 15 16 17 18 19 20 21 22 23 24 25 26 27 28 29 30 31	35 < NOV > SUN MON TUE WED THU FRI SAT 1 2 3 4 5 6 7 8 9 10 11 12 13 14 15 16 17 18 19 20 21 22 23 24 25 26 27 28 29 30	36 < DEC > SUN MON TUE WED THU FRI SAT 1 2 3 4 5 6 7 8 9 10 11 12 13 14 15 16 17 18 19 20 21 22 23 24 25 26 27 28 29 30 31

Months of the Year

- 25. January
- 26. February
- 27. March
- 28. April
- 29. May
- 30. June
- 31. July
- 32. August
- 33. September
- 34. October
- 35. November
- 36. December

Seasons

- 37. spring
- 38. summer
- 39. fall / autumn
- 40. winter



Dictate to your partner. Take turns.

- A: Write Monday.
 B: Is it spelled M-o-n-d-a-y?
 A: Yes, that's right.

Survey your class. Record the responses.

- What is the busiest day of your week?
 - What is your favorite day?
- Report: Ten of us said Monday is our busiest day.



1. birthday



2. wedding



3. anniversary



4. appointment



5. parent-teacher conference



6. vacation



7. religious holiday



8. legal holiday

Legal Holidays



9. New Year's Day



10. Martin Luther King Jr. Day



11. Presidents' Day



12. Memorial Day



13. Fourth of July / Independence Day



14. Labor Day



15. Columbus Day



16. Veterans Day



17. Thanksgiving



18. Christmas



19. Christmas

Pair practice. Make new conversations.

A: When is your birthday?

B: It's on January 31st. How about yours?

A: It's on December 22nd.

Internet Research: independence day

Type "independence day, world" in the search bar.

Report: Peru celebrates its independence on 7/28.

1. little hand



2. big hand



3. fast speed



4. slow speed



5. hard chair



6. soft chair



7. thick book



8. thin book



9. full glass



10. empty glass

11. noisy children /
loud children

12. quiet children



13. heavy box



14. light box



15. same color



16. different colors



17. bad news



18. good news



19. expensive ring



20. cheap ring



21. beautiful view



22. ugly view



23. easy problem

24. difficult problem /
hard problem**Survey your class. Record the responses.**

- Are you a slow walker or a fast walker?
 - Do you prefer loud parties or quiet parties?
- Report: Five of us prefer quiet parties.

Use the new words.

Look at pages 154–155. Describe the things you see.

A: The subway is full.B: The motorcycle is noisy.



Basic Colors

- | | |
|-----------|-----------------|
| 1. red | 7. pink |
| 2. yellow | 8. violet |
| 3. blue | 9. turquoise |
| 4. orange | 10. dark blue |
| 5. green | 11. light blue |
| 6. purple | 12. bright blue |

Neutral Colors

- | |
|-------------------|
| 13. black |
| 14. white |
| 15. gray |
| 16. cream / ivory |
| 17. brown |
| 18. beige / tan |

Survey your class. Record the responses.

1. What colors are you wearing today?
 2. What colors do you like? What colors do you dislike?
- Report:** *Most of us... Some of us...*

Use the new words. Look at pages 86–87.

Take turns naming the colors you see.

A: *His shirt is blue.*

B: *Her shoes are white.*



1. The yellow sweaters are **on the left**.
2. The purple sweaters are **in the middle**.
3. The brown sweaters are **on the right**.
4. The red sweaters are **above** the blue sweaters.
5. The blue sweaters are **below** the red sweaters.
6. The turquoise sweater is **in** the box.
7. The white sweater is **in front of** the black sweater.
8. The black sweater is **behind** the white sweater.
9. The violet sweater is **next to** the gray sweater.
10. The gray sweater is **under** the orange sweater.
11. The orange sweater is **on** the gray sweater.
12. The green sweater is **between** the pink sweaters.

More vocabulary

near: in the same area

far from: not near

Role play. Make new conversations.

A: Excuse me. Where are the red sweaters?

B: They're on the left, above the blue sweaters.

A: Thanks very much.



Money

Coins



1. $\$.01 = 1\text{c}$
a penny / 1 cent

2. $\$.05 = 5\text{c}$
a nickel / 5 cents

3. $\$.10 = 10\text{c}$
a dime / 10 cents

4. $\$.25 = 25\text{c}$
a quarter / 25 cents

5. $\$.50 = 50\text{c}$
a half dollar

6. $\$1.00$
a dollar coin

Bills



7. $\$1.00$
a dollar

8. $\$5.00$
five dollars

9. $\$10.00$
ten dollars



10. $\$20.00$
twenty dollars

11. $\$50.00$
fifty dollars

12. $\$100.00$
one hundred dollars



A. Get change.



B. Borrow money.

C. Lend money.



D. Pay back the money.

Pair practice. Make new conversations.

A: Do you have change for a dollar?

B: Sure. How about two quarters and five dimes?

A: Perfect!

Identify Mark's problem. Brainstorm solutions.

Mark doesn't like to lend money. His boss, Lia, asks, "Can I borrow \$20.00?" What can Mark say? What will Lia say?

Ways to Pay



A. pay cash



B. use a credit card



C. use a debit card




D. write a (personal) check



E. use a gift card



F. cash a traveler's check



1. price tag

3. sale price

5. SKU number

7. price / cost

9. total

2. regular price

4. bar code

6. receipt

8. sales tax

10. cash register



G. buy / pay for



H. return



I. exchange



Same and Different



1. twins

3. matching

5. navy blue

A. shop

2. sweater

4. disappointed

6. happy

B. keep



What do you see in the pictures?

1. Who is the woman shopping for?
2. Does she buy matching sweaters or different sweaters?
3. How does Anya feel about her green sweater? What does she do?
4. What does Manda do with her sweater?



Read the story.

Same and Different

Mrs. Kumar likes to shop for her twins. Today she's looking at sweaters. There are many different colors on sale. Mrs. Kumar chooses two matching green sweaters.

The next day, Manda and Anya open their gifts. Manda likes the green sweater, but Anya is disappointed. Mrs. Kumar understands the problem. Anya wants to be different.

Manda keeps her sweater, but Anya goes to the store. She exchanges her green sweater for a navy blue sweater. It's an easy answer to Anya's problem. Now the twins can be warm, happy, and different.

Reread the story.

1. Underline the last sentence in each paragraph. Why are these sentences important?
2. Retell the story in your own words.

What do you think?

3. Imagine you are Anya. Would you keep the sweater or exchange it? Why?



Adults and Children

1. man
2. woman
3. women
4. men
5. senior citizen



Listen and point. Take turns.

A: Point to a woman.

B: Point to a senior citizen.

A: Point to an infant.

Dictate to your partner. Take turns.

A: Write woman.

B: Is that spelled w-o-m-a-n?

A: Yes, that's right, woman.



6. infant

7. baby

8. toddler

9. 6-year-old boy

10. 10-year-old girl

11. teenager / teen

Ways to talk about age

1 month–3 months old = **infant**

18 months–3 years old = **toddler**

3 years old–12 years old = **child**

13–19 years old = **teenager**

18+ years old = **adult**

62+ years old = **senior citizen**

Pair practice. Make new conversations.

A: How old is Sandra?

B: She's 13 years old.

A: Wow, she's a teenager now!