

2<sup>nd</sup> edition

# Got it!



Student Book  
& Workbook



Includes:  
**Online Workbook**  
enhanced with  
**extra activities**

Philippa Bowen & Denis Delaney  
Diana Pye

OXFORD







2<sup>nd</sup> edition

# Got it!



Student Book  
& Workbook

Philippa Bowen  
Denis Delaney  
Diana Pye

**OXFORD**  
UNIVERSITY PRESS



# Contents

## Welcome

page 4

● Classroom language ● The alphabet ● Numbers 1-100 ● Colors

Unit	Vocabulary	Grammar
<b>1</b> <b>Hi, I'm Jacob</b> page 10	Countries and nationalities	Subject pronouns <i>be</i> : Simple present (affirmative) Possessive adjectives The indefinite article: <i>a / an</i>
<b>2</b> <b>Who's Lucia?</b> page 18	The family	<i>be</i> : Simple present (negative, <i>yes / no</i> questions and short answers) Question words
<b>Review A:</b> page 26 <b>Extra communication A:</b> page 27 <b>Culture club A:</b> page 28		
<b>3</b> <b>There's a pizza under the bed!</b> page 30	House and furniture	Prepositions of place <i>There is / isn't, There are / aren't</i> (affirmative and negative) <i>Is there ...? / Are there ...?</i> ( <i>yes / no</i> questions and short answers) Plural nouns (regular plurals, spelling variations, and irregular plurals)
<b>4</b> <b>Whose music is this?</b> page 38	Possessions	<i>Whose ...?</i> and the possessive <i>'s</i> Demonstratives: <i>this, that, these, those</i>
<b>Review B:</b> page 46 <b>Extra communication B:</b> page 47 <b>Culture club B:</b> page 48		
<b>Remember:</b> pages 50-51		
<b>5</b> <b>Here he comes now</b> page 52	Daily routines	Simple present (affirmative, spelling variations, pronunciation) Prepositions of time: <i>on, in, at</i> Adverbs of frequency
<b>6</b> <b>He doesn't want to play soccer!</b> page 60	School subjects	Simple present (negative, <i>yes / no</i> questions and short answers) Question words + Simple present Object pronouns
<b>Review C:</b> page 68 <b>Extra communication C:</b> page 69 <b>Culture club C:</b> page 70		
<b>7</b> <b>Can you do karate?</b> page 72	Sports	<i>can</i> (ability), <i>yes / no</i> questions and short answers Degrees of ability Imperatives
<b>8</b> <b>He's in front of Lucia</b> page 80	Clothes and prices	Present progressive (affirmative, spelling variations, negative, <i>yes / no</i> questions and short answers) Question words + Present progressive
<b>Review D:</b> page 88 <b>Extra communication D:</b> page 89 <b>Culture club D:</b> page 90		

**Writing builder:** pages 92-95

**Puzzles:** pages 104-107



Communication	Skills
Greetings	<b>Reading:</b> A web page article about the Friends and Flags project <b>Listening:</b> Factfiles about two school students <b>Speaking:</b> A factfile about you and your partner <b>Writing:</b> A personal profile of your partner for the Friends and Flags project
Asking and telling the time	<b>Reading:</b> A blog about identical twins <b>Listening:</b> Families talking about themselves <b>Speaking:</b> Talking about members of your family <b>Writing:</b> A description of a member of your family

My progress A: page 29

Curriculum extra A, Geography: pages 96-97

Talking about location	<b>Reading:</b> An article about different types of homes <b>Listening:</b> A conversation about someone's new home <b>Speaking:</b> Describing your home <b>Writing:</b> A description of your partner's home
Talking about dates	<b>Reading:</b> A blog about someone's favorite things <b>Listening:</b> A description of someone's room <b>Speaking:</b> Talking about your friend, or a member of your family <b>Writing:</b> A reply to an e-mail

My progress B: page 49

Curriculum extra B, Social science: pages 98-99

Asking for and making suggestions	<b>Reading:</b> An article about life at a soccer academy <b>Listening:</b> A description of a typical day at a ballet school <b>Speaking:</b> Talking about weekends <b>Writing:</b> The daily routine of someone in your family
Asking and answering personal questions	<b>Reading:</b> An article about schools with a difference <b>Listening:</b> Two teenagers talking about their new school schedule <b>Speaking:</b> Talking about school subjects <b>Writing:</b> A reply to an e-mail about your school day

My progress C: page 71

Curriculum extra C, Science: pages 100-101

Talking about frequency	<b>Reading:</b> A blog about teenagers and sports <b>Listening:</b> A radio show about sports <b>Speaking:</b> A presentation about your partner's favorite sports <b>Writing:</b> A comment for a blog
Shopping for clothes	<b>Reading:</b> An article about fashion in New York <b>Listening:</b> An interview about a teenager's style <b>Speaking:</b> Talking about clothes <b>Writing:</b> An e-mail about your style

My progress D: page 91

Curriculum extra D, Biology: pages 102-103



# W Welcome

## Classroom language

**1**  1.02 Match the words with the pictures.  
Listen and check.

Close your book. Don't talk. Don't write.  
Listen. Look. Open your book. Read.  
Repeat. Sit down. Stand up.



Listen.



1



2



3



4



5



6



7



8



9

### Look!

positive  
Talk.

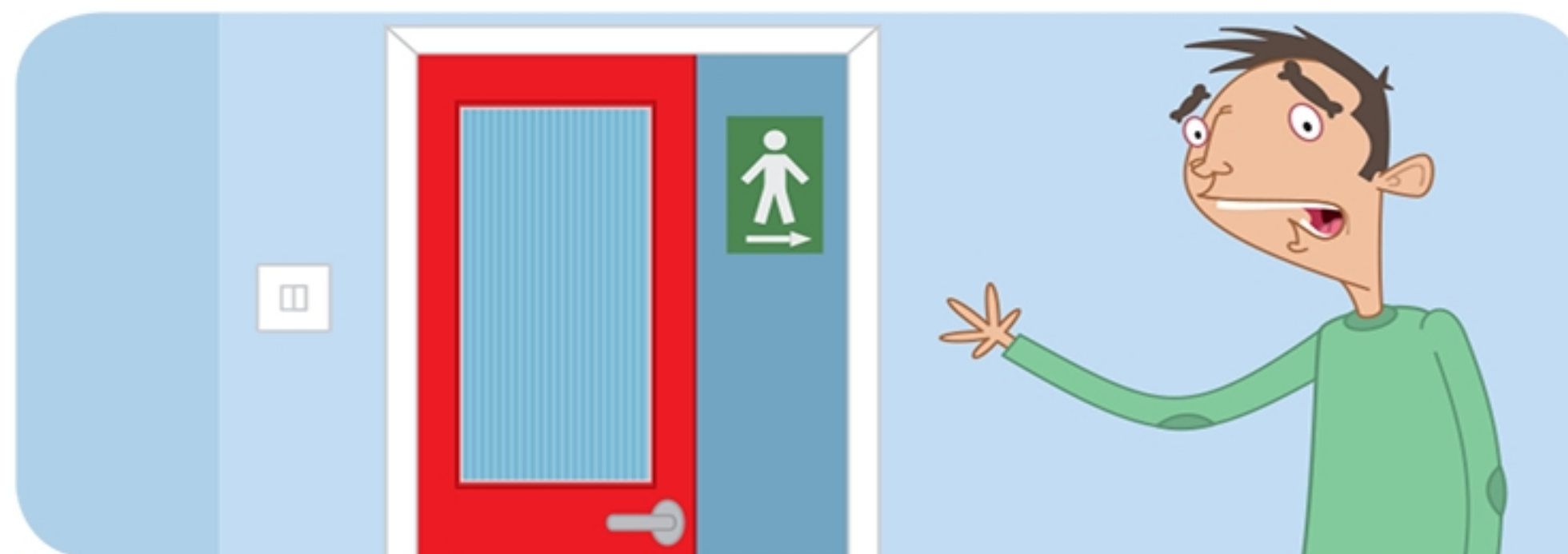
negative  
Don't talk.

**2** Write the opposite of the classroom language in exercise 1.

Don't listen.

**3**  1.03 Match the questions with the pictures.  
Listen and check.


Can I close the window? ~~Can I go to the bathroom?~~  
Can I open the window? Can I use a dictionary?



Can I go to the bathroom?




1



2



3

**4**  1.04 Listen to the questions and answers.  
Write a check (✓) for a positive answer.  
Write a cross (X) for a negative answer.  
Listen and check.



1



2



3





## The alphabet

- 1 1.05 Listen to the alphabet. Listen again and repeat.

a b c d e f g h i  
j k l m n o p q  
r s t u v w x y z

- 2 1.06 Listen and circle the correct letters.

E 1 3 U / O 6 G / J 8 V / W  
1 J / Y 4 E / A 7 P / B 9 H / A  
2 U / W 5 I / Y

- 3 1.07 Listen and write the names under the photos.



Chloe



1 \_\_\_\_\_



2 \_\_\_\_\_



3 \_\_\_\_\_



4 \_\_\_\_\_



5 \_\_\_\_\_

- 4 1.08 Listen to the dialogue. Listen again and repeat.

A What's your name?  
B My name's Chloe.  
A How do you spell that?  
B C-H-L-O-E.

- 5 **Pairwork** Practice the dialogue in exercise 4 with the names from exercise 3. Practice again with your name.

## Numbers 1-100

- 1 1.09 Complete the chart with the numbers in the box. Then listen and repeat.

one hundred eight eighty eleven  
fifteen fifty five nine thirty  
~~three~~ twelve twenty twenty-six

1 one	20 _____
2 two	21 twenty-one
3 <u>three</u>	22 twenty-two
4 four	23 twenty-three
5 _____	24 twenty-four
6 six	25 twenty-five
7 seven	26 _____
8 _____	27 twenty-seven
9 _____	28 twenty-eight
10 ten	29 twenty-nine
11 _____	30 _____
12 _____	40 forty
13 thirteen	50 _____
14 fourteen	60 sixty
15 _____	70 seventy
16 sixteen	80 _____
17 seventeen	90 ninety
18 eighteen	100 _____
19 nineteen	

- 2 1.10 Listen and circle the correct number.

7	<u>17</u>	78	3	47	57	14
1	3	33	13	4	26	62
2	99	49	59	5	55	44
						68

- 3 1.11 Listen and complete.



Milly

I'm 13.



Takuma

1 I'm \_\_\_\_\_.



Gisele

2 I'm \_\_\_\_\_.



Victor

3 I'm \_\_\_\_\_.

- 4 **Pairwork** Imagine you are a person in exercise 3. Ask and answer questions about your age.


A How old are you? A You're Takuma!  
B I'm 45.



# Colors

1 1.12 Match the words in the box with the fish. Listen and repeat.

black blue brown gray green orange pink purple red white yellow



- 1 white
- 2 \_\_\_\_\_
- 3 \_\_\_\_\_
- 4 \_\_\_\_\_
- 5 \_\_\_\_\_
- 6 \_\_\_\_\_
- 7 \_\_\_\_\_
- 8 \_\_\_\_\_
- 9 \_\_\_\_\_
- 10 \_\_\_\_\_
- 11 \_\_\_\_\_

2 1.13 Listen and repeat.


A What's your favorite color?  
B It's green.

3 **Pairwork** Ask and answer about your favorite color.

# Classroom objects


1 1.14 Match the words with the pictures. Listen and repeat.

backpack	_____	pencil case	_____
calculator	_____	pencil sharpener	_____
notebook	_____	eraser	_____
marker	_____	ruler	_____
pencil	<u>1</u>	text book	_____
pen	_____	colored pencils	_____



2 1.15 Listen and write the classroom objects. Color the objects in the picture.

a pink	<u>ruler</u>
1 an orange	_____
2 a brown	_____
3 a blue	_____
4 a red	_____
5 a black	_____



3 1.16 Listen to the dialogue. Listen again and repeat.

A What's this?	A What color is it?
B It's a pen.	B It's blue.

4 **Pairwork** Ask and answer questions about the objects in exercise 2.



# Days, months, and seasons

**1** Complete the diary with the days of the week.

Friday ~~Monday~~ Saturday Sunday Thursday Tuesday Wednesday

<u>Monday</u> school	
_____ school	_____ weekend!!! ☺
_____ school	
_____ school	_____ weekend!!! ☺
_____ school	

**2**  1.17 Listen and check. Listen again and repeat.

**3** Write the months in the correct order.

April August December February ~~January~~ July June  
March May October September November

January, ...

**4**  1.18 Listen and check. Listen again and repeat.


**5** Match letters in A with letters in B to form months.

A Jan Feb Mar Ap Ma Ju Ju Aug Sep Oct No De

B vember ust cember ruary ly ober uary tember ch y ril ne

**6**  1.19 Match the seasons with the pictures. Listen and repeat.

fall ~~spring~~ summer winter



spring



1 \_\_\_\_\_



2 \_\_\_\_\_



3 \_\_\_\_\_

**7 Pairwork** Ask and answer about your favorite day, month, and season. 

A What's your favorite day / month / season?

B It's Saturday / December / spring.



# Animals

1 Match the words with the pictures.

bird cat dog fish guinea pig hamster horse mouse rabbit snake



guinea pig



1



2



3



4



5



6



7




8



9

2 1.20 Listen and check. Listen again and repeat.

3 Follow the lines and write the animals.



Koji



Lily



Marco



Dan



Clara

Koji dog

1 Lily

2 Marco

3 Dan

4 Clara

4 1.21 Listen and repeat the dialogue.

A What's your favorite animal, Koji?

B It's a dog.

5 **Pairwork** Ask and answer questions about your favorite animal.

A What's your favorite animal?

B It's a ...



# Parts of the body

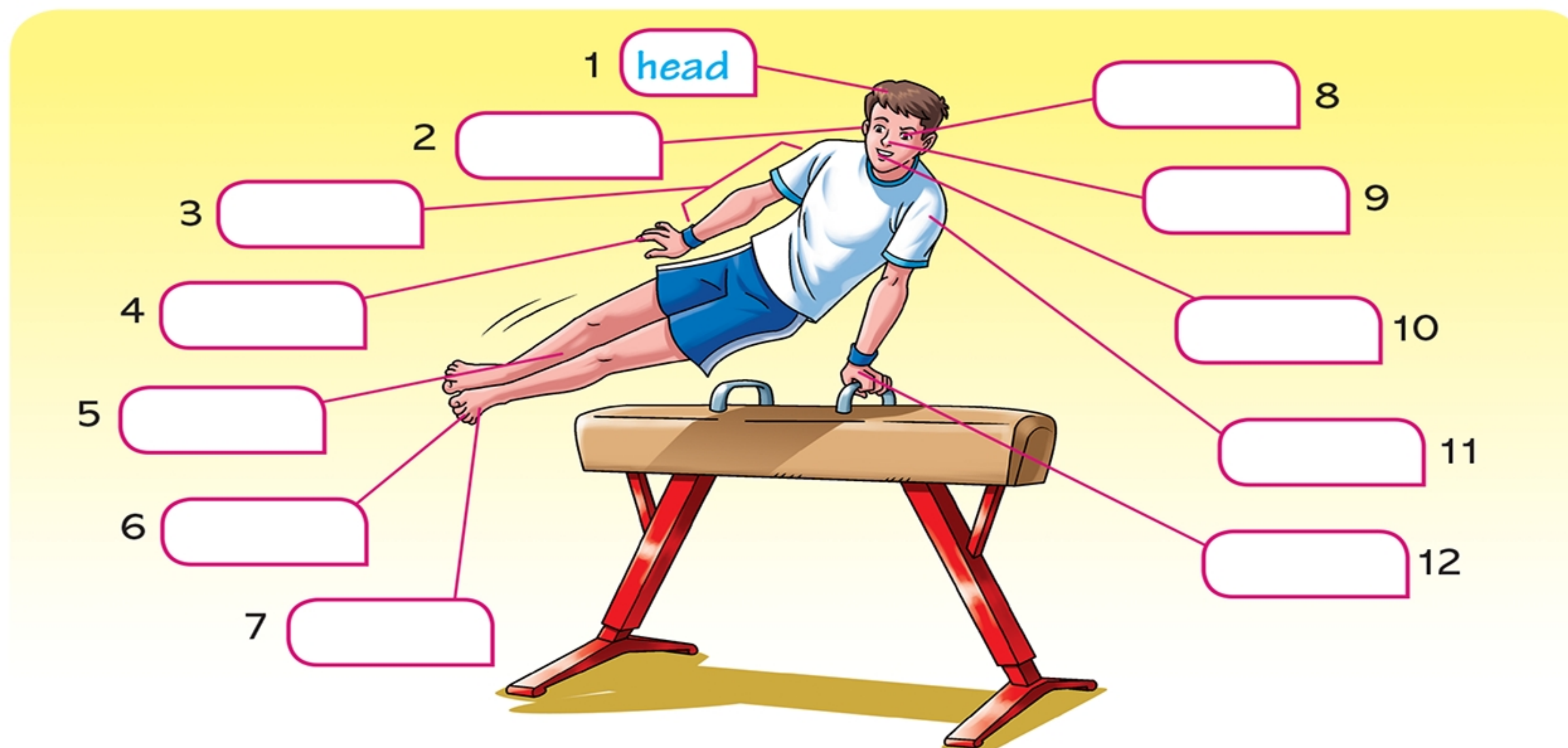
1 Write the parts of the body.

arm ear eye finger foot hand head leg mouth nose shoulder toe

## Look!

**singular**  
one arm  
one eye  
one leg  
but  
one foot

**plural**  
two arms  
two eyes  
two legs  
  
two feet



2 1.22 Listen and check. Listen again and repeat.

3 Find eleven more words for parts of the body in the wordsearch.

E	N	O	S	E	L	E	T
A	F	I	N	G	E	R	O
R	R	N	M	O	G	T	S
D	A	F	O	A	B	O	A
S	H	O	U	L	D	E	R
N	A	O	T	E	O	A	M
I	N	T	H	E	A	D	H
N	D	F	O	T	E	Y	E

4 1.23 Listen and read. Match the descriptions with the people.

I have green eyes and brown hair.

Luis

I have blue eyes and blond hair.

1 \_\_\_\_\_

I have brown eyes and black hair.

2 \_\_\_\_\_



Hajin



Luis



Serena

5 **Pairwork** Describe your eyes and hair.

I have ... eyes and ... hair.



# 1

## Hi, I'm Jacob

### 1 1.24 Read and listen

Who thinks that Lucia is awesome?

**Lucia** Oh, no!

**Jacob** Sorry.

**Lucia** It's OK.

**Jacob** Hi, I'm Jacob.

**Lucia** Hello, Jacob. My name's Lucia.

**Jacob** Lucia ... that's a nice name.

**Lucia** Thanks. It's Spanish. My dad's from Chile.

**Jacob** Cool. Here's your book.

**Lucia** Thanks.

**Jacob** And here's your cell phone.

**Max** Come on, Jacob! We're late!

**Jacob** Bye, Lucia.

**Lucia** Goodbye, Jacob.

**Jacob** See you later, Lucia.

**Max** Jacob, we're late for soccer!

**Jacob** Oh, yeah ... soccer. Wow! She's awesome!

### Check it out!

Find these words and check their meaning.

Sorry.

Come on!

Cool.

See you later.

### 2 Comprehension Who says these sentences? Write *Jacob*, *Lucia*, or *Max*.

"Lucia ... that's a nice name." Jacob

1 "My dad's from Chile." \_\_\_\_\_

2 "Here's your book." \_\_\_\_\_

3 "We're late for soccer!" \_\_\_\_\_

4 "She's awesome!" \_\_\_\_\_



## Language focus

### 3 Dialogue focus Complete the dialogues with the phrases in the box.

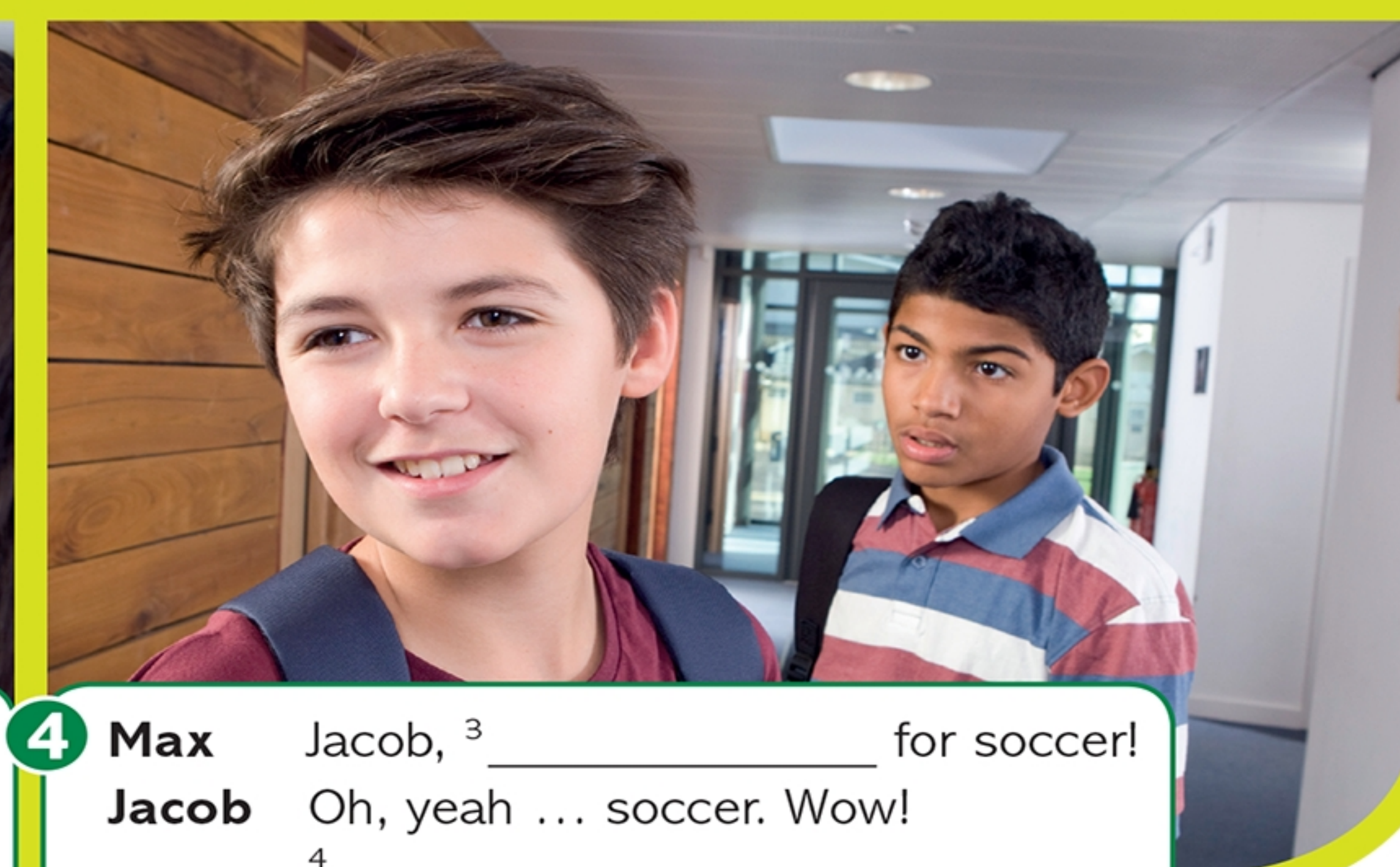
here's your cell phone. My dad's from Chile.  
My name's Lucia. She's awesome! we're late

- 1** **Jacob** Hi, I'm Jacob.  
**Lucia** Hello, Jacob. My name's Lucia.

- 2** **Jacob** Lucia ... that's a nice name.  
**Lucia** Thanks. It's Spanish. <sup>1</sup> \_\_\_\_\_



- 3** **Jacob** Here's your book.  
**Lucia** Thanks.  
**Jacob** And <sup>2</sup> \_\_\_\_\_



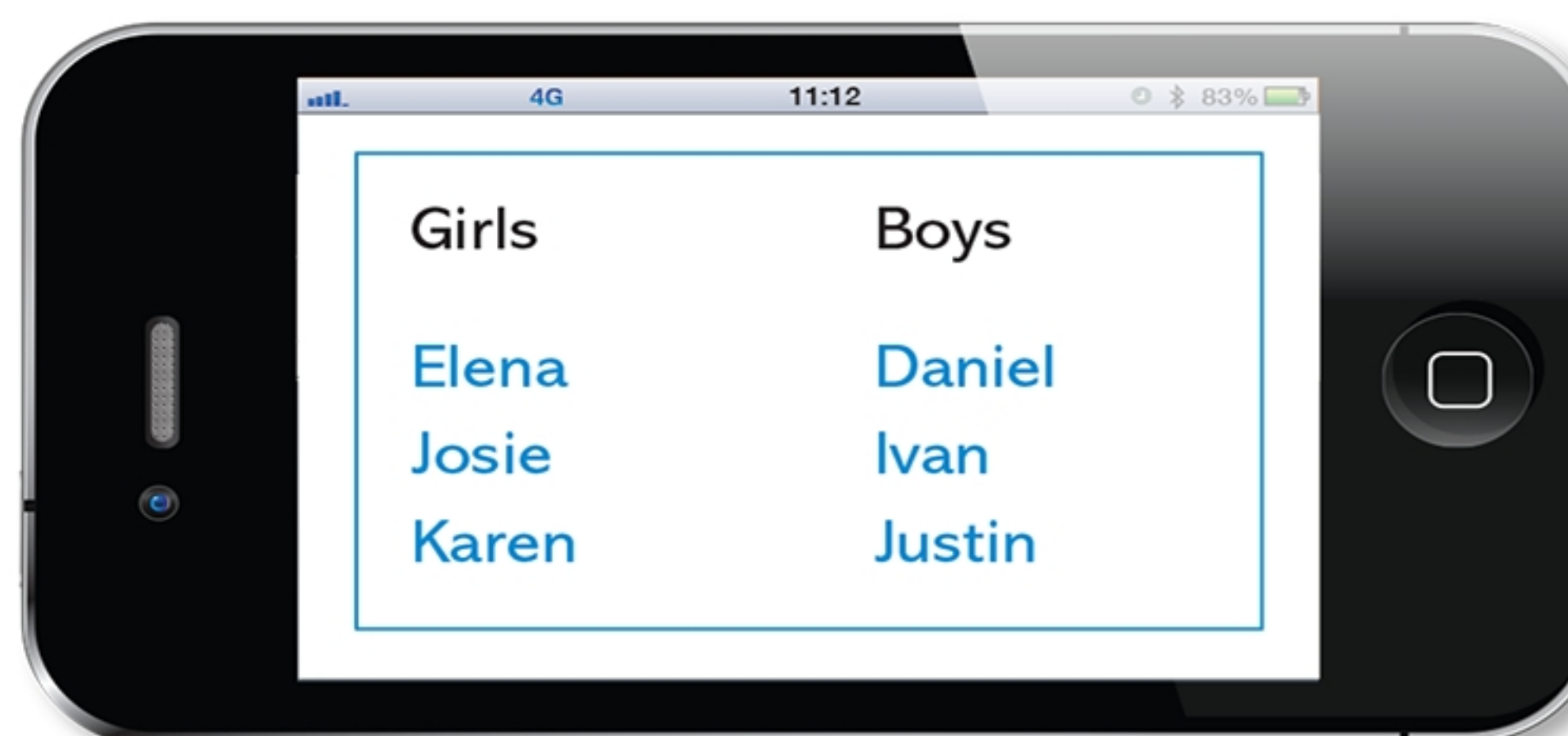
- 4** **Max** Jacob, <sup>3</sup> \_\_\_\_\_ for soccer!  
**Jacob** Oh, yeah ... soccer. Wow!  
<sup>4</sup> \_\_\_\_\_

#### 4 1.25 Listen and check. Listen again and repeat.

#### 5 Focus on you Complete the dialogue with information about you and your partner.

- A** Hi, I'm \_\_\_\_\_.  
**B** Hello, my name's \_\_\_\_\_.  
**A** That's a \_\_\_\_\_ name.  
**B** Thank \_\_\_\_\_.

#### 6 Pairwork Practice the dialogue in exercise 5. Then make more dialogues. Use the names on the phone.





## Countries and nationalities

1  1.26 Match the numbers on the map with the countries. Then listen and check.

Australia \_\_\_\_\_  
 Brazil \_\_\_\_\_  
 Canada 1 \_\_\_\_\_  
 Chile \_\_\_\_\_  
 China \_\_\_\_\_  
 Japan \_\_\_\_\_  
 Mexico \_\_\_\_\_  
 Portugal \_\_\_\_\_  
 Russia \_\_\_\_\_  
 South Africa \_\_\_\_\_  
 South Korea \_\_\_\_\_  
 Spain \_\_\_\_\_  
 the United Kingdom \_\_\_\_\_  
 the United States \_\_\_\_\_



## Look!

In English, country AND nationality words have capital letters.  
 He's from **B**razil.  
 He's **B**razilian.

2  1.27 Look at the example and match the adjectives in the box with the countries in exercise 1. Write sentences about the countries and nationalities. Then listen and check.

American Australian British Brazilian Canadian Chinese Chilean  
 Japanese Korean Mexican Portuguese Russian South African Spanish

1 I'm Canadian. I'm from Canada.

3 Put the words in the box into two groups.

Brazil Japan Chile China  
Chilean Brazilian Spain  
 Chinese Japanese Spanish

Country

Chile

Nationality

Chilean

4  1.28 **Pronunciation** Look at the words in exercise 3 and write the number of syllables. Then listen and check.

Chi•le – 2 syllables  
 1 2


5 **Pairwork** Point to a flag and ask and answer questions. 



Spain



Chile



Japan



Portugal



Russia

A Where are you from?

B I'm from Spain. I'm Spanish.



## Subject pronouns

I'm Jacob. She's awesome!

Singular	Plural
I	we
you	you
he	they
she	
it	

### Think!

Match 1–5 with a–e.

- |        |                  |
|--------|------------------|
| 1 it   | a Barbara        |
| 2 she  | b a book         |
| 3 he   | c Julia and Juan |
| 4 they | d Ana and I      |
| 5 we   | e Matthew        |

Rules p.W2

### 1 1.29 Rewrite the sentences with subject pronouns. Then listen and check.

Dan is from Toronto. **He is from Toronto.**

- The pen is green.
- Maria and I are friends.
- David Wright is a teacher.
- Emily is Australian.
- The boys are students.
- The Statue of Liberty is in New York City.
- You and Josh are American.
- Boram and Yejun are 13.

## be: Simple present

### Affirmative

I'm Jacob. We're late.

Full forms	Short forms
I am	I'm
you are	you're
he is	he's
she is	she's
it is	it's
we are	we're
you are	you're
they are	they're



Rules p.W2

### 2 Choose the correct answers.

She **is** / are American.

- You **am** / are late!
- They **is** / are English books.
- I **am** / are Liza.
- He **is** / are awesome!
- We **is** / are Mexican.
- It **am** / is a nice name.
- You and Tom **are** / is intelligent!

### 3 Complete the TeenChat profile with short forms of be.

Hi,

My name's Hannah and I <sup>1</sup> **'m** new on TeenChat. I <sup>2</sup> \_\_\_\_\_ 13 years old and I <sup>3</sup> \_\_\_\_\_ from Ottawa. It <sup>4</sup> \_\_\_\_\_ the capital city of Canada and it <sup>5</sup> \_\_\_\_\_ cool. My mom <sup>6</sup> \_\_\_\_\_ Canadian, but my dad <sup>7</sup> \_\_\_\_\_ British. He <sup>8</sup> \_\_\_\_\_ from London in the U.K. My best friends are Kate and Jim. They <sup>9</sup> \_\_\_\_\_ in my class at school. We <sup>10</sup> \_\_\_\_\_ in the school music club. It <sup>11</sup> \_\_\_\_\_ on Friday after school. We <sup>12</sup> \_\_\_\_\_ fans of One Direction. They <sup>13</sup> \_\_\_\_\_ awesome!

### 4 Game! How many sentences can you write in two minutes?

I'm 12 years old.

I  
you  
he  
she  
it  
we  
you  
they

'm  
's  
're

from Brazil  
Korean  
a teacher  
a student  
12 years old  
a big city  
cool  
intelligent

### Finished?

Write five jumbled sentences from this page and give them to a partner.

Mexican are we We are Mexican.

Puzzle p.104



## Greetings

- 1  1.30 Listen and complete the dialogues. Listen again and check. Then listen and repeat.



And you? Bye bye. Hello

- 1 Sarah Hi, Ricky!  
 Ricky Hello, Sarah!  
 Sarah How are you, Ricky?  
 Ricky Not bad, thanks. <sup>1</sup> \_\_\_\_\_  
 Sarah I'm fine.  
 Ricky Bye then! See you later!  
 Sarah <sup>2</sup> \_\_\_\_\_ See you!

How are you? Good afternoon Goodbye.

- 2 Mr. Wilson Good afternoon, Mrs. Costa.  
 Mrs. Costa <sup>3</sup> \_\_\_\_\_, Mr. Wilson. <sup>4</sup> \_\_\_\_\_  
 Mr. Wilson I'm very well, thanks. And you?  
 Mrs. Costa I'm fine.  
 Mr. Wilson Goodbye, Mrs. Costa. Have a nice weekend.  
 Mrs. Costa Thanks. <sup>5</sup> \_\_\_\_\_ See you on Monday.



## Check it out!

How do you say these words in your language?

Mr. Mrs.  
 Miss Ms.

## Learn it, use it!

When you meet	When you leave
Good morning / afternoon / evening.	Goodbye.
Hello / Hi!	Bye bye / Bye.
"How are you?" "I'm fine."	See you on Monday / Tuesday.
"And you?" "I'm very well, thanks."	Have a nice day.

- 2  1.31 Listen and complete the dialogue.

- Dan Hi, Kate!  
 Kate Hi, Dan!  
 Dan <sup>1</sup> \_\_\_\_\_  
 Kate I'm fine, thanks. And you?  
 Dan <sup>2</sup> \_\_\_\_\_  
 Kate Oh, here's my mom. Bye, Dan!  
 Dan <sup>3</sup> \_\_\_\_\_

- 3 **Pairwork** Chose two people below and write a dialogue. Use the dialogues in exercise 1 as models. Then practice your dialogue. 

Beth Bruno Lily Mr. Harper Mrs. Silva Simon

- Mrs. Silva Good morning, Bruno.  
 Bruno Good morning, Mrs. Silva.  
 Mrs. Silva How are you today?  
 Bruno I'm very well ...