

American English

First Friends 2

Activity Book


Susan Iannuzzi



OXFORD

First Friends 2

Activity Book



Susan Iannuzzi

OXFORD
UNIVERSITY PRESS


Level 2 Scope and Sequence

Topics & Objectives	Vocabulary	Structure	Values & Everyday English	Songs & Projects	Phonics
1 Hello (Greetings) <ul style="list-style-type: none"> Say hello and introduce yourself 	<i>Adam</i> <i>Baz</i> <i>Jig</i> <i>Pat</i> <i>Tess</i> <i>1 – 10 (review)</i>	<i>Hello / Hi.</i> <i>I'm ...</i> <i>Bye.</i> <i>How are you?</i> <i>I'm fine, thank you.</i>	Being friendly <i>Nice to see you.</i> <i>Nice to see you, too.</i>	Lesson 2: Hello, Pat! Lesson 3: Point to Jig Lesson 6: a & b song	a <i>apple</i> b <i>bird</i>
2 My Classroom (Classroom objects) <ul style="list-style-type: none"> Ask about and identify things 	<i>bin</i> <i>board</i> <i>chair</i> <i>door</i> <i>picture</i> <i>table</i> <i>window</i>	<i>What's this?</i> <i>It's a ...</i>	Listening to the teacher <i>Please put away your books and come here.</i> <i>Miss</i>	Lesson 3: Look at Me Lesson 6: c & d song	c <i>cat</i> d <i>dog</i>
3 Playtime (Toys) <ul style="list-style-type: none"> Identify possessions 	<i>balloon</i> <i>boat</i> <i>car</i> <i>doll</i> <i>game</i> <i>puzzle</i> <i>robot</i>	<i>This is my ...</i> <i>This is your ...</i>	Learning to share <i>Let's share.</i> <i>Here you are.</i> <i>Here you go.</i>	Lesson 3: Doll and Robot Lesson 6: e & f song	e <i>egg</i> f <i>fan</i>
4 My Things (School possessions) <ul style="list-style-type: none"> Ask someone's age Ask about quantities 	<i>book</i> <i>eraser</i> <i>lunch box</i> <i>notebook</i> <i>pencil</i> <i>pencil box</i> <i>water bottle</i>	<i>How many ...?</i> Plurals <i>How old are you?</i>	Taking care of things <i>Take care of your jacket.</i>	Lesson 3: How Many Pencils? Lesson 4: Count With Me. Lesson 6: g & h song Project: number collage	g <i>girl</i> h <i>hand</i>
5 Shapes and Colors <ul style="list-style-type: none"> Describe the shape and color of objects 	<i>circle</i> <i>rectangle</i> <i>square</i> <i>triangle</i> <i>black</i> <i>brown</i> <i>pink</i> <i>white</i>	<i>It's (brown).</i> <i>It's a (pink) (triangle).</i>	Being neat and tidy <i>Clean up.</i> <i>Let's work together.</i>	Lesson 3: Shapes and Colors Lesson 6: i, j, & k song	i <i>insect</i> j <i>jar</i> k <i>kite</i>



Topics & Objectives	Vocabulary	Structure	Values & Everyday English	Songs & Projects	Phonics
6 Pets <ul style="list-style-type: none"> Learn about different types of pets Guess animals 	<i>butterfly</i> <i>dog</i> <i>fish</i> <i>mouse</i> <i>rabbit</i> <i>snail</i> <i>turtle</i> 11-20 (introduction)	<i>Is it a ...?</i> <i>Yes, it is.</i> <i>No, it isn't.</i>	Caring for pets <i>Come here, doggy.</i> <i>Here's your water.</i>	Lesson 3: How Many Butterflies? Lesson 6: I, m, & n song	<i>I</i> <i>lion</i> <i>m</i> <i>moon</i> <i>n</i> <i>nose</i>
7 My Closet (Clothes) <ul style="list-style-type: none"> Ask about and describe clothes by color 	<i>dress</i> <i>jeans</i> <i>shirt</i> <i>shoes</i> <i>shorts</i> <i>socks</i> <i>sweater</i>	<i>What color is it?</i> <i>It's ...</i> <i>What color are they?</i> <i>They're ...</i> <i>His / Her</i>	Helping out at home <i>Please pick up ...</i> <i>Please fold ...</i> <i>Sure.</i>	Lesson 3: Socks on the Bed Lesson 4: Butterfly, Butterfly Lesson 6: o, p, & q song Project: make a butterfly	<i>o</i> <i>octopus</i> <i>p</i> <i>pen</i> <i>q</i> <i>queen</i>
8 Me (Parts of the body) <ul style="list-style-type: none"> Identify and count parts of the body 	<i>arms</i> <i>fingers</i> <i>hair</i> <i>head</i> <i>knees</i> <i>legs</i> <i>toes</i>	<i>I have ...</i>	Playing respectfully <i>Not so loud, please.</i> <i>Sorry, Dad.</i>	Lesson 3: How Many Toes? Lesson 6: r, s, & t song	<i>r</i> <i>radio</i> <i>s</i> <i>star</i> <i>t</i> <i>tent</i>
9 Family (Family members) <ul style="list-style-type: none"> Name family members Describe family relationships 	<i>aunt</i> <i>cousin</i> <i>dad</i> <i>grandma</i> <i>grandpa</i> <i>mom</i> <i>uncle</i>	<i>He / She is ...</i> <i>They are ...</i> <i>We are ...</i>	Loving your family <i>I love you, (Grandpa).</i> <i>We love you, too.</i>	Lesson 3: Look at my Pictures Lesson 6: u, v, & w song	<i>u</i> <i>umbrella</i> <i>v</i> <i>van</i> <i>w</i> <i>water</i>
10 My Party (Various foods) <ul style="list-style-type: none"> Talk about likes and dislikes 	<i>cake</i> <i>candy</i> <i>ice cream</i> <i>juice</i> <i>pizza</i> <i>sandwich</i> <i>spaghetti</i>	<i>I like ...</i> <i>I don't like ...</i>	Waiting your turn <i>Is it my turn?</i> <i>Just a minute, please.</i>	Lesson 3: Happy Birthday Lesson 4: A Present for You Lesson 6: x, y, & z song Project: make a birthday mobile	<i>x</i> <i>fox</i> <i>y</i> <i>yogurt</i> <i>z</i> <i>zebra</i>

Lesson 1



1 Match and say.



1 Draw and match.




Jig • Tess • Pat • Baz



Lesson 3

1 Trace and write.



2 Join the dots.



1 Find and circle.

