


2nd Edition

Family and Friends 4

Workbook



OXFORD

Naomi Simmons

2nd Edition

Family and Friends 4

Workbook



Naomi Simmons

OXFORD
UNIVERSITY PRESS

Great Clarendon Street, Oxford, OX2 6DP, United Kingdom

Oxford University Press is a department of the University of Oxford.
It furthers the University's objective of excellence in research, scholarship,
and education by publishing worldwide. Oxford is a registered trade
mark of Oxford University Press in the UK and in certain other countries

© Oxford University Press 2014

The moral rights of the author have been asserted

First published in 2014

2018 2017 2016 2015 2014

10 9 8 7 6 5 4 3 2

No unauthorized photocopying

All rights reserved. No part of this publication may be reproduced, stored
in a retrieval system, or transmitted, in any form or by any means, without
the prior permission in writing of Oxford University Press, or as expressly
permitted by law, by licence or under terms agreed with the appropriate
reprographics rights organization. Enquiries concerning reproduction outside
the scope of the above should be sent to the ELT Rights Department, Oxford
University Press, at the address above

You must not circulate this work in any other form and you must impose
this same condition on any acquirer

Links to third party websites are provided by Oxford in good faith and for
information only. Oxford disclaims any responsibility for the materials
contained in any third party website referenced in this work

ISBN: 978 0 19 480808 8

Printed in China

This book is printed on paper from certified and well-managed sources

ACKNOWLEDGEMENTS

Illustrations by: Adrian Barclay (Beehive Illustration) pp.5, 9, 15, 21, 22 (Lesson 3 Ex1), 31, 32 (Lesson 3 Ex1), 37, 38 (Lesson 3 Ex2), 43, 44 (Lesson 3 Ex1, Ex2), 53, 54 (Lesson 3 Ex1), 59, 60, 65, 66, 75, 81, 87, 88 (Lesson 3 Ex1), 97, 98, 103, 104 (Lesson 3 Ex1), 109, 110 (Lesson 3 Ex1); Kathy Baxendale pp.61, 62, 77; Judy Brown pp.26, 48, 70, 92, 114, 122; Simon Clare pp.11, 16, 22 (Lesson 4 Ex1), 32 (Lesson 4 Ex2), 38 (Lesson 4 Ex1, Ex2), 44 (Lesson 4 Ex1), 51 (Ex5), 54 (Lesson 4 Ex1), 73 (Ex5), 82 (Lesson 4 Ex1), 88 (Lesson 4 Ex1), 95 (Ex5, Ex6), 104 (Lesson 4 Ex1), 110 (Lesson 4 Ex1), 117 (Ex4); Steve Cox pp.45, 46, 47, 84, 111, 112, 113; Liborio Daniele Festa (Beehive Illustration) p.23; Fabiano Fiorin (Milan Illustration) pp.18, 19, 34, 35, 56, 57, 85; Paul Gibbs pp.24, 39, 40, 41, 68, 78, 105, 106, 107; Andrew Hennessey pp.4, 6, 7, 8, 14, 20, 30, 36, 42, 52, 58, 64, 74, 80, 82 (Lesson 3 Ex2), 86, 89 (Ex1), 90, 96, 102, 108; Kelly Kennedy (Sylvie Poggio Artists) p.55; Andy Robb (Beehive Illustration) pp.12, 13, 28 (Ex1), 29 (Ex4, Ex5), 50 (Ex1), 72 (Ex2), 94 (Ex2), 116 (Ex1); Lesley Vamos (Andrea Brown Literary Agency) pp.118.

Cover illustration by: James Elston

Oxford University Press DVD stills: pp.27, 49, 71, 93, 115

The Publishers would like to thank the following for their kind permission to reproduce photographs and other copyright material: **Alamy** pp.11 (girl/Edward Parker), 17 (outdoor concert/Lebrecht Music and Arts Photo Library); **Oxford University Press** pp.89 (fruit salad/iStock/studiogi), 100 (fireman/Monkey Business Images Ltd); **Shutterstock** pp.11 (beef pho/farbled), 119 (girl feeding giraffe/Kairos69).


Contents


Starter	Back together!	4
Unit 1	The food here is great! My writing: my eating habits	8 13
Unit 2	We had a concert My writing: describing a picture	14 19
Unit 3	The dinosaur museum My writing: a webpage about my school trip	20 25
	Fluency Time! 1	26
	Review 1	28
Unit 4	Whose jacket is this? My writing: instructions for a sport	30 35
Unit 5	Go back to the roundabout My writing: an invitation	36 41
Unit 6	The best bed! My writing: a fable	42 47
	Fluency Time! 2	48
	Review 2	50
Unit 7	Will it really happen? My writing: expanding notes into a text	52 57
Unit 8	How much time have we got? My writing: a letter about my holiday	58 63
Unit 9	Something new to watch! My writing: a TV guide	64 69
	Fluency Time! 3	70
	Review 3	72


Unit 10	I've printed my homework My writing: how I use a computer	74 79
Unit 11	Have you ever been ... ? My writing: a blog entry	80 85
Unit 12	What's the matter? My writing: an information leaflet	86 91
	Fluency Time! 4	92
	Review 4	94
Unit 13	Can you help me? My writing: an interview	96 101
Unit 14	We were fishing My writing: completing a poem	102 107
Unit 15	Good news, bad news My writing: the end of a story	108 113
	Fluency Time! 5	114
	Review 5	116
	Culture	118
	Everyday English phrase bank	121
	Fluency Time! Review	122
	Grammar Time!	124
	Irregular verb list	131
	Dictionary	132


Lesson One


1 Find and circle the countries in red, the animals in blue, the food in green and the seasons in orange. Write four lists.


1 


2 


3 


4 


5 


6 


7 


8 


9 


10 


11 

12 

13 

14 

15 

16 

w	s	c	r	o	c	o	d	i	l	e	p	a
i	u	b	a	u	s	t	r	a	l	i	a	u
n	s	t	r	m	s	u	m	e	a	t	s	t
t	a	f	l	e	e	s	p	a	i	n	t	u
e	z	e	b	r	a	l	i	e	b	d	a	m
r	l	i	z	a	r	d	p	a	f	c	g	n
s	u	m	m	e	r	l	s	p	r	i	n	g
g	c	u	c	u	m	b	e	r	x	h	j	o

Countries

Russia

Animals

Food

Seasons

2 Circle the odd one out. Write a sentence with the circled word.

- 1 mountain / ocean / camera / waterfall
- 2 wider / concert / higher / deeper
- 3 helicopter / motorbike / taxi / museum
- 4 actor / friendly / clever / worried
- 5 heavy / bridge / light / hard
- 6 path / flowers / shout / grass

I like taking photos with my camera.

1 Read and underline the adjectives.

My name's Karen. I'm nine and I've got long hair. I'm usually friendly, but I'm sometimes shy. I like playing chess and drawing pretty pictures.

My dad is tall and handsome. He's also kind and generous. He likes reading funny books and listening to old music.

My mum is always cheerful. She is very clever and wears beautiful clothes.



2 Write about you and someone else from your family.

beautiful funny kind cheerful relaxed generous pretty handsome
clever friendly tall short old young slim fat worried shy

Me

My name's _____

My _____

His / Her name's _____

3 Write. a an some

Mum What would you like for breakfast?

Would you like ¹ some toast?

Boy I'd like ² _____ cereal and ³ _____ banana, please.

Girl I'd like ⁴ _____ egg, ⁵ _____ bread and ⁶ _____ pear, please.







Mum Then can you get ⁷ _____ plates, ⁸ _____ bowl and spoon and ⁹ _____ apron, please!



Lesson Three

1 Look at the table. Answer the questions.

go / party go / cinema ~~visit / aunt~~ do / homework make / cake play / volleyball

	Katie	Carmen and Stuart	Bobby
morning			
evening			

1 What is Katie going to do tomorrow morning?

She's going to visit her aunt.

2 What is she going to do tomorrow evening?

3 What are Carmen and Stuart going to do tomorrow morning?

4 What are they going to do tomorrow evening?

5 What is Bobby going to do tomorrow morning?

6 What is he going to do tomorrow evening?

2 Find the words that rhyme. Write.

sound toy shark ~~down~~ oil horse paw tall

1 clown brown down

2 house cloud

3 boy Roy

4 coin soil


5 fork sport

6 straw yawn

7 ball fall


8 park farm

1 Match the times with the clocks.




- a It's quarter past two.
b It's five to eight.
c It's twenty to three.
d It's ten to six.
e It's half past four.
f It's twenty-five past nine.


2 Draw or write the time.




It's twenty to seven.




It's _____





It's five past two.







It's half past eight.





It's twenty-five past ten.





It's quarter to twelve.

Lesson One Words

1 Read the sentences and number the picture.



- 1 This man takes your order.
- 2 These people eat at the restaurant.
- 3 The clothes that waiters wear.
- 4 You read this to choose your food.
- 5 This woman brings your food.
- 6 Coffee comes in this.
- 7 You eat soup from this.
- 8 Water comes in this.
- 9 You pour water into this.
- 10 You eat your salad from this.

2 Write.

bottle customers bowl ~~uniform~~ waiter menu waitress cup glass plate

My parents have got a restaurant and they both wear green

¹ uniforms . My mum is the ² _____ and my dad is the
³ _____. Lots of ⁴ _____ are children and they
 really like the food. They look at the ⁵ _____ and decide
 what to order. They can have a ⁶ _____ of soup or a
⁷ _____ of pasta. They usually order a ⁸ _____
 of juice or a ⁹ _____ of water. After dinner, the adults
 usually have a ¹⁰ _____ of coffee.



1 Write, using the present simple and present continuous.

G Grammar Time page 124

Waitress You come here every week. You usually ¹ eat (eat) pasta and salad.
But today, you ² _____ (eat) sandwiches and cake.

Girl Yes, that's right.

Waitress And you always ³ _____ (drink) water with your meal. Now you ⁴ _____ (drink) orange juice.

Girl Yes ...

Waitress And you usually ⁵ _____ (wear) trousers and a T-shirt. Today, you ⁶ _____ (wear) a pretty dress.
And you normally ⁷ _____ (sit) at that small table by the window. But today, you ⁸ _____ (sit) at the biggest table in the restaurant. Let me guess ... Is it your birthday today?

Girl Yes, it is. I'm ten today!

Waitress Happy birthday!



2 Read again. Write the sentences.

Today

Usually

1 (eat) She is eating sandwiches and cake.


2 (drink) _____

3 (wear) _____

4 (sit) _____

She wears trousers and a T-shirt.

3 Look at the pictures and write.



Harry is ill today.

1 He usually plays football. But today, he's

2 _____

3 _____

4 _____

Lesson Three Grammar 2

1 Circle the time markers. Write *PC* (present continuous) or *PS* (present simple).

- 1 I sometimes visit my cousins. PS 2 She's working at the moment. _____
3 Today, we're eating at a café. _____ 4 I never go to school by car. _____
5 They're watching TV right now. _____ 6 He always wears a hat. _____

2 Write sentences using the present simple and present continuous.

1 (right now / play volleyball)

Sally is playing volleyball right now.

2 (visit my grandma / always / on Fridays)

3 (read new book / today)

4 (now / walk to school)

5 (in the mornings / listen to radio / rarely)

Peter and Sue _____.

Lesson Four Phonics and Spelling

1 Read the words. Write them in the correct box.

Monday train happy Spain feet tray
leaves cake tree please key race

long a

Monday



long e

2 Write a sentence using each word.

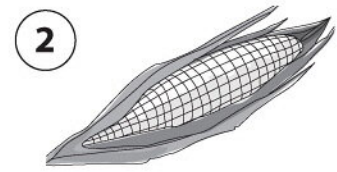
- 1 (train) _____
2 (key) _____
3 (cake) _____
4 (tree) _____

Reading

1 Find and circle the words.



p	a	n	c	a	k	e	s	c
b	t	a	h	m	p	f	a	o
e	o	c	i	o	d	n	l	c
a	a	o	l	i	v	e	s	o
n	s	r	l	x	b	s	u	n
s	t	n	i	z	i	j	l	u
n	o	o	d	l	e	s	p	t



2 Write, using the words above.

- 1 This hot vegetable is green or red. chilli
- 2 *Fuul* is made from these. _____
- 3 They are green or black. They are used to make _____ oil.
- 4 You find this in cereals and Mexican tortillas. _____
- 5 They are round and flat. _____
- 6 They are long and thin. _____
- 7 This fruit is brown and hard on the outside and white on the inside. _____
- 8 This is hot, hard bread. _____

3 Read the Class Book. Circle the wrong word. Write the correct word.

- 1 *Fuul* is mashed bread. beans
- 2 Noodle soup is very popular in Mexico. _____
- 3 Pete eats lunch at home. _____
- 4 Mariana eats a small breakfast. _____
- 5 Abd Allah usually eats bread with rice. _____
- 6 *Xoi* are balls of rice with eggs. _____



Lesson Six

Writing

1 Read the words. Complete the table.

umbrella	toast	coffee	calculator	noodles	soup	customer
supermarket	plate	fuul	waiter	breakfast	cereal	volleyball
		vegetable	helicopter			

one syllable	two syllables	three syllables	four syllables
soup			

2 Read the text. Add full stops, capital letters, commas and question marks.

Remember!

- Put a capital letter at the beginning of each sentence and in names, days of the week and the names of places.
- Put a full stop at the end of each sentence.
- Put a comma between the words in lists.
- Put a question mark at the end of a question.

My name's Sasha. My favourite foods are pasta,
pizza, salad and chicken. I love pizzas with olives.

i always eat lunch at school i usually have cheese
and tomato sandwiches then fruit or a yogurt

during the week my grandma usually cooks dinner at
home on wednesdays my grandma goes out and my
dad cooks i always help i like cooking do you like cooking

at the weekend we often go to a restaurant for
lunch the restaurant is called the food garden

what food do you like

