


2nd Edition

Family and Friends

1

Workbook



OXFORD

Naomi Simmons

2nd Edition

Family and Friends 1

Workbook



Naomi Simmons

OXFORD
UNIVERSITY PRESS

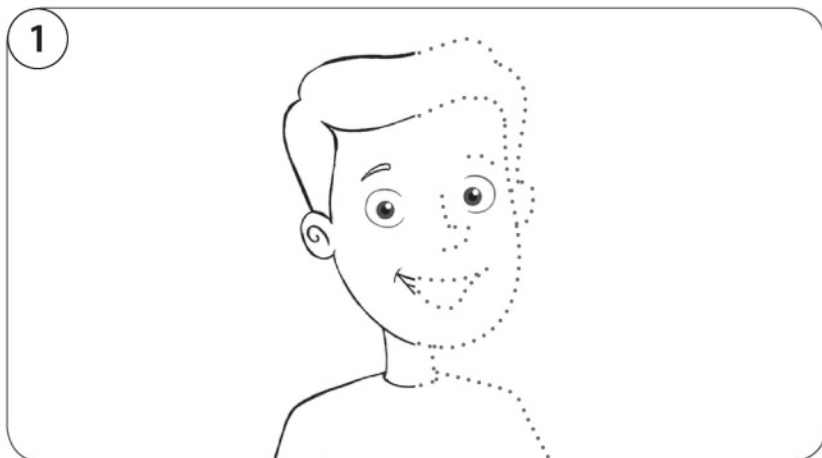
Contents

Starter	Hello!	4
Unit 1	What's this?	8
	About me: writing about my school things	13
Unit 2	Playtime!	14
	About me: writing about my favourite toys	19
Unit 3	This is my nose!	20
	About me: writing about my body	25
	Fluency Time! 1	26
	Review 1	28
Unit 4	He's a hero!	30
	About me: writing about my family	35
Unit 5	Where's the ball?	36
	About me: writing about the park	41
Unit 6	Billy's teddy!	42
	About me: writing about my family's things	47
	Fluency Time! 2	48
	Review 2	50
Unit 7	Are these his trousers?	52
	About me: writing about my favourite clothes	57
Unit 8	Where's Grandma?	58
	About me: writing about my home	63
Unit 9	Lunchtime!	64
	About me: writing about my lunch box	69
	Fluency Time! 3	70
	Review 3	72


Unit 10	A new friend!	74
	About me: writing about my friend	79
Unit 11	I like monkeys!	80
	About me: writing about animals I like	85
Unit 12	Dinnertime!	86
	About me: writing about food I like	91
	Fluency Time! 4	92
	Review 4	94
Unit 13	Tidy up!	96
	About me: writing about my bedroom	101
Unit 14	Action Boy can run!	102
	About me: writing about what I can do	107
Unit 15	Let's play ball!	108
	About me: writing about the beach	113
	Fluency Time! 5	114
	Review 5	116
	Fluency Time! Review	118
	Culture	120
	Everyday English phrase bank	123
	Picture dictionary	124
	Handwriting	132

Lesson One

1 Trace and circle.



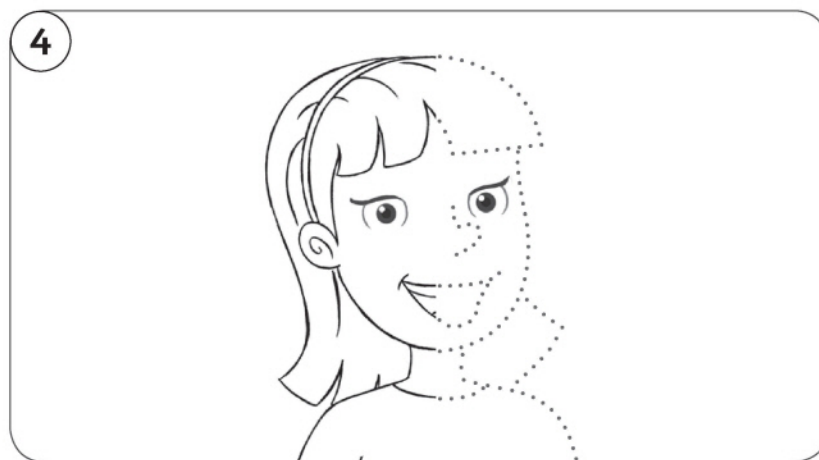
My name's **Tim** / **Billy**.



My name's **Rosy** / **Billy**.




My name's **Miss Jones** / **Tim**.



My name's **Miss Jones** / **Rosy**.

2 Draw yourself and write.




What's your name?

My name's _____.

1 Write.

name you I'm Bye ~~Hello~~ Tim



2 Match.



- 1 Hello.
- 2 How are you?
- 3 What's your name?
- 4 Goodbye.

b

☐

☐

☐


☐

- a Bye.
- b Hello.
- c I'm fine.
- d My name's Tim.

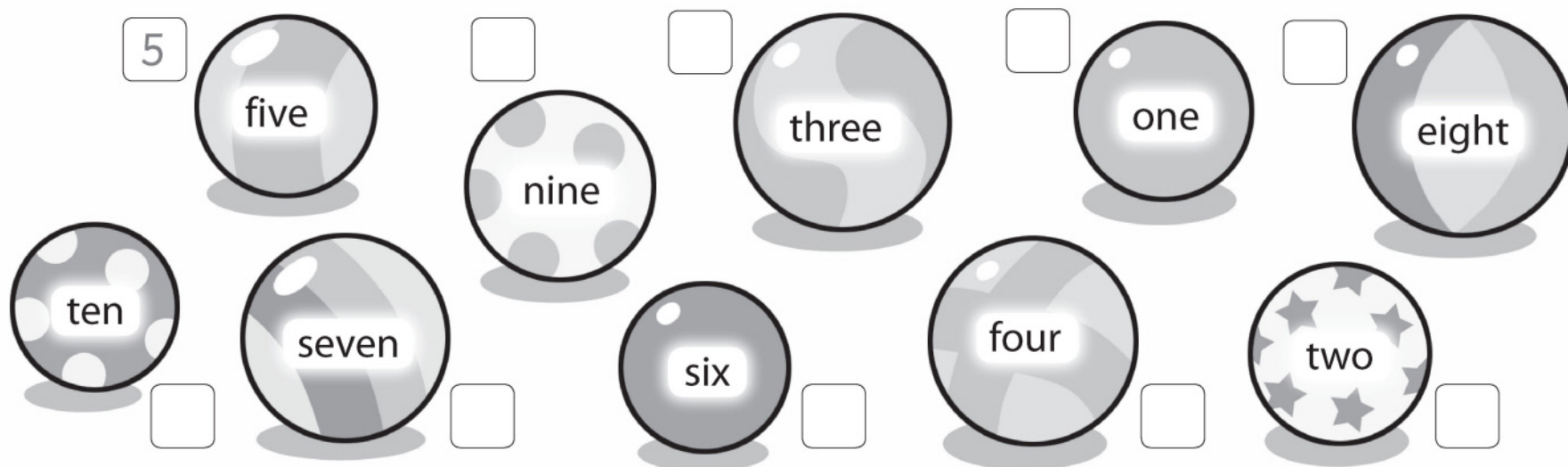


Lesson Three

1 Write. Then point and say.



2 Write the numbers.




3 Write.

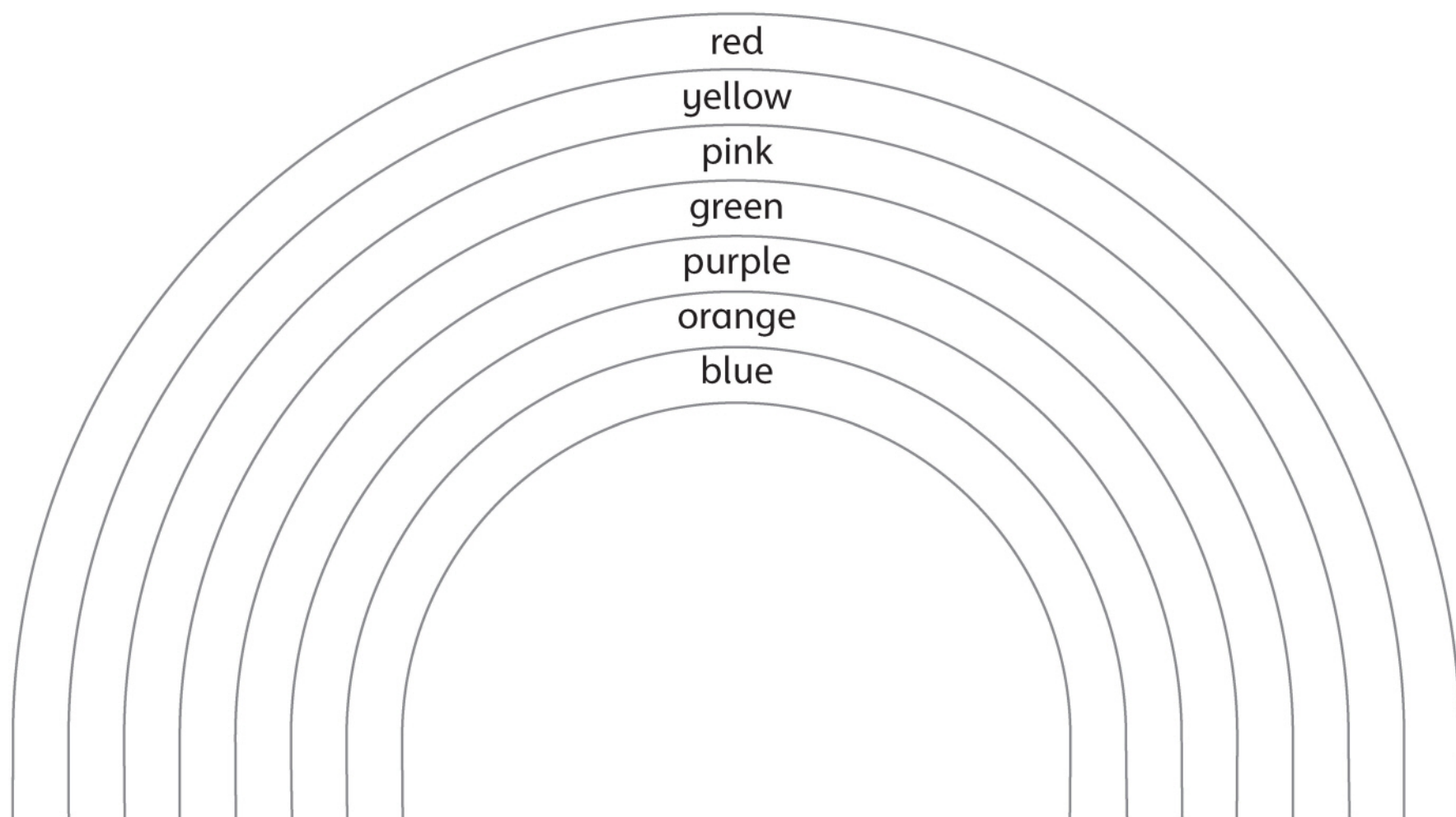


1 Write.

S W M T F ~~S~~ T




2 Read and colour.




Lesson One Words

1 Circle the correct word.

①

book / pencil

②



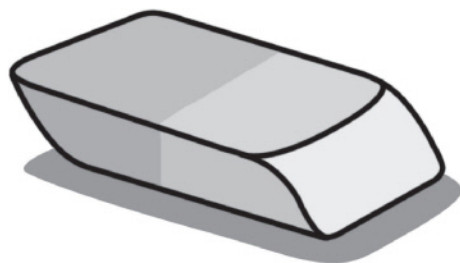
book / ruler

③




ruler / rubber

④




rubber / pen

⑤



book / pen

2 Write.



1 ruler _____

2 p _____

3 b _____

4 r _____

5 p _____

1 Order the words. Match.

1 pen. It's a

It's a pen . b

2 It's ruler. a

_____ .

3 pencil. a It's





_____ .

4 book. It's a


_____ .

5 a rubber. It's

_____ .

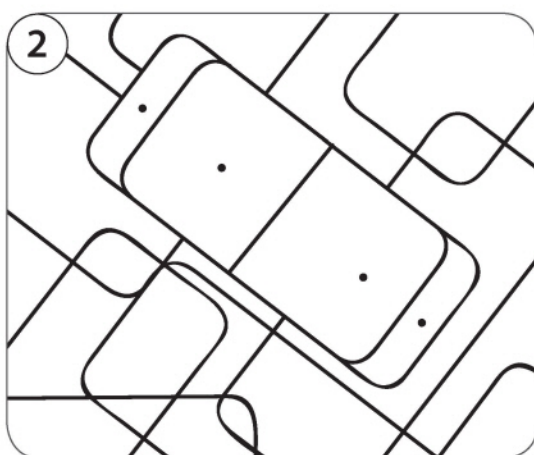


2 Colour and write.



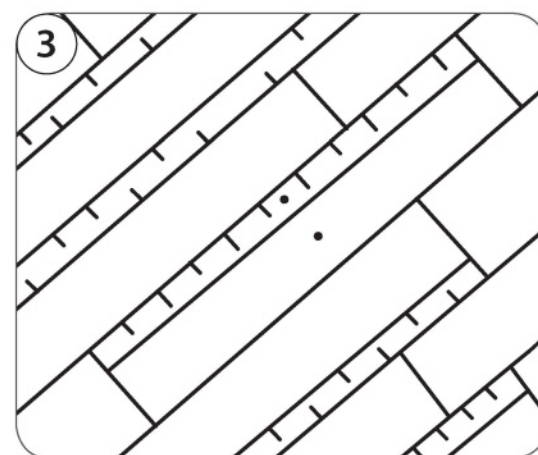
What's this?

It's a pencil .



What's _____ ?

It's _____ .



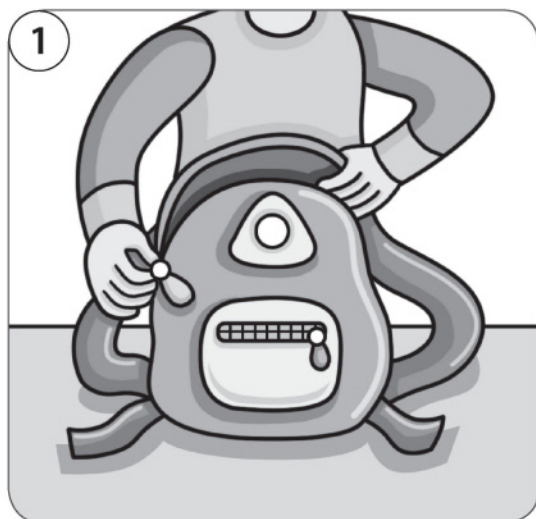
_____ ?

_____ .

Lesson Three Words

1 Write.


door window ~~bag~~



Open the bag.



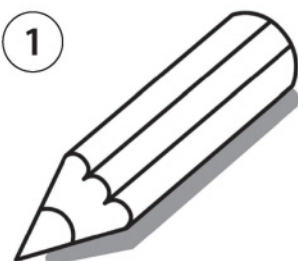
Close the _____.



Open the _____.


2 Look and write.

door window pen bag ~~pencil~~ bookcase folder



1

p e n c i l



2

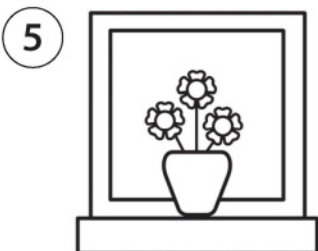
o

3

o

4

l



5

i

6

n

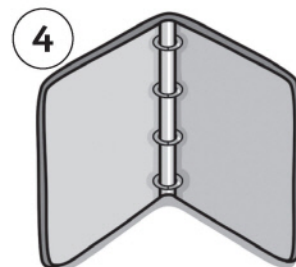
7

g


s




2



4



6




7


1 Trace the correct sound.




a c



d c




d a



b a

2 Write.



a pple



 ird



 at



 og

3 Read and write the letters *a*, *b*, *c* and *d*.



The cat likes irds.

The og likes pples.

Here's the at with the ird.

Here's the og with the pple.



4 Match.

A

B

C

D

c

a

d

b

Skills Time!

Lesson Five

Reading

1 Circle the correct word and write.




My name's Emma.

Sally Sue Emma



This is my school _____.

book ruler bag



It's a _____.

pen rubber bag



And this is a blue _____.

folder ruler pencil



And a red _____.

pen pencil rubber

2 Read and colour.

This is my pencil case.

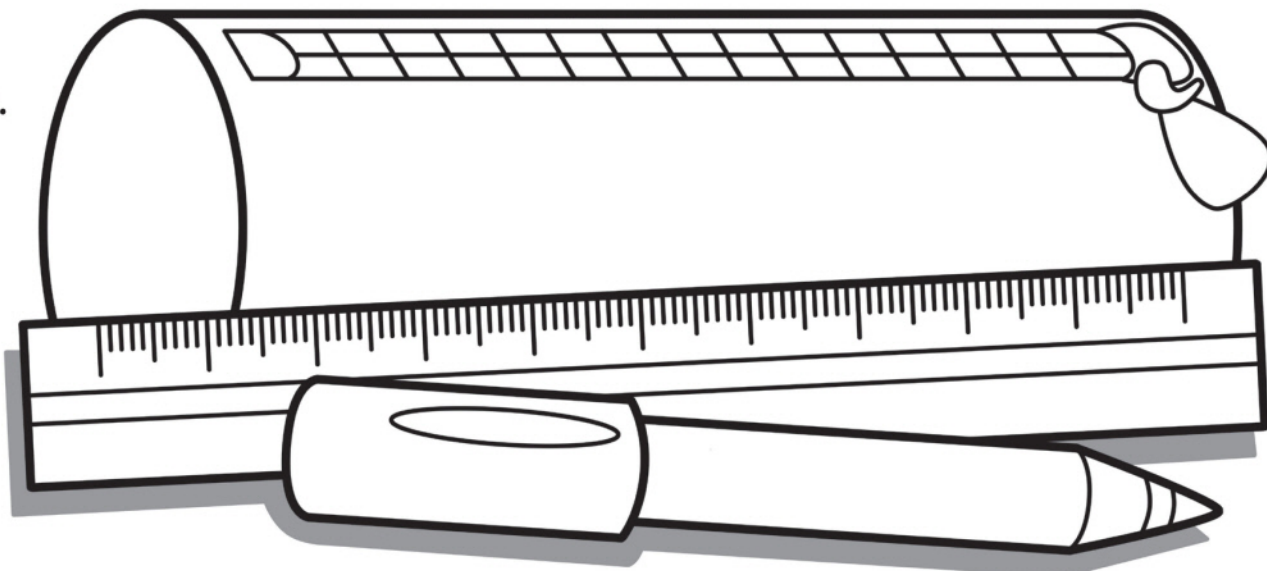
It's green.

This is my pen.

It's red.

This is my ruler.

It's yellow.



Writing

1 Count the words and write.

1 Open your book. 3

3 Look at this.

5 This is my school bag.

2 It's blue.

4 This is Emma.

6 Look at the train.



About me!

2 Look at your school things. Write the colours.

red yellow blue green pink purple orange

pen

pencil

rubber

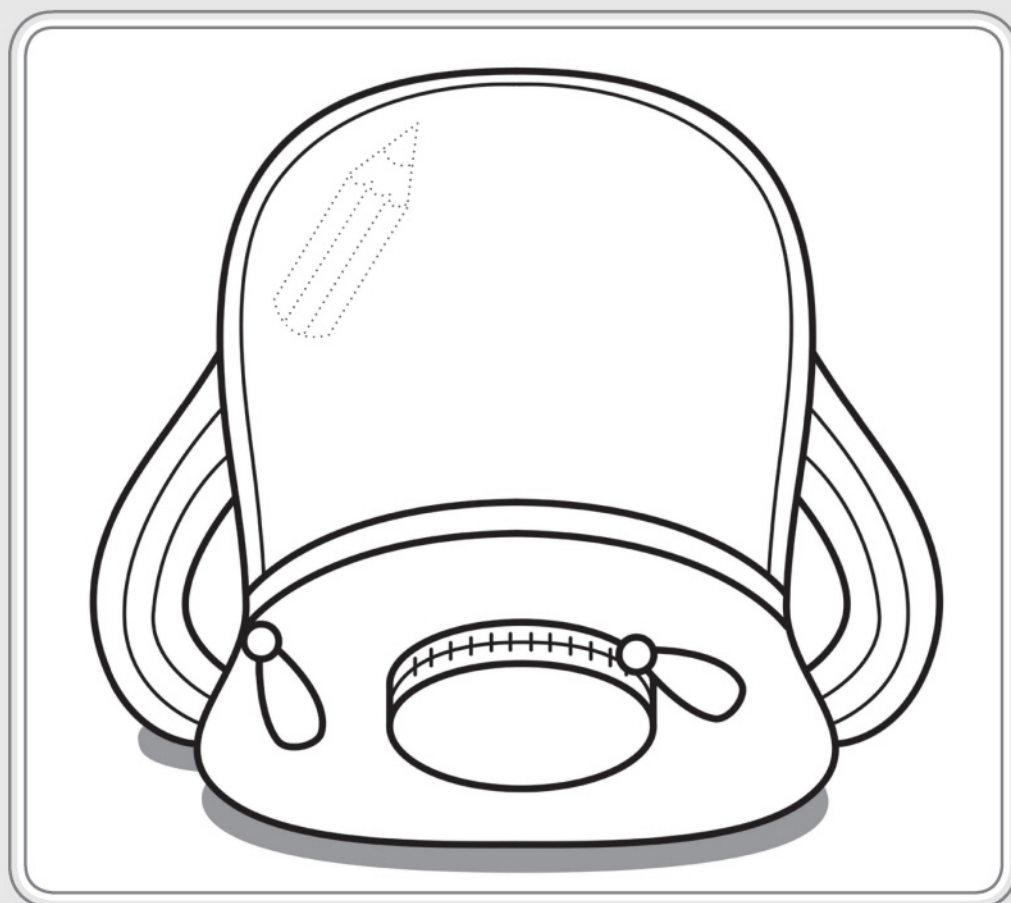
bag

ruler

book

3 Draw, colour and write about three of your school things.

This is a pencil. It's blue.



This is a .

It's .

This is a .

It's .

This is a .

It's .