

American

2nd Edition

Family and Friends

3



OXFORD


American

Family and Friends

2nd Edition

3

Student Book



Tamzin Thompson
Naomi Simmons

OXFORD
UNIVERSITY PRESS

Scope and sequence

Starter: My family		Family words	Months of the year	Numbers 1–100	Comparatives	page 4
	Words	Grammar	Phonics	Skills		
1	They're from Australia!					page 8
	Countries Seasons / Home	Simple present: be <i>Where are you from?</i> <i>I'm from Mexico.</i>	Consonant blends: cr: crayon dr: draw, drink sp: spoon sn: snake pl: play	Reading: a story: <i>The Lazy Bear</i> Listening: identifying details about age, birthday, country, seasons Speaking: asking and answering about age, country, and favorite season Writing: capitalizing proper nouns and sentence beginnings; writing about myself (WB)		
Fluency Time! 1		Playing games	Craft: a card game		page 14	
2	My weekend					page 16
	Hobbies	like + verb + ing <i>I like reading. I don't like fishing.</i> <i>Does he like playing chess?</i> <i>Yes, he does. / No, he doesn't.</i>	Magic e : a_e: face, space i_e: kite, bike o_e: rope, stone u_e: June, cube	R: a hobbies forum L: identifying details about different pen pals S: choosing a pen pal based on hobbies W: full forms and short forms of <i>be</i> and <i>have</i> ; writing an email about my hobbies (WB)		
Geography Time!		Continents	Project: a globe		page 22	
3	My things					page 24
	My things / phrasal verbs Collections	your / our / their <i>That's their CD player.</i> Can for permission / requests <i>Can I use your computer?</i> <i>Yes, you can. / No, you can't.</i>	Words with ar : <i>car, park, shark, star, scarf</i>	R: a school project L: identifying details about collections S: talking about collections W: punctuation marks: question marks, commas, and periods; writing about a child's collection (WB)		
Review 1						page 30
4	We're having fun at the beach!					page 32
	Water sports Adjectives to describe places	Present progressive: affirmative and negative <i>I'm swimming.</i> <i>She isn't snorkeling.</i>	all endings: <i>ball, mall, wall, tall, small</i>	R: a vacation brochure L: identifying details about beach activities S: describing what you like doing on the beach W: spelling rules for the present progressive; writing about my trip (WB)		
Fluency Time! 2		Things in common	Craft: a survey chart		page 38	
5	A funny monkey!					page 40
	Zoo animals Adjectives to describe emotions and things	Present progressive: questions and short answers <i>Is the crocodile eating the sandwich?</i> <i>Yes, it is. / No, it isn't.</i>	or and aw spellings: or: fork, horse, corn aw: straw, paw, yawn	R: a story: <i>The Lion and the Mouse</i> L: identifying different frames of a cartoon strip S: describing different frames of a cartoon strip W: using quotation marks; writing a fact file about animals (WB)		
Science Time!		Animals	Project: a fact card		page 46	
6	Jim's day					page 48
	Daily routine Time words	Simple present: affirmative, negative and questions <i>I have breakfast at eight o'clock.</i> <i>Do they live in a big house?</i> <i>Yes, they do. / No, they don't.</i>	oy and oi spellings: oy: boy, toy, oyster oi: coin, oil, soil	R: a website: Cyber School L: identifying details about a student's day S: describing daily routine W: proper nouns; writing information about me (WB)		
Review 2						page 54
7	Places to go!					page 56
	Places in town Performances	Simple present and adverbs of frequency : always, sometimes, never <i>I sometimes go to the library.</i> Prepositions of time: on, at, in	ow and ou spellings: ow: cow, clown, flower ou: house, round, mouse	R: a movie review L: identifying details about free time activities S: describing free time activities W: verbs, adjectives and prepositions; writing an invitation email (WB)		
Fluency Time! 3		Things we are good at	Craft: a poster		page 62	

	Words	Grammar	Phonics	Skills
<div>8 I'd like a melon! page 64</div>				
	Food	Countable and uncountable nouns <i>a, an, some</i> <i>I'd like a melon.</i> <i>Would you like a banana? Yes, please. / No, thanks.</i>	Id and It endings: Id: <i>child, shield, field</i> It: <i>belt, quilt, adult</i>	R: a recipe L: identifying what people want at the market S: a role play: at the market W: adjective order; writing a recipe (WB)
<div>Science Time! Health Project: a food pyramid page 70</div>				
<div>9 The fastest animal in the world page 72</div>				
	Describing places	Comparative adjectives <i>Mexico is bigger than the U.K.</i> Superlative adjectives <i>The highest mountain in the world is Mount Everest.</i>	nd, nt, and mp endings: nd: <i>hand, pond</i> nt: <i>plant, tent</i> mp: <i>lamp, camp</i>	R: an article: <i>World Records</i> L: identifying geographical features S: describing geographical features W: placement of adverbs of frequency; writing about things I do (WB)
<div>Review 3 page 78</div>				
<div>10 In the park! page 80</div>				
	In the park Verbs	must / mustn't for rules and obligations <i>You must turn off your cell phone.</i> <i>You mustn't walk on the grass.</i>	Long vowel sound a: <i>rain, train</i> <i>Monday, tray</i> <i>case, race</i>	R: a story: <i>The Gingerbread Man</i> L: identifying library rules S: describing library rules W: using <i>and</i> / <i>or</i> in sentences; writing school rules (WB)
<div>Fluency Time! 4 Giving directions Craft: a map of an island page 86</div>				
<div>11 In the museum page 88</div>				
	Transportation Prepositions	Simple past with be: affirmative and negative <i>There was / wasn't a park in our town fifty years ago.</i> lots of, some, any <i>There were / weren't some trains a hundred years ago.</i> Time words and phrases: <i>yesterday, last week / year / Monday, (fifty years) ago, then</i>	Long vowel sound e: <i>ice cream, dream</i> <i>queen, green</i> <i>jelly, happy</i>	R: a history poster: <i>The First Thanksgiving</i> L: identifying aspects of settler life S: describing aspects of settler life W: using paragraphs in writing; writing about my town in the past and now (WB)
<div>Social Studies Time! Transportation Project: a transportation chart page 94</div>				
<div>12 A clever baby! page 96</div>				
	Adjectives to describe people	Simple past with be and have: affirmative and negative <i>I wasn't tall when I was five. You were happy on vacation.</i> <i>I had math class last week.</i>	Long vowel sound i: <i>night, light</i> <i>sky, dry</i> <i>smile, shine</i>	R: a poem: <i>My Grandma</i> L: distinguishing details about a boy S: making true / false statements about a boy W: using <i>and</i> and <i>but</i> in sentences; writing about my family (WB)
<div>Review 4 page 102</div>				
<div>13 The Ancient Mayans page 104</div>				
	Verbs Adjectives to describe things	Simple past with regular verbs: affirmative and negative <i>They lived 2,000 years ago.</i> <i>They didn't live in apartments.</i>	Long vowel sound o: <i>snow, elbow</i> <i>coat, soap</i> <i>nose, stone</i>	R: an information poster: <i>Hammocks</i> L: identifying details about someone's day S: describing details of someone's day W: using topic headings in paragraphs; writing about the Ancient Mayans (WB)
<div>Fluency Time! 5 Describing people Craft: a party scene page 110</div>				
<div>14 Did you have a good day? page 112</div>				
	School things Camping things	Simple past questions <i>Did you have a good day?</i> <i>Yes, I did. / No, I didn't.</i> Wh- questions: what / when / where <i>What did you watch last night? A movie.</i>	Long vowel sound u: <i>moon, boot</i> <i>blue, glue</i> <i>tune, tube</i>	R: an interview L: identifying the events of a camping trip S: describing the events of a camping trip W: using time words to show the sequence of events; writing about my school day (WB)
<div>Art Time! What is art? Project: a collage page 118</div>				
<div>15 Our vacation! page 120</div>				
	Vacation things Time words	be going to + verb <i>He's going to play basketball tomorrow.</i> <i>Are you going to swim in the ocean?</i> <i>Yes, I am. / No, I'm not.</i>	Words with oo: <i>book, wool, wood, hood, cook</i>	R: an email L: identifying details about a boy's school vacation S: discussing plans for the following week W: opening and closing remarks in an email, postcard, or letter; writing an email to a friend (WB)
<div>Review 5 page 126</div>				

Lesson One

1 Listen, point, and repeat.  01

grandma

grandpa

mom

dad

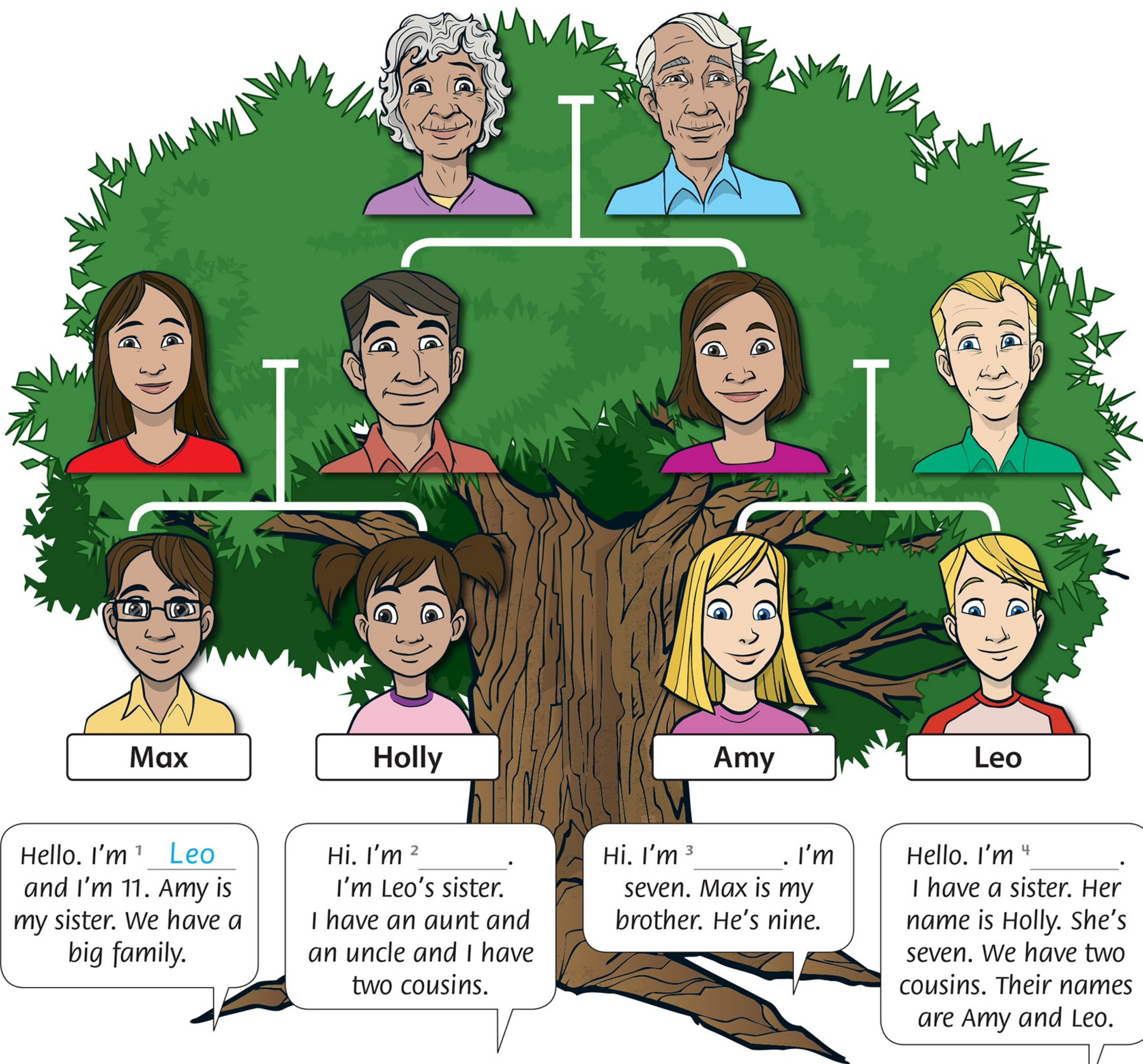
aunt

uncle

brother

sister

cousin



2 Read and write the names.


3 Listen and check.  02

1 Read and write *T* (true) or *F* (false).



- | | | | |
|--|---------------|--|---------------|
| 1 The red car is bigger than the blue car. | <u> T </u> | 2 The green car is bigger than the blue car. | <u> </u> |
| 3 The green car is faster than the red car. | <u> </u> | 4 The red car is faster than the green car. | <u> </u> |
| 5 The blue car is slower than the green car. | <u> </u> | 6 The blue car is slower than the red car. | <u> </u> |


2 Write.




The elephant is bigger (big) than the monkey.



The giraffe is (tall) than the zebra.



The donkey is (fast) than the cow.



The goat is (small) than the horse.

3 Read and write *T* (true) or *F* (false).

- | | |
|--------------------------|---------------|
| 1 It was sunny. | <u> T </u> |
| 2 The children were sad. | <u> </u> |
| 3 The girl was hungry. | <u> </u> |
| 4 The boy was thirsty. | <u> </u> |
| 5 Mom and Dad were cold. | <u> </u> |



Lesson Three

1 Listen and sing. 03



Twelve months in a year

January, February, March, and April,
January, February, March, and April,
January, February, March, and April,
Twelve months in a year!



May, June, July, then August and September,
May, June, July, then August and September,
May, June, July, then August and September,
Twelve months in a year!



October, November, and December,
October, November, and December,
October, November, and December,
Twelve months in a year!



2 Speaking Ask and answer about you.

When's your birthday?

My birthday is in June.

How old are you?

I'm nine.

1 Listen, point, and repeat.  04



2 Listen, point, and repeat.  05



3 Write the answers.

1 ten + fifty = sixty

3 twenty + twenty = _____

5 thirty-two + twenty-seven = _____

7 forty-five + thirty-five = _____

2 seventy + ten = _____

4 sixty-three + thirty-one = _____

6 ninety-two + eight = _____

8 ten + twenty-eight = _____

Lesson One Words

1 Listen, point, and repeat.  062 Listen and read.  07

1 Listen to the story again and repeat. Act.

2 Look and say.

Let's learn!

I

I'm from South Korea.

Where **are you** from?

He / She / It

He's from Brazil.

Where **is he** from?


You / We / They

They're from Mexico.

Where **are they** from?



3 Read and check (✓).



1 He's from South Korea. ☐

She's from South Korea. ☒



2 They're from Brazil. ☐

She's from Brazil. ☐



3 We're from Spain. ☐

He's from Spain. ☐



4 They're from the U.S.A. ☐

I'm from the U.S.A. ☐

4 Write.

We're

She's

~~He's~~

They're

1 Bao is nine. He's from Vietnam.


2 Jenny is eight. _____ from Australia.

3 Maria and I are friends. _____ from Mexico.

4 Jack and Carl are brothers. _____ from the U.S.A.

Lesson Three Grammar and Song

1 Speaking Think of a boy or a girl. Ask and answer.



Ji-Young, 8

Tom, 10

Ellie, 9

Billy, 8

Eun-Hee, 9

Jack, 10

Zoe, 8

Carl, 8

Is it a girl?

Yes, it is.

Where is she from?

She's from South Korea.

How old is she?

She's eight.

It's Ji-Young!

2 Write about three people.

Ji-Young is eight. She's from South Korea. Tom is ...

3 Listen and sing. 08

4 Sing and do.



Where are you from?

I'm from Brazil.

It's nice to meet you!

Hello, hello,

Nice to meet you, too.

This is my friend.

He's from the U.S.A.

Hello, hello,

How are you today?

Where are you from?


I'm from _____.

Hello, hello,

How are you today?



1 Listen, point, and repeat.  09



2 Listen and chant.  10



3 Read the chant again. Circle the words from Exercise 1.

4 Circle the beginning letters. Listen and check.  11



br dr cl tr



tr cl cr sl



sm br st sp



dr sn cr pl



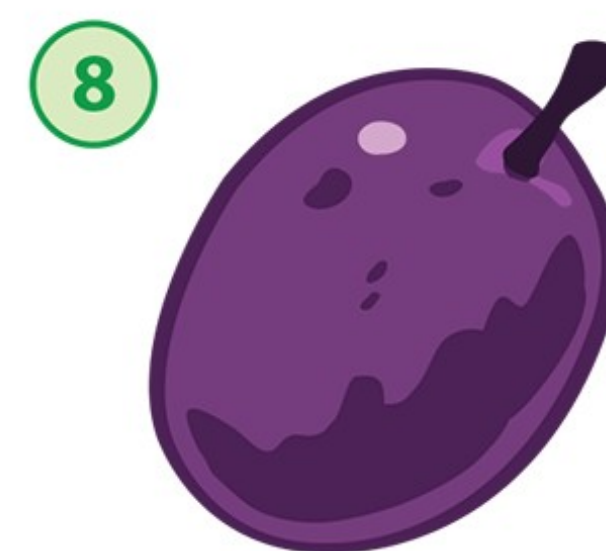
pr sn pl fr



sn br dr sp



cr tr cl dr



sp cr fl pl