


American

2nd Edition

# Family and Friends 2



OXFORD



American

# Family and Friends

2nd Edition

# 2

## Workbook



Naomi Simmons

OXFORD  
UNIVERSITY PRESS



Great Clarendon Street, Oxford, OX2 6DP, United Kingdom

Oxford University Press is a department of the University of Oxford.  
It furthers the University’s objective of excellence in research, scholarship,  
and education by publishing worldwide. Oxford is a registered trade  
mark of Oxford University Press in the UK and in certain other countries

© Oxford University Press 2015

The moral rights of the author have been asserted

First published in 2015

2019 2018 2017 2016 2015

10 9 8 7 6 5 4 3 2 1

No unauthorized photocopying

All rights reserved. No part of this publication may be reproduced, stored  
in a retrieval system, or transmitted, in any form or by any means, without  
the prior permission in writing of Oxford University Press, or as expressly  
permitted by law, by licence or under terms agreed with the appropriate  
reprographics rights organization. Enquiries concerning reproduction outside  
the scope of the above should be sent to the ELT Rights Department, Oxford  
University Press, at the address above

You must not circulate this work in any other form and you must impose  
this same condition on any acquirer

Links to third party websites are provided by Oxford in good faith and for  
information only. Oxford disclaims any responsibility for the materials  
contained in any third party website referenced in this work

ISBN: 978 0 19 481605 2

Printed in China

This book is printed on paper from certified and well-managed sources

ACKNOWLEDGEMENTS

Cover and title page illustration by: Tomek Giovanis and Christos Skaltsas

Illustrations by: Kathy Baxendale pp.20, 68; Andy Catling pp.44, 124; Simon  
Clare pp.11, 19, 27, 31 (t), 35, 43, 51, 55 (b), 59, 67, 75, 79, 82 (b), 83, 91, 99,  
103 (t), 107, 115, 123; Chris Embleton-Hall/Advocate Art pp.7, 8, 10, 16 (b), 18,  
24, 32, 34, 40, 42, 48, 50, 54, 55 (t), 58, 64, 66, 72, 74, 76, 78, 79 (b), 80 (b), 88,  
90, 93, 96, 102, 103 (b), 104, 106, 112, 114, 120, 122, 127, 128 (b), 129, 130, 131,  
132, 133, 134, 135, 136; Amanda Enright/Advocate Art pp.28, 92, 100, 101;  
Tomek Giovanis and Christos Skaltsas pp.4, 5, 17 (b), 57 (b), 71, 105, 113, 121,  
128 (t); Andrew Hamilton pp.16 (t), 26, 30, 31 (b), 39, 56, 80 (t), 82 (t), 118; John  
Haslam pp.14, 38, 62, 86, 110, 111; Dusan Pavlic/Beehive Illustration pp.6, 9,  
12, 17 (t), 23, 25, 33, 41, 46, 49, 52, 53, 57 (t), 60, 65, 73, 81, 89, 94, 95, 97, 108,  
116, 126; Lisa Smith/Sylvie Poggio Artists Agency pp.36, 84; Jo Taylor/Sylvie  
Poggio Artists Agency p.98

The publisher would like to thank the following for their permission to reproduce  
photographs and other copyright material: Alamy pp.94 (bending to touch toes/  
DP RF), (breath in cold weather/DP RM), (anatomical heart/Jiri Hubatka),  
119 (riding a camel/imagebroker); Bridgeman pp.47 (Van Gogh self-portrait/  
Self portrait, 1889 (oil on canvas), Gogh, Vincent van (1853-90)/Musee d’Orsay,  
Paris, France), (Van Gogh self-portrait with straw hat/Self Portrait with Straw  
Hat, 1888 (oil on canvas), Gogh, Vincent van (1853-90)/Private Collection),  
(Van Gogh self-portrait as painter/Self Portrait as a Painter, 1888 (oil on  
canvas), Gogh, Vincent van (1853-90)/Van Gogh Museum, Amsterdam,  
The Netherlands/De Agostini Picture Library); Corbis pp.47 (Van Gogh  
self portrait/Bettmann); Getty pp.46 (face close-up/Mint Images – Norah  
Levine), 94 (anatomical muscles/Science Photo Library – SCIEPRO); iStock  
pp.70 (rubber ducks/philipdyer); Oxford University Press pp.46 (woman’s face/  
Dragon Images), (hand mirror/Stockbyte); Shutterstock pp.46 (artist and easel/  
Diego Cervo), (painting/Boyan Dimitrov), 70 (sinking/nikolay100), 94 (oxygen  
mask/Kamira), 119 (scene from Arctic/Volodymyr Goinyk), (big rocks in the  
desert/Spitzkoppe), (desert sand dune/David Steele)

DVD stills courtesy of Oxford University Press Video Department: pp.15, 39, 63, 87, 111



# Contents

<b>Starter</b>	<b>Welcome back!</b>	<b>4</b>
<b>Unit 1</b>	Our new things	<b>8</b>
	About me: writing about my classroom	<b>13</b>
<b>Fluency Time! 1</b>		<b>14</b>
<b>Unit 2</b>	They're happy now!	<b>16</b>
	About me: writing about my feelings	<b>21</b>
<b>Math Time!</b>		<b>22</b>
<b>Unit 3</b>	I can ride a bike!	<b>24</b>
	About me: writing about what I can and can't do	<b>29</b>
<b>Review 1</b>		<b>30</b>
<b>Unit 4</b>	Do you have a milkshake?	<b>32</b>
	About me: writing about my lunchbox	<b>37</b>
<b>Fluency Time! 2</b>		<b>38</b>
<b>Unit 5</b>	We have English!	<b>40</b>
	About me: writing about my school subjects	<b>45</b>
<b>Art Time!</b>		<b>46</b>
<b>Unit 6</b>	Let's play after school!	<b>48</b>
	About me: writing about what I do after school	<b>53</b>
<b>Review 2</b>		<b>54</b>
<b>Unit 7</b>	Let's buy presents!	<b>56</b>
	About me: writing about presents for my mom	<b>61</b>
<b>Fluency Time! 3</b>		<b>62</b>
<b>Unit 8</b>	What time is it?	<b>64</b>
	About me: writing about my day	<b>69</b>
<b>Science Time!</b>		<b>70</b>
<b>Unit 9</b>	Where does she work?	<b>72</b>
	About me: writing about where my family work	<b>77</b>
<b>Review 3</b>		<b>78</b>

<b>Unit 10</b>	It's hot today!	<b>80</b>
	About me: writing about the weather	<b>85</b>
<b>Fluency Time! 4</b>		<b>86</b>
<b>Unit 11</b>	What are you wearing?	<b>88</b>
	About me: writing about the clothes I'm wearing	<b>93</b>
<b>Social Studies Time!</b>		<b>94</b>
<b>Unit 12</b>	You're sleeping!	<b>96</b>
	About me: writing about my family at a party	<b>101</b>
<b>Review 4</b>		<b>102</b>
<b>Unit 13</b>	Look at all the animals!	<b>104</b>
	About me: writing about a farm visit	<b>109</b>
<b>Fluency Time! 5</b>		<b>110</b>
<b>Unit 14</b>	Look at the photos!	<b>112</b>
	About me: writing about me and my friends in 2nd grade	<b>117</b>
<b>Geography Time!</b>		<b>118</b>
<b>Unit 15</b>	Good job!	<b>120</b>
	About me: writing about a school open day	<b>125</b>
<b>Review 5</b>		<b>126</b>
<b>Picture dictionary</b>		<b>128</b>



## Lesson One

### 1 Write.

Tim brown long short ~~Rosy~~ green curly Billy



Her name's Rosy.

She has \_\_\_\_\_ hair.

She has \_\_\_\_\_ eyes.



His name's \_\_\_\_\_.

He's Rosy's cousin.

He has \_\_\_\_\_ hair.

He has \_\_\_\_\_ eyes.



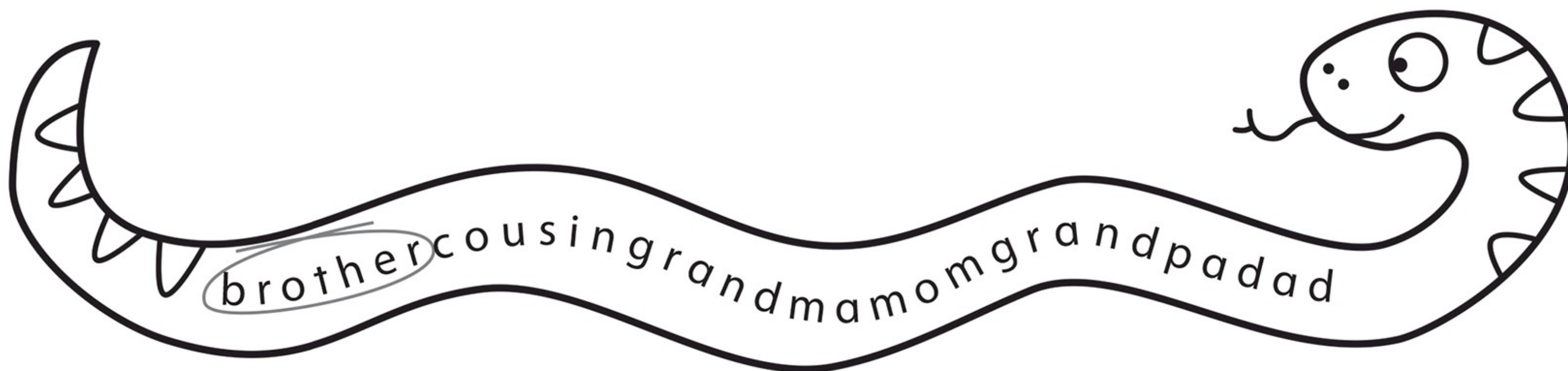
His name's \_\_\_\_\_.

He's Rosy's brother.

He has \_\_\_\_\_ hair.

### 2 Find and circle the family words.

mom dad ~~brother~~ cousin grandma grandpa





## 1 Write your name. Circle the correct word and write. Then draw yourself.

1 My name's \_\_\_\_\_.

2 I'm \_\_\_\_\_.

six    seven    eight

3 \_\_\_\_\_ hair.

blond    brown    black    red

4 I have \_\_\_\_\_ hair.


long    short

5 I have \_\_\_\_\_ hair.

straight    curly

6 I have \_\_\_\_\_ eyes.

brown    blue    gray    green



## 2 Order the words. Match.

1 Rosy's    This    .    mom    is

*This is Rosy's mom.*

2 dad    is    This    Rosy's    .

3 .    cousin    Tim    is    Rosy's

c

a



b



c





Lesson Three

1 Match.

1 Hello.

2 How are you?

3 What's your name?

4 How old are you?

5 Goodbye.

b

a I'm seven.

b Hi.


c Bye.

d I'm fine, thank you.


e My name's Jasmin.

2 Write. Her His He's She's

This is my sister. Her name's Jasmin.  
\_\_\_\_\_ seven.



This is my friend. \_\_\_\_\_ name's Sam.  
\_\_\_\_\_ nine.



3 Find and circle the days of the week. Write.

Sunday Monday ~~Tuesday~~ Wednesday Thursday Friday Saturday


T	S	a	t	u	r	d	a	y	S
h	★	★	★	★	★	★	★	★	u
u	★	T	u	e	s	d	a	y	n
r	★	F	r	i	d	a	y	★	d
s	★	★	★	★	★	★	★	★	a
d	W	e	d	n	e	s	d	a	y
a	★	★	★	★	★	★	★	★	★
y	★	★	★	M	o	n	d	a	y

Today is \_\_\_\_\_.



## 1 Count and write.

There is    There are



1 There are two cars.

2 train.


3 balls.

4 puzzle.

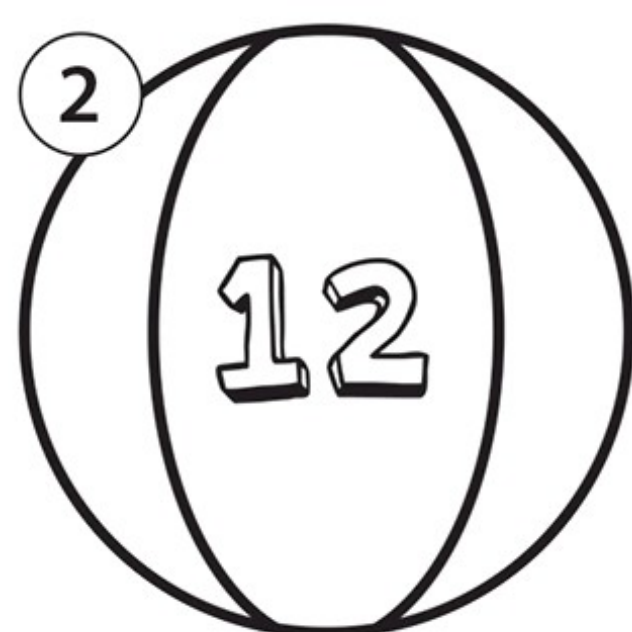
5 teddy bear.

6 kites.

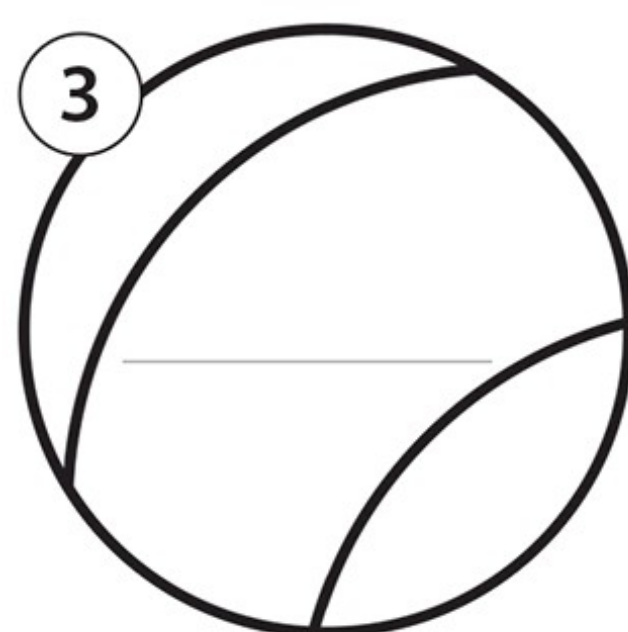
## 2 Write the missing words and numbers.




eleven



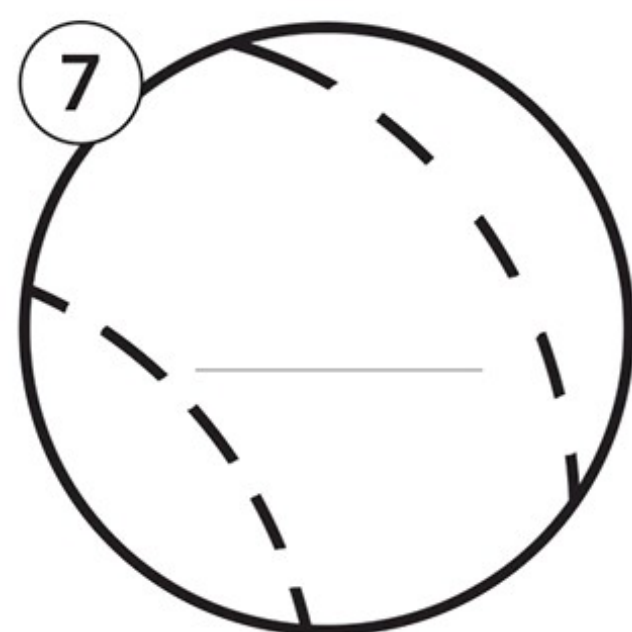

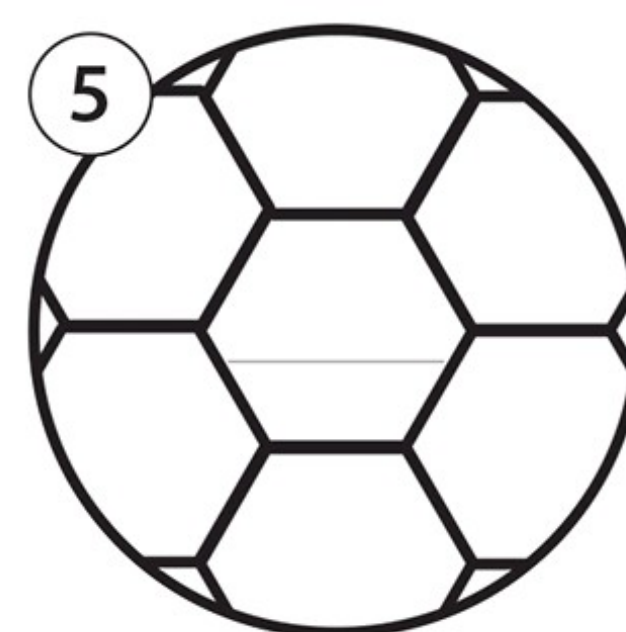
twelve



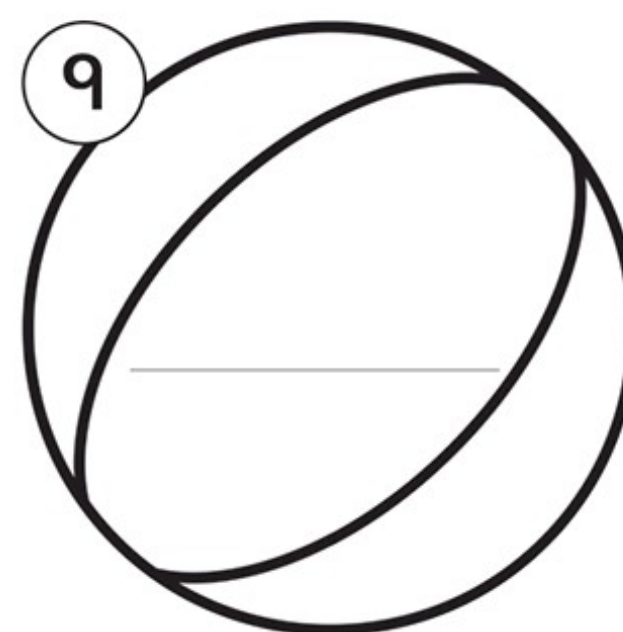

thirteen



fifteen



seventeen



nineteen






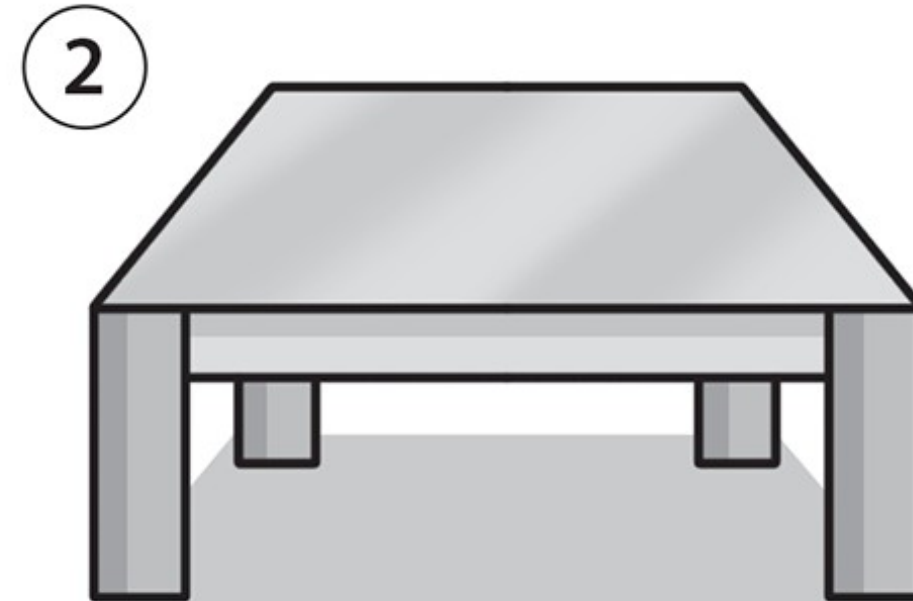
## Lesson One Words

## 1 Find and circle the words.

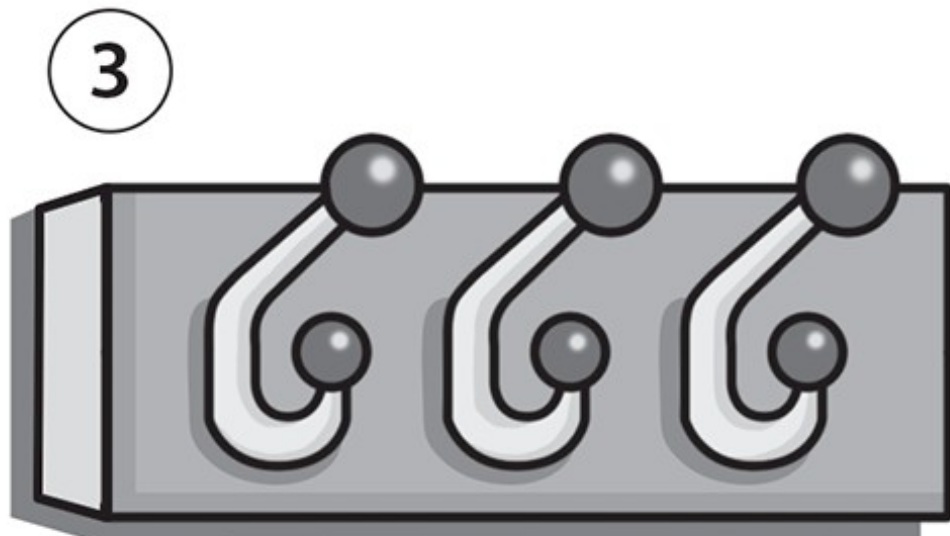
coat hooks   pencil cases   ~~classroom~~   computers   table   board




dclassroomopl



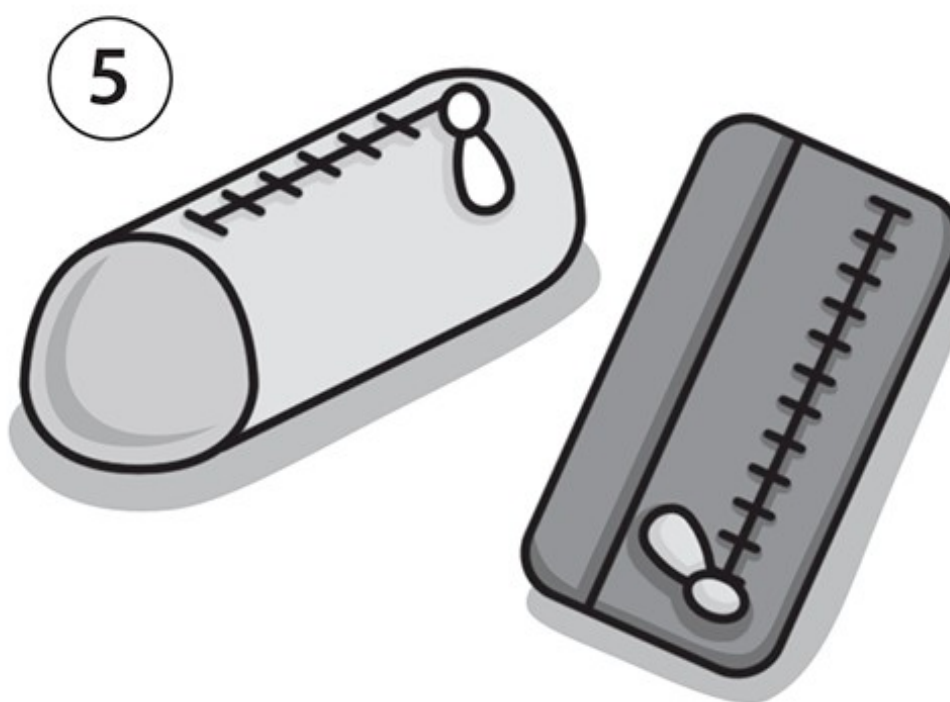
actablebi



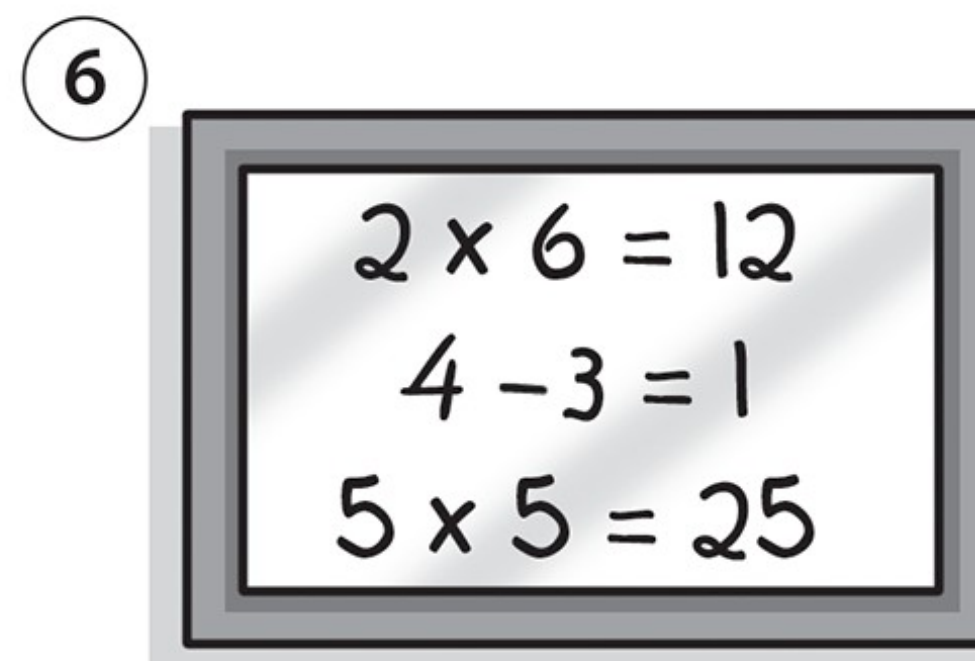
jbcoathookswq



skocomputersrt



xpencilcasest



upboardzx

## 2 Look at the numbers in Exercise 1 and write.

1 Look at this classroom.

2 There is a new \_\_\_\_\_.

3 There are new \_\_\_\_\_.

4 There are new \_\_\_\_\_.


5 There are new \_\_\_\_\_.

6 There is a new \_\_\_\_\_.

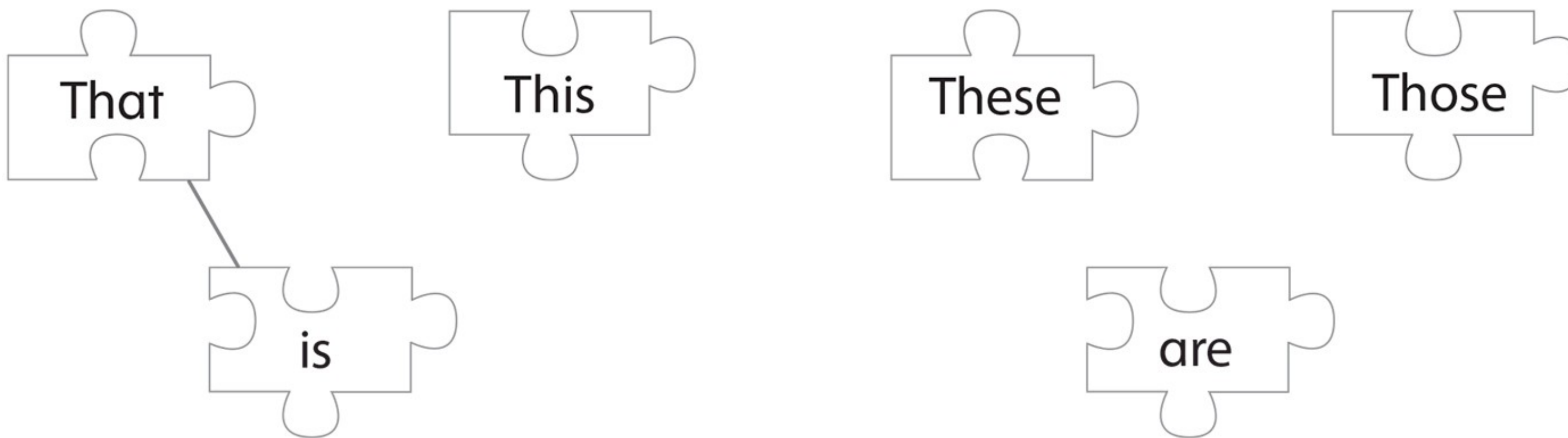


## 1 Match.

1 this       2 that       3 these       4 those



## 2 Match.



## 3 Write.

This is    That is    ~~These are~~    Those are

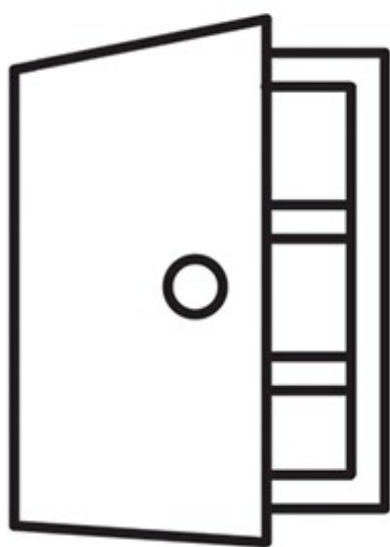

1	2	3	4
These are tables and chairs.	_____ coat hooks.	_____ a computer.	_____ a board.



Lesson Three Words

1 Find and circle the words.


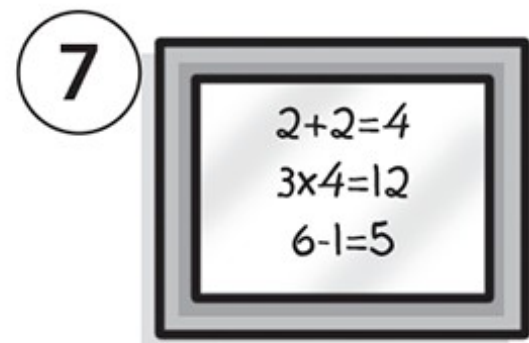
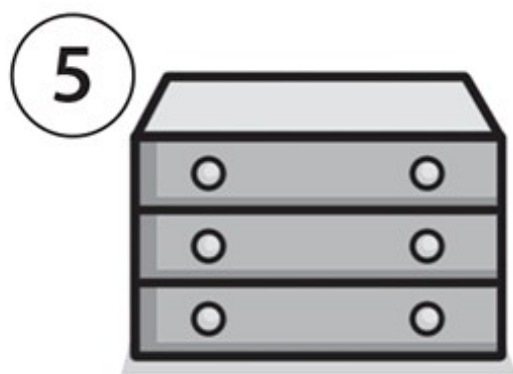



picture poster ~~cabinet~~ drawers



cabinet picture poster drawers

2 Look and write.

drawers poster ~~picture~~ chair board  
pencil case books computer coat hooks



1 p i c t u r e

2 n

3 m

y

4 c

l

5 a

s

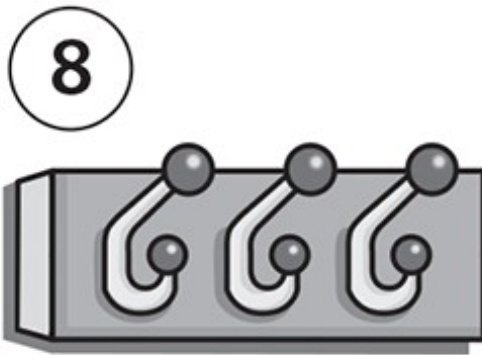
6 s

7 r

8 o

9 o

m






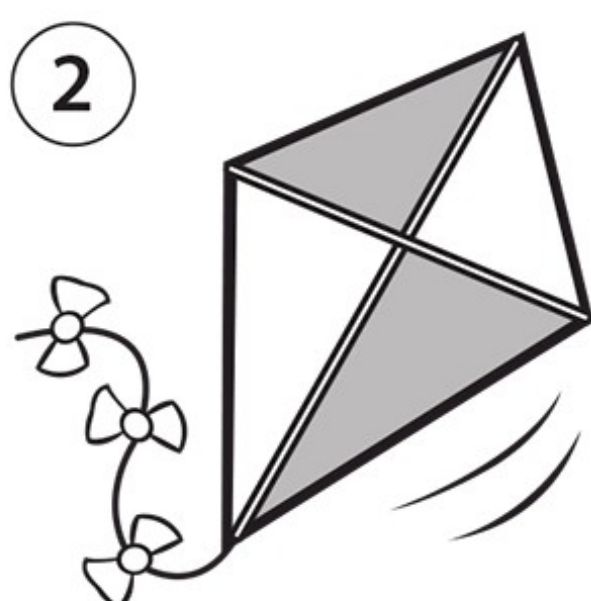
## 1 Write the missing letters.



## 2 Say the word. Say the sound. Circle the beginning letter.




b h g



l d k



g y j



o a c




r p g




o w u




t b d



g h y




t s z



o a e

## 3 Match the capital and small letters.





# Skills Time!

## Lesson Five

### Reading

#### 1 Read.



My name's Layla. I'm in class 2A. This is my classroom.  
The tables are long. There's a big board and there are  
two computers. There are big posters on the wall.  
There are pictures too. Can you see my picture?  
It's a picture of my family. My teacher is Miss Green.  
She's very nice.



#### 2 Read again. Circle five things in Layla's classroom.

#### 3 Circle the incorrect word. Then write the sentence correctly.

1 The girl's name is Tina.

The girl's name is Layla.

2 She's in class 4B.

\_\_\_\_\_

3 The tables are short.

\_\_\_\_\_

4 There's a small board.

\_\_\_\_\_

5 There are four computers.

\_\_\_\_\_

6 Layla's picture is of her friends.

\_\_\_\_\_

7 The teacher's name is Miss White.

\_\_\_\_\_