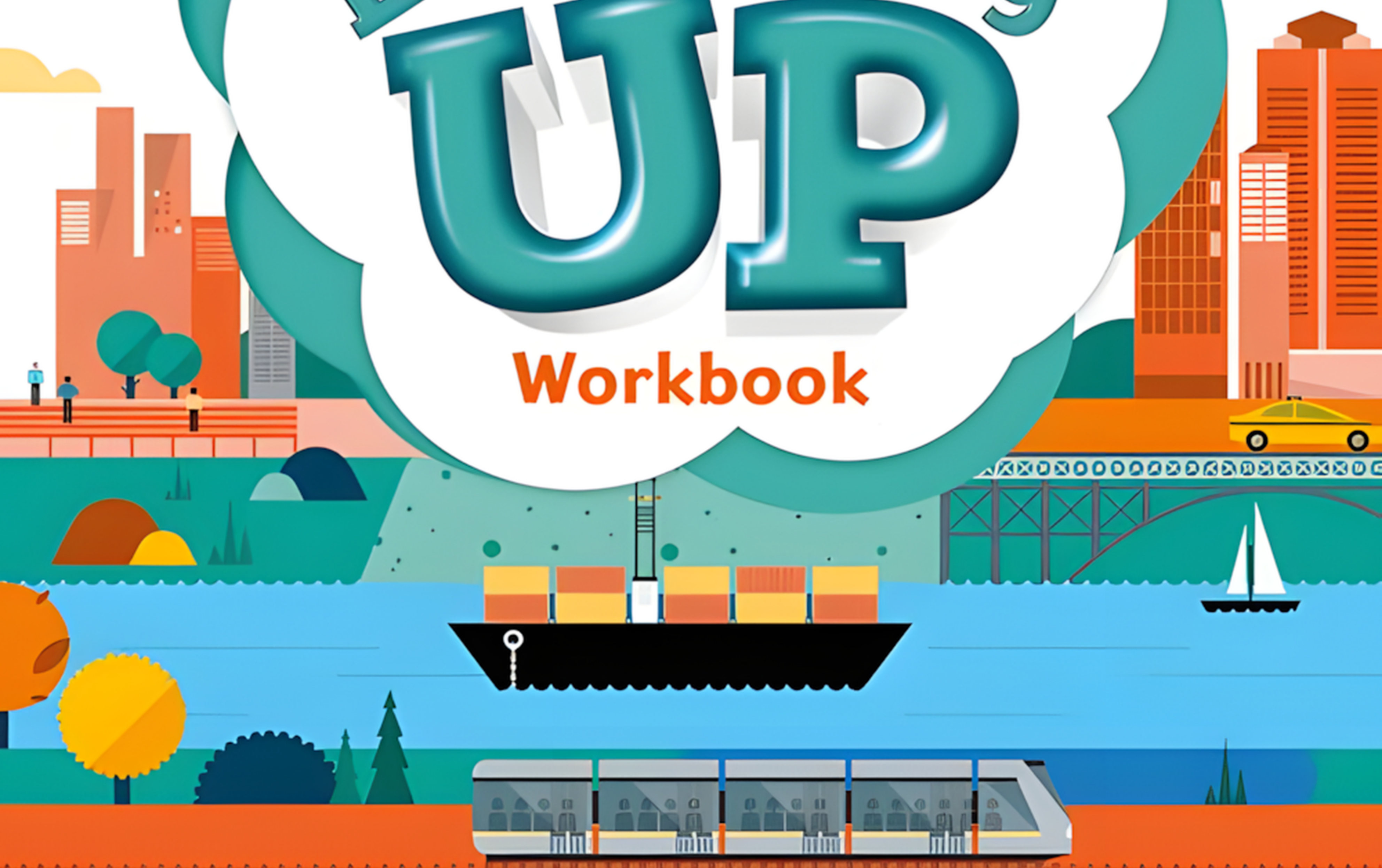


2nd Edition

6

Everybody UP

Workbook



NEW

Check Up with
more review

Kathleen Kompa
Charles Vilina

OXFORD

198 Madison Avenue
New York, NY 10016 USA

Great Clarendon Street, Oxford, ox2 6dp, United Kingdom

Oxford University Press is a department of the University of Oxford.
It furthers the University’s objective of excellence in research, scholarship,
and education by publishing worldwide. Oxford is a registered trade
mark of Oxford University Press in the UK and in certain other countries

© Oxford University Press 2016

The moral rights of the author have been asserted

First published in 2016

2020 2019 2018 2017 2016

10 9 8 7 6 5 4 3 2 1

No unauthorized photocopying

All rights reserved. No part of this publication may be reproduced, stored
in a retrieval system, or transmitted, in any form or by any means, without
the prior permission in writing of Oxford University Press, or as expressly
permitted by law, by licence or under terms agreed with the appropriate
reprographics rights organization. Enquiries concerning reproduction outside
the scope of the above should be sent to the ELT Rights Department, Oxford
University Press, at the address above

You must not circulate this work in any other form and you must impose
this same condition on any acquirer

Links to third party websites are provided by Oxford in good faith and for
information only. Oxford disclaims any responsibility for the materials
contained in any third party website referenced in this work

ISBN: 978-0-19-410643-6 WORKBOOK WITH ONLINE PRACTICE PACK

ISBN: 978-0-19-410622-1 WORKBOOK WITH ONLINE PRACTICE AS PACK COMPONENT

ISBN: 978-0-19-410629-0 DIGITAL STUDENT ONLINE PRACTICE AS PACK COMPONENT

ISBN: 978-0-19-410636-8 DIGITAL STUDENT ONLINE PRACTICE ACCESS CARD AS
PACK COMPONENT

Printed in China

This book is printed on paper from certified and well-managed sources

ACKNOWLEDGMENTS

Cover Design: Yin Ling Wong

Cover Illustration: Fernando Volken Togni

Illustrations by: Valentina Belloni: 6, 7, 44, 45, 68, 69; Galia Bernstein: 2, 3,
16, 17, 32–34, 50, 52, 53, 56, 57, 72; Lalena Fisher: 28, 29, 38, 54, 55, 72, 73;
Aga Kowalska: 74, 75; Anthony Lewis: 4, 5, 14, 15, 21, 23, 30, 31, 35, 41, 42,
43, 61, 63, 81, 83; Gabriele Tafuni: 8, 9, 12, 13, 26, 27, 48, 49, 66, 67, 70, 76,
77; Jomike Tejido: 10, 11, 24, 25, 36, 37, 46, 47, 64, 65.

Back Cover Photo: Vibrant Image Studio/Shutterstock

2nd Edition

6

Everybody

UP

Workbook

Kathleen Kampa

Charles Vilina

OXFORD
UNIVERSITY PRESS

Welcome

A Write.

New Zealand wrote calendar expensive ~~shower~~ confident
research sandals wash uploaded comfortable nervous

1.



I always take a shower, _____ my hair, and check my _____ before I go to bed.

2.



I learned how to dive in _____. First, I felt _____, but then I felt _____

3.



I already did _____ for my report, _____ some photos, and _____ some emails.

4.



My new _____ were the most _____ ones in the store, but they weren't the most _____

B What about you? Write.

1. What countries have you visited?

2. What have you done on your computer today?

3. What do you always do before you go to bed?

C Write.

Egypt	Chinese	Japan	Spanish
Brazil	China	Japanese	Korean

1. What language do people speak in Korea?

They speak

2.

Portuguese.

3.

Spain?

4.

Arabic.

D Unscramble.

1.



When is the report due?

is / due / when / report / the

2.



the / will / which / exam / be / units / on

3.



get / the / how / auditorium / do / to / I

4.



the / be / will / project / you / my / for / partner

1

Getting Around

Lesson 1 Directions

A Match.

1. under ____

2. along ____

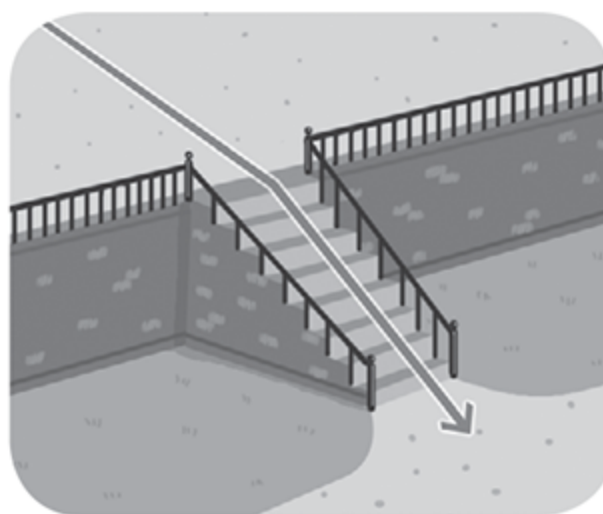
3. over ____

4. down ____

5. up ____

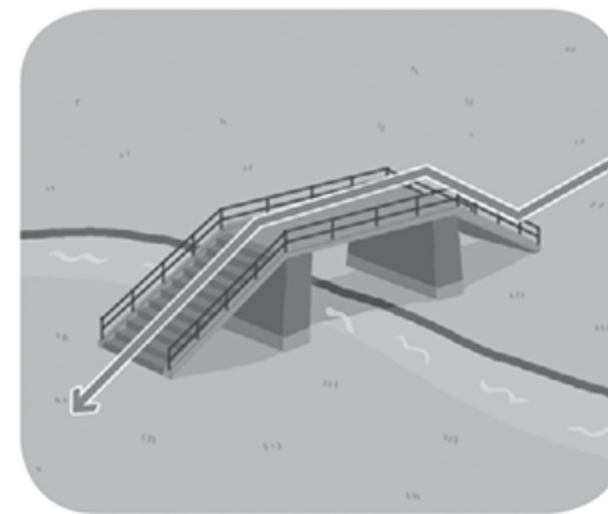
6. around ____

a.



the stairs

d.



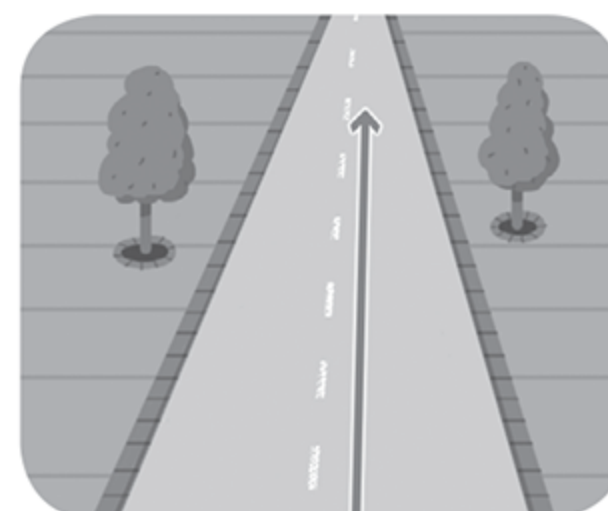
the bridge

b.



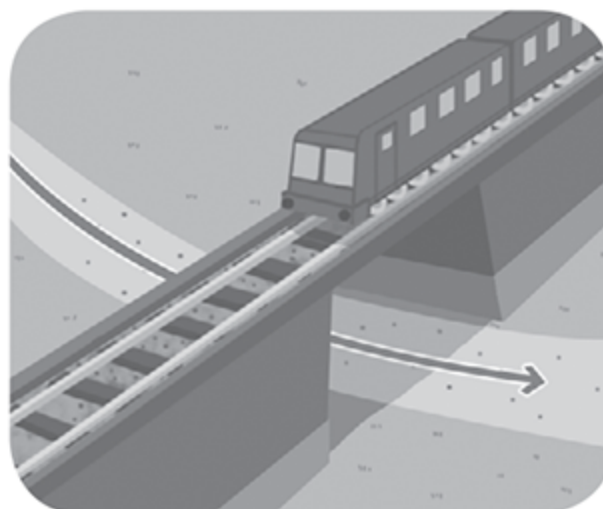
the river

e.




the street

c.



the train tracks

f.



the fountain

B Look at A. Write.

1. I've just gone under the train tracks.

2. _____

3. _____

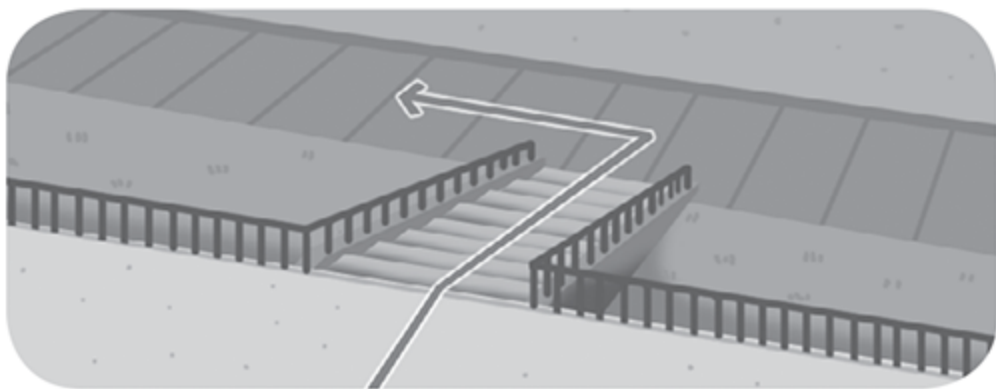
4. _____

5. _____

6. _____

C Circle.

1.



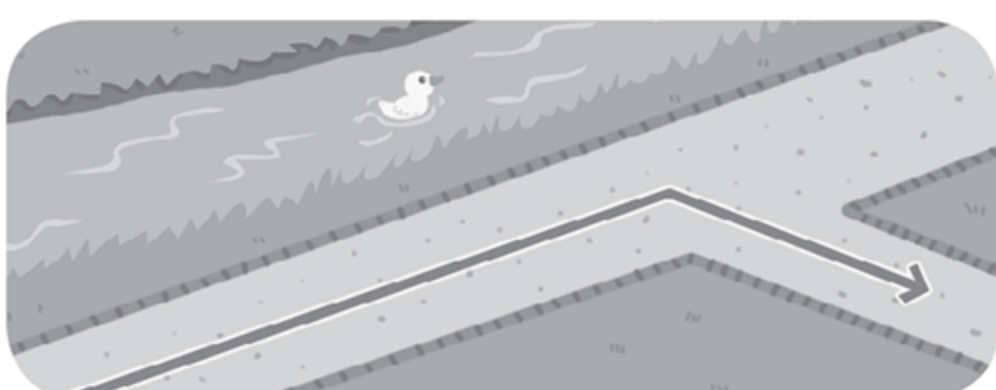
Walk down the stairs and go straight.
up the street turn left.

2.



Walk along the river and go straight.
around the fountain turn left.

3.



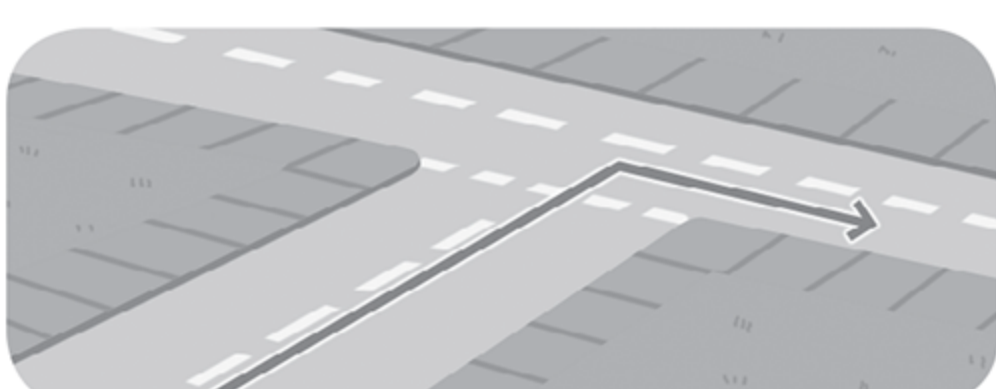
Walk up the street and turn right.
along the river turn left.

4.



Walk around the fountain and turn right.
under the train tracks turn left.

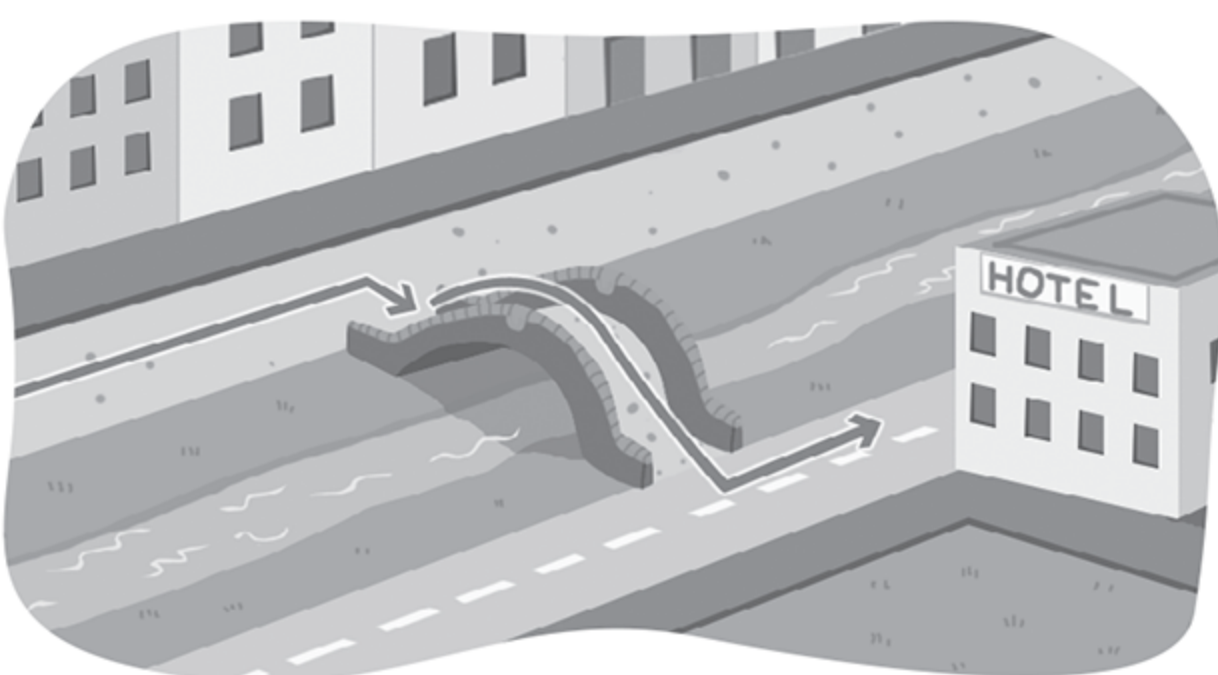
5.



Walk up the street and go straight.
down the stairs turn right.

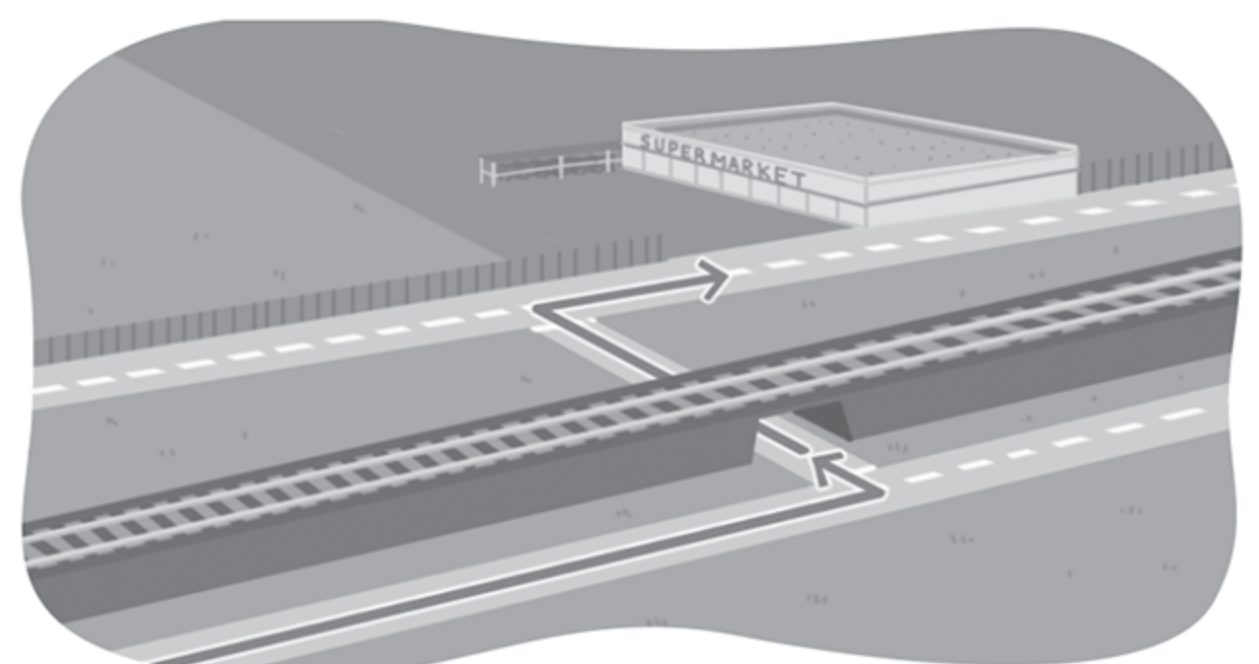
D Write.

1.



How do I get to the _____
First _____ river
Then _____

2.



Lesson 2 Transportation

A Match.

1. drive a car

a.



b.



2. take the train

3. ride the ferry

c.




d.



4. take the subway

5. ride the bus

e.



f.



6. catch a taxi

B Unscramble.

1.



did / this / do / what / morning / they

They rode the bus to the library.

2.



evening?

caught / they / to / aquarium / taxi / the / a


3.



what / they / afternoon / did / do / this

C Write.

1.



How did you get to the

2.



3.



Skills Reading

D Read and write.

The Fast Way

It's Saturday morning. Ellen is going to meet her friends, Mandy and Jack, at the zoo.

"How do I get to the zoo?" Ellen asks her mother.

"You have to take the bus. First, walk up the street and turn right," her mother says. "Then, go over the bridge and turn left. You'll see the bus stop there."

Ellen walks to the bus stop and rides the bus to the zoo. It takes one hour. When she gets there, she's thirsty and tired. Mandy and Jack are waiting for her.

"Hi," Mandy says. "What took you so long?"

"I'm sorry. The bus was slow and hot," says Ellen.

"How did you get to the zoo?"

"We caught a taxi," says Jack. "It was fast and easy."

1. How did Mandy and Jack get to the zoo?

2. How does Ellen get to the bus stop?

3. How long does Ellen's bus ride take?