


2nd Edition

3

Everybody UP

Workbook



NEW Check Up with
more review

Patrick Jackson
Susan Banman Sileci

OXFORD

OXFORD
UNIVERSITY PRESS

198 Madison Avenue
New York, NY 10016 USA

Great Clarendon Street, Oxford, ox2 6DP, United Kingdom

Oxford University Press is a department of the University of Oxford.
It furthers the University’s objective of excellence in research, scholarship,
and education by publishing worldwide. Oxford is a registered trade
mark of Oxford University Press in the UK and in certain other countries

© Oxford University Press 2016

The moral rights of the author have been asserted

First published in 2016

2020 2019 2018 2017 2016

10 9 8 7 6 5 4 3 2 1

No unauthorized photocopying

All rights reserved. No part of this publication may be reproduced, stored
in a retrieval system, or transmitted, in any form or by any means, without
the prior permission in writing of Oxford University Press, or as expressly
permitted by law, by licence or under terms agreed with the appropriate
reprographics rights organization. Enquiries concerning reproduction outside
the scope of the above should be sent to the ELT Rights Department, Oxford
University Press, at the address above

You must not circulate this work in any other form and you must impose
this same condition on any acquirer

Links to third party websites are provided by Oxford in good faith and for
information only. Oxford disclaims any responsibility for the materials
contained in any third party website referenced in this work

ISBN: 978-0-19-410640-5 WORKBOOK WITH ONLINE PRACTICE PACK
ISBN: 978-0-19-410619-1 WORKBOOK WITH ONLINE PRACTICE AS PACK COMPONENT
ISBN: 978-0-19-410626-9 DIGITAL STUDENT ONLINE PRACTICE AS PACK COMPONENT
ISBN: 978-0-19-410633-7 DIGITAL STUDENT ONLINE PRACTICE ACCESS CARD AS
PACK COMPONENT

Printed in China

This book is printed on paper from certified and well-managed sources


ACKNOWLEDGMENTS

Cover Design: Yin Ling Wong

Cover Illustration: Fernando Volken Togni

Illustrations by: Laura Arias: 4, 6, 7, 46, 47, 50, 51, 72, 73, 78, 79; Valentina
Belloni: 2, 3, 8, 18, 19, 28, 29, 38, 39, 70, 71, 83; Agnieszka Kowalska: 10, 11,
23, 26, 27, 52, 53, 58, 59, 64, 65, 74, 75; Anthony Lewis: 5, 14, 15, 21. 22, 30, 31,
36, 37, 41 (bot), 42, 43, 61 (bot), 62, 81 (bot); Gabriele Tafuni: 16, 24, 25, 34, 35,
48, 49, 54, 55, 63, 68, 69; Jomike Tejido: 12, 13, 32, 33, 44, 45, 56, 57, 66, 67,
76, 77.

Back Cover Photo: Vibrant Image Studio/Shutterstock



Patrick Jackson
Susan Banman Sileci

OXFORD
UNIVERSITY PRESS

Welcome

A Circle.

1.



I'm doing my homework in my bedroom.
dinner on the kitchen.

My favorite student can science.
subject is English.

2.



I'm playing a dress and shoes.
They're wearing a T-shirt and shorts.

I'm listening to music. It smells good.
watching TV. sounds

3.



We're playing soccer.
She's playing the guitar.

She goes to music class on Fridays.
We go to karate class on Mondays.

B What about you? Write.

1. What are you wearing?


I'm wearing

2. What time do you eat dinner?

C Read and match.



 c











a. It's February 20th. ● ● eighth

b. It's November 3rd. ● ● third

c. It's April 16th. ● ● twentieth

d. It's June 7th. ● ● sixteenth

e. It's October 21st. ● ● twenty-first

f. It's May 8th. ● ● seventh

D Unscramble.



Take a test.

test / a / take / .



your / check / homework / .



a / study / for / test / .



your / in / homework / hand / .

1 Things to Eat

Lesson 1 Snacks

A Circle.

1.



popcorn

soda

potato chips

peanuts

2.




chocolate

peanuts

gum

popcorn

3.



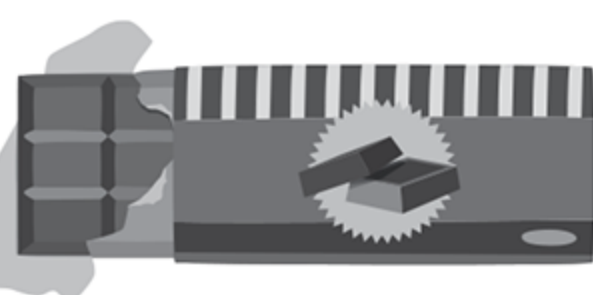
gum

potato chips

peanuts

soda

4.



popcorn

chocolate

gum

potato chips

5.



potato chips

peanuts

soda

chocolate

6.



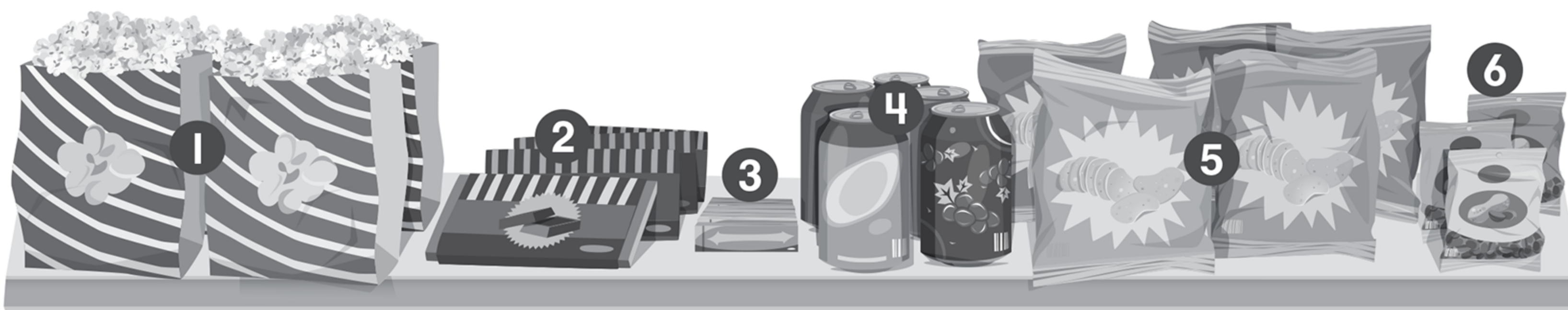
soda

chocolate

popcorn

gum

B Write.



1. popcorn

2. _____

3. _____

4. _____

5. _____

6. _____

C Read and match.

1. I want some popcorn. ____

2. She doesn't want any popcorn. ____

3. He doesn't want any soda. ____

4. She wants some chocolate. ____

5. He wants some soda. ____

6. I don't want any chocolate. ____

a.



b.



c.



d.



e.



f.



D Write.

1.



What does he want?

He wants some

2.



What

She

3.




4.



Lesson 2 Vegetables

A Find and circle.

pepper
cabbage
tomato
onion
carrot
potato



B Write.


1. Do you need any carrots?
_____, we do.
2. _____ tomatoes?
No, we don't.
3. _____ potatoes?

4. _____ onions?

5. _____ cabbages?

6. _____ peppers?

Shopping List



C What do they need? Circle.



They need

a carrot.
some carrots.

2.



They need

a potato.
some potatoes.

3.



They need

an onion.
some onions.

4.



They need

a pepper.
some peppers.

5.



They need

a tomato.
some tomatoes.

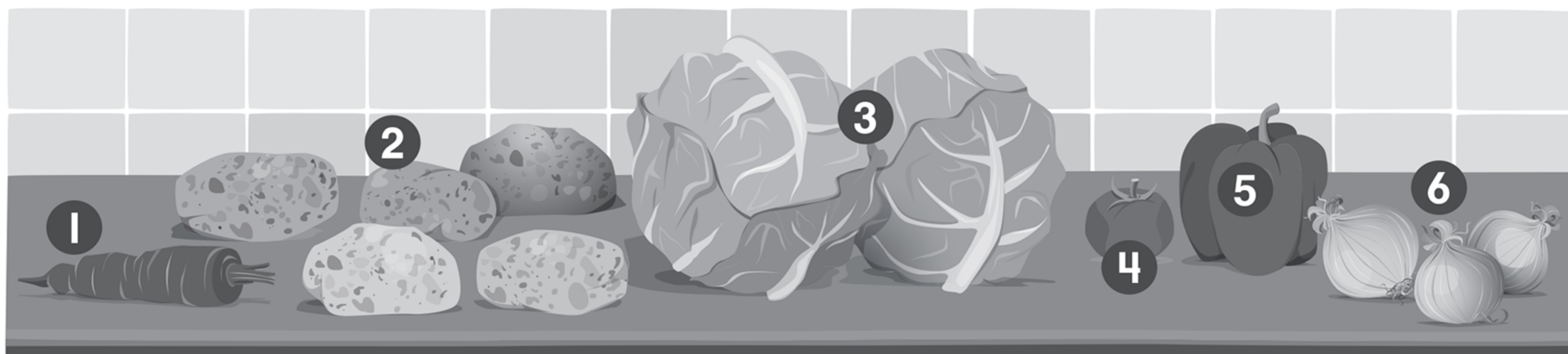
6.



They need

a cabbage.
some cabbages.

D Write.



1. What do they need?

They need a

2. _____

3. _____

4. _____

5. _____

6. _____
