

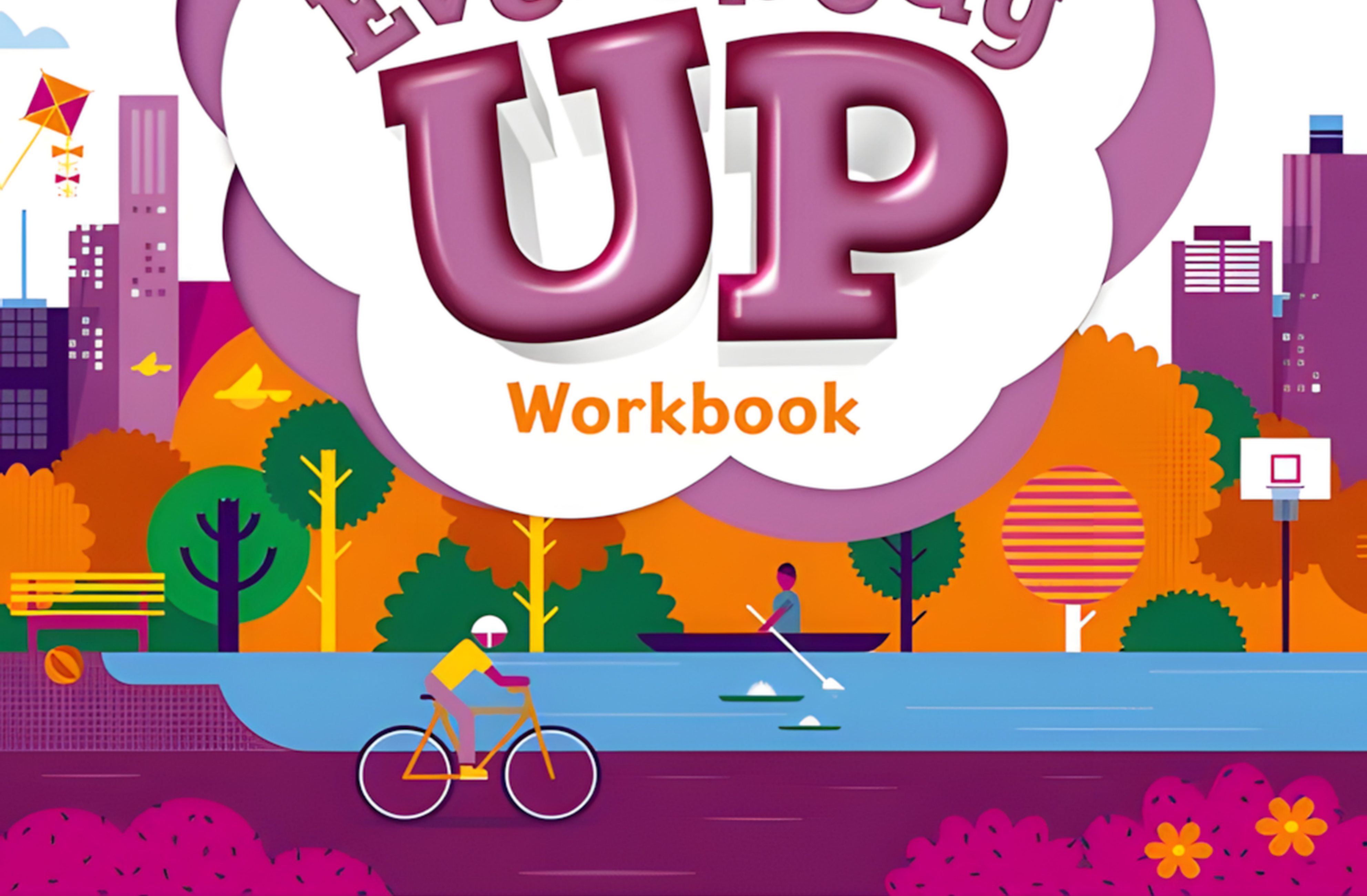
2nd Edition

1

Everybody

UP

Workbook



NEW

Check Up with
more review

Patrick Jackson
Susan Banman Sileci

OXFORD



198 Madison Avenue
New York, NY 10016 USA

Great Clarendon Street, Oxford, ox2 6DP, United Kingdom

Oxford University Press is a department of the University of Oxford.
It furthers the University’s objective of excellence in research, scholarship,
and education by publishing worldwide. Oxford is a registered trade
mark of Oxford University Press in the UK and in certain other countries

© Oxford University Press 2016

The moral rights of the author have been asserted

First published in 2016

2020 2019 2018 2017 2016

10 9 8 7 6 5 4 3 2 1

No unauthorized photocopying

All rights reserved. No part of this publication may be reproduced, stored
in a retrieval system, or transmitted, in any form or by any means, without
the prior permission in writing of Oxford University Press, or as expressly
permitted by law, by licence or under terms agreed with the appropriate
reprographics rights organization. Enquiries concerning reproduction outside
the scope of the above should be sent to the ELT Rights Department, Oxford
University Press, at the address above

You must not circulate this work in any other form and you must impose
this same condition on any acquirer

Links to third party websites are provided by Oxford in good faith and for
information only. Oxford disclaims any responsibility for the materials
contained in any third party website referenced in this work

ISBN: 978-0-19-410638-2 WORKBOOK WITH ONLINE PRACTICE PACK
ISBN: 978-0-19-410617-7 WORKBOOK WITH ONLINE PRACTICE AS PACK COMPONENT
ISBN: 978-0-19-410624-5 DIGITAL STUDENT ONLINE PRACTICE AS PACK COMPONENT
ISBN: 978-0-19-410631-3 DIGITAL STUDENT ONLINE PRACTICE ACCESS CARD AS
PACK COMPONENT

Printed in China

This book is printed on paper from certified and well-managed sources


ACKNOWLEDGMENTS

Cover Design: Yin Ling Wong

Cover Illustration: Fernando Volken Togni

Illustrations by: Valentina Belloni: 8, 9, 24, 25, 30, 36, 37, 44, 45, 50, 51, 63,
76, 77; Charlene Chua: 2, 32 (top); Jannie Ho: 12, 13, 14, 15, 16, 20, 23, 32
(bottom), 33, 34, 35, 38, 39, 52, 53, 68, 69; Aga Kowalska: 10, 11, 18, 19,
28, 29, 43, 46, 47, 54, 55, 66, 67, 72, 73; John Kurtz: My Picture Dictionary
(backmatter); Anthony Lewis: 21 (bottom), 41 (bottom), 42, 61 (bottom), 62, 81
(bottom); Paul Eric Roca: 4, 5, 6, 7, 30, 58, 59, 70, 71; Jomike Tejido: 3, 16, 17,
26, 27, 31, 48, 49, 56, 57, 64, 65, 74, 75, 78, 79, 83.

Back Cover Photo: Vibrant Image Studio/Shutterstock



Kathleen Kampa
Charles Vilina
Patrick Jackson
Susan Banman Sileci

OXFORD
UNIVERSITY PRESS

Welcome

A Write and match.

Hi Hello

1. Hi. I'm Emma. •

2. _____ My _____ is Mike. •

3. Hi. _____ name is Julie. •

4. _____ Danny. •



Mike



Emma



Danny



Julie

B Find and circle.

~~Danny~~
Mike
Emma
Julie

h	r	c	D	b	J	p	n
E	m	m	a	i	u	j	a
l	r	e	n	s	l	z	m
l	h	i	n	M	i	k	e
o	c	m	y	t	e	n	f

C What's your name? Write and draw.

My name is



D Match.



a. Ask.

b. Talk.

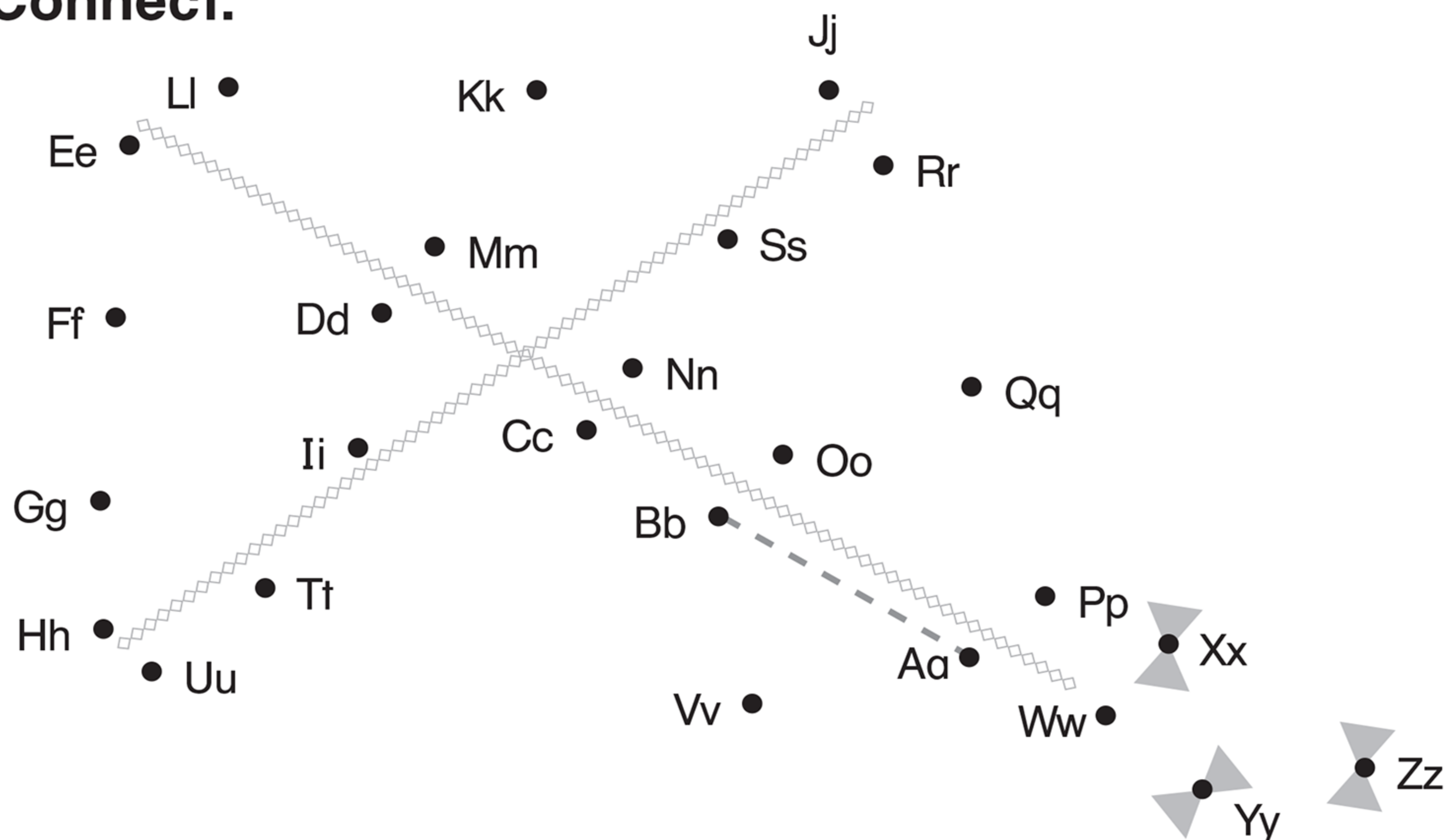
c. Point.

d. Answer.

e. Count.

f. Listen.

E Connect.









1







First Day

Lesson I School Supplies

A Circle.


- | | | | | |
|----|---|-------------|--------|-------------|
| 1. |  | pen | eraser | backpack |
| 2. |  | pencil case | ruler | pencil |
| 3. |  | ruler | eraser | pen |
| 4. |  | backpack | pencil | pencil case |
| 5. |  | pencil case | ruler | pen |
| 6. |  | backpack | eraser | pencil |

B Write.


- | | | | | | |
|----|---|-----------------------------|----|---|-----------------------------|
| 1. |  | <u>ruler</u> | 2. |  | <u> </u> |
| 3. |  | <u> </u> | 4. |  | <u> </u> |
| 5. |  | <u> </u> | 6. |  | <u> </u> |

C Circle and match.


1. It's a pencil. ●
 2. It's a pencil case. ●
 3. It's a ruler. ●
 4. It's a backpack. ●
 5. It's a pen. ●
 6. It's a eraser. ●
- a.




● b.




● c.




● d.



● e.




● f.



D Write.

1. What is it?




It's an eraser.

2. What is




It's a

3. What











It's

4.











Lesson 2 School Supplies

A Match.

1.		•	a.		•	e. notebook
2.		•	b.		•	f. desk
3.		•	c.		•	g. chair
4.		•	d.		•	h. book

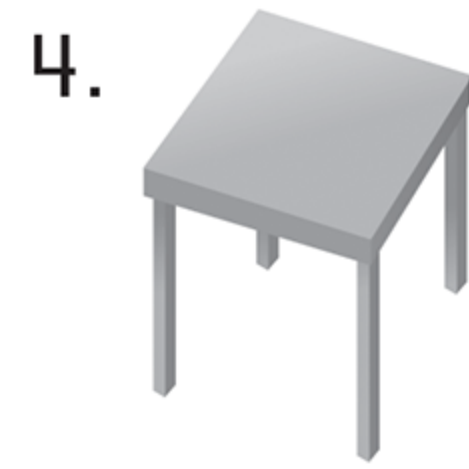

Note: A dashed line connects item 1 (notebook) to item c (notebook).

B Write.

1.		2.		3.		4.	
							
notebook							

Note: Each item in row 2 has a dotted line leading to a set of three horizontal writing lines (top, middle dashed, bottom) in row 4.

C Number.



☒ It's a chair. It isn't a desk.

☐ It's a desk. It isn't a chair.

☐ It's a book. It isn't a notebook.

☐ It's a notebook. It isn't a book.

D Write.

1. It's a book.

It isn't a notebook.

2. It's a
book.

3.
desk.

4.
chair.

