

OXFORD

Katherine Bilsborough Steve Bilsborough Sarah Phillips

BRIGHTER IDEAS

CLASS BOOK

with Online Practice


6



BRIGHTER IDEAS

CLASS BOOK

6



Katherine Bilsborough Steve Bilsborough Helen Casey

OXFORD
UNIVERSITY PRESS

Syllabus

S How do we remember our holidays?
Page 4

1 How do we learn things?
Page 8

2 What do we find entertaining?
Page 20

3 Why do we have hobbies?
Page 32

The Big Project 1
Page 44

4 How does nature affect us?
Page 46

5 How are things made?
Page 58

Vocabulary	Grammar	Cross-curricular, culture and SEL	Skills
Game verbs	Comparative and superlative adverbs <i>I surfed better than last year.</i>		
Education Online activities	Present continuous for future plans <i>I'm (not) studying for my exam on Friday.</i> <i>Are they doing anything at five o'clock?</i> Indefinite pronouns <i>There's somebody in the room.</i> <i>Is there anywhere to hide?</i>	PE: Learning the rules of a game Culture: A new skill, a new me! Brighter learning: Why is taking sketch notes useful?	Reading: A blog post Listening: Sketch notes Speaking (AB page 13): A record sheet Writing (AB pages 14-15): The Big Write: A blog post
Fun places to go TV shows	Present perfect with for and since <i>I've been at school for three hours.</i> <i>He's been at home since four o'clock.</i> Present perfect with just <i>We've just watched a quiz show on TV.</i> <i>He's just seen my favourite actor!</i>	Art: Learning about stop-motion animation Culture: Ice cold fun! Brighter learning: Tell a friend if it is always good to be competitive.	Reading: A review Listening: Ice hockey Speaking (AB page 25): A mind map Writing (AB pages 26-27): The Big Write: A review
Free-time activities Things to collect	Present perfect and past simple <i>I've been a member for nine months.</i> <i>She went caving last year.</i> Present perfect with yet and already <i>We've already found the comic.</i> <i>Have they caught the thief yet?</i>	Science: Learning how to observe the night sky Culture: Sharing passions! Brighter learning: Recommend three new hobbies.	Reading: A notice Listening: Hobbies Speaking (AB page 39): A double bubble map Writing (AB pages 40-41): The Big Write: A notice
Design a visitor website Making conclusions <i>In that case, I think we should ... So we should definitely ...</i>			
Natural disasters Environments	Past continuous and past simple <i>I was sitting on the bus when it happened.</i> <i>What was he doing when it happened?</i> Linking words <i>I missed the bus, so I was late for school.</i> <i>You must do your homework after class finishes.</i>	Science: Learning how climate change affects the planet Culture: Our amazing world Brighter learning: Why is it important to protect the habitats of animals?	Reading: An informational text Listening: Monarch butterflies Speaking (AB page 53): A fact file Writing (AB pages 54-55): The Big Write: An informational text
Materials Recycled objects	made of <i>What is this cup made of?</i> <i>It's made of china.</i> <i>Magazines are made of paper.</i> The present passive <i>The child is saved by Bella.</i> <i>The things are collected by Oli.</i>	Science: Learning about 3-D printers. Culture: Have fun and upcycle! Brighter learning: Write three advantages of upcycling old things.	Reading: A report Listening: An upcycling project Speaking (AB page 67): A flow chart Writing (AB pages 68-69): The Big Write: A report

6 What can we predict about the future?

Page 70

Vocabulary	Grammar	Cross-curricular, culture and SEL	Skills
Technology Phrasal verbs	will / won't <i>We'll wear mobile phones like gloves.</i> <i>We won't have microchips in our clothes.</i> <i>Will mobile phones be smaller?</i> must, might, may and can't for speculation <i>She might become famous.</i> <i>We could see more animals.</i>	Maths: Learning how to keep your brain healthy Culture: Your amazing future Brighter learning: Why is it important to find new ways to produce food in the future?	Reading: A collaborative writing board Listening: Future predictions Speaking (AB page 79): A pictogram Writing (AB pages 80-81): The Big Write: A collaborative writing board

The Big Project 2

Page 82

Upcycling: A 'How to' presentation **Describing objects** *It looks small. This one has some stripes on it.*
Expressions for helping each other *Maybe you could repeat that part.*

7 What do you want to do when you grow up?

Page 84

Jobs Space	Subordinate clauses with think / hope / know <i>I know I'm going to be an astronaut.</i> <i>I hope that I won't fail my exams.</i> <i>How do you know that you want to be a pilot?</i> First conditional <i>If you pass all your exams, you'll be a pilot.</i> <i>If she takes an umbrella, she won't get wet.</i>	Science: Learning about the scientific method Culture: Who do you admire? Brighter learning: Why is it important to do a job you enjoy?	Reading: An article Listening: A games tester Speaking (AB page 95): A main ideas web Writing (AB pages 96-97): The Big Write: An article
---------------	--	--	--

8 What makes us succeed?

Page 96

Challenges Adjectives	Verb patterns: -ing / infinitive <i>I've decided to help you.</i> <i>She suggested walking home.</i> too and enough with adjectives <i>This raft is too small.</i> <i>This raft isn't big enough.</i>	Citizenship: Learning about archaeology Culture: Yes, you can! Brighter learning: Write two ways you could help your community by doing a sponsored walk.	Reading: An interview Listening: A sponsored walk Speaking (AB page 107): A T-chart Writing (AB pages 108-109): The Big Write: An interview
--------------------------	--	--	--

The Big Project 3

Page 108

A podcast advert **Agreeing and disagreeing** *Good idea... I'm not so sure. Perhaps we...*

Exam Preparation

Cambridge English Qualifications

A2 Flyers

Speaking Part 1: pages 43, 69, 95, 110
Speaking Part 2: page 19, AB pages 30, 84
Speaking Part 3: pages 57, 111
Speaking Part 4: pages 31, 81, 107

Listening Part 1: AB page 58
Listening Part 2: AB page 59
Listening Part 4: AB page 113
Listening Part 5: AB pages 30, 84

Reading and Writing Part 1: AB page 31
Reading and Writing Part 4: AB page 116
Reading and Writing Part 5: AB page 85
Reading and Writing Part 6: AB page 112
Reading and Writing Part 7: AB page 117



Lesson 1 Vocabulary review

We collect souvenirs
and take photos!

Oli



- 1** Read Oli's answer to the Big Question.
Do you agree with him?



- 2** **Think, pair, share!** What answers can you think of for the Big Question?

- 3** Read Celia's post. Then read the other posts and answer the questions.



Celia

We went to London for a weekend in August. We went on the London Eye – that's a big wheel next to the River Thames. And we went to the Science Museum. It was great!



Rami

We went to India for my uncle's wedding. It was fun to see my grandparents and all my cousins and aunts and uncles. The wedding was in a fancy hotel and there was lots of food!



Jack

We went camping in Cornwall for a week. Luckily, it didn't rain! I walked under a waterfall! It was really exciting! I went surfing, too. It was a great holiday!



Nancy

I went to an activity camp in my town. Every day we did different activities. We played mini-golf and we had barbecues. When it rained, we made cupcakes and sang karaoke. I made lots of friends!

- 1 Who travelled to another country?
- 2 Who spent a week in the countryside?

- 3 Who met lots of new people?
- 4 Who visited a capital city?

- 4** **Communicate** Make statements about the posts in activity 3.
Take turns to guess the names.

- 5** **Create** Write your own post about your memories of the summer holidays.

AB Page 3

1 Listen and read.  001

CHAT ROOM



Hi Jack! How was your holiday?



Hi Bella! It was great! I went camping with my family. And I went surfing at my favourite beach again.



Are you good at surfing, Jack?



I had some surfing lessons last year. But this time I could stand up more quickly, and I stayed on the board more easily! Of course I fell off lots of times, but I think I surfed better than last year.



Well done! And did you enjoy camping?



Yes, I love camping, especially at night when I can listen to all the insect and animal noises.



Oh! 😱 Weren't you frightened?



No, it was very interesting! I think I heard some bats, but it was the frogs that sang the most loudly. Actually it was my brother who made the worst noises at night ... when he snored! 😴



Oh no! 😊

2 Read again and answer.

- 1 What did Jack do at the beach?
- 2 Which animals did Jack hear at night?

3 **Think**  Read the table and the notes. Say the comparative and superlative forms for the other regular adverbs.

regular adverbs

quietly, loudly, slowly, quickly, easily, carefully

adverb	comparative	superlative
quietly	more quietly	the most quietly

irregular adverbs

well	better	the best
badly	worse	the worst

We use adverbs to say how we do something. We can use comparative and superlative adverbs to compare how we do things.

4 Read and make sentences with comparatives (+) and superlatives (++) .

- 1 On a campsite you use water (carefully) than at home. +
- 2 If you use small sticks, the campfire lights (easily). +
- 3 My brother sang (loudly) around the campfire. ++
- 4 We had a race to see who could put up a tent (quickly). ++
- 5 I lost the tent race, but I can cook (well). ++

5 **Communicate**  Look and make sentences comparing camping and life at home.

sleep well talk quiet do chores easy
cook well get up quickly



I sleep better in my bed at home.

Really? I sleep the best in a tent!

- 1 **Think** What's the best thing about playing games? What don't you like?
- 2 Listen and say the number. 002
- 3 Listen and say the verb. 003



1 complete



2 give up



3 cheat



4 choose



5 lose


6 win

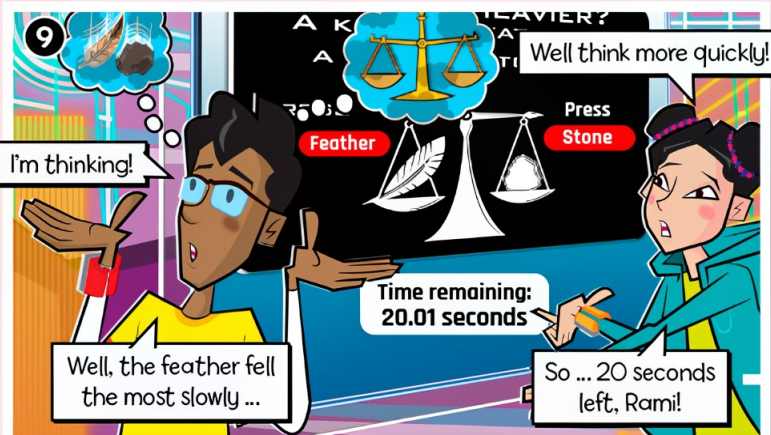
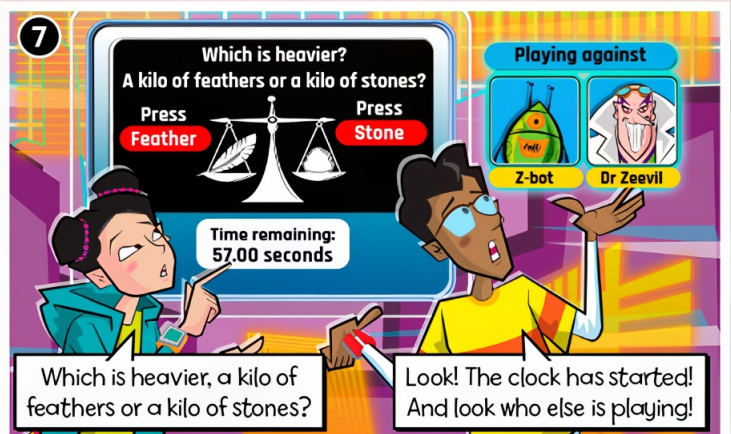
- 4 **BEFORE YOU READ** Look at the story pictures. Ask and answer.
 - 1 What can you remember about Dr Zeevil? Can you remember any bad things he did?
 - 2 Which power ups would you like to have in real life?
- 5 Listen, read and check. 004
- 6 **AFTER YOU READ** **Video** Watch the story. Complete the activities. AB Page 5

How do we remember our holidays?

We remember things we do together!


Rami





1

How do we learn things ?



Martin's star post We learn a lot from each other.

At my school we do lots of group work. I think I learn best when I'm listening to other people's opinions and discussing ideas. And working together is fun! Watch my video to find out more.

Did you know?

Nearly two million children in the USA receive home education. This means they study at home and their parents are their teachers.

Mon	Tue	Wed	Thu	Fri
maths	geography	English*	maths	history
English*	P.E.	maths	technology	P.E.
technology	English*	history	geography	English*
Lunch Break				
history	maths	science*	English*	maths
art	technology	geography	history	technology
science*	history	technology	science*	art



Find out about activities we do at school.



Read about online research.



Learning goals

- ✓ use the present continuous to talk about future plans
- ✓ use indefinite pronouns instead of people, places or things
- ✓ talk about a learning experience
- ✓ answer the Big Question!



Find out how to play a British sport.



Find out about different ways of learning.

TALKING POINT

What's your favourite subject at school?

I like PE best!

THE BIG QUESTION ?

Lesson 1

1 Look, read and answer.

- 1 What can you see in the photos?
- 2 Look at the posts. What do you think each one is about?
- 3 Read Martin's star post. Why does he like doing group work?

2 **Video** Watch the star post video. Which six school subjects does Martin mention?

3 **Think** Think about the Big Question and answer.

- 1 What did you learn this week?
- 2 Where and how did you learn it?

4 **Think, pair, share!** What answers can you think of for the Big Question? List your answers on the Big Question board.

>>> CPT Speak

My uncle taught me how to play chess.

I learned about sharks from a library book.

5 **Communicate** Make and ask questions for the Talking Point discussion.

- 1 What favourite subject at school ?
- 2 How many times a week have (PE) ?

6 **Video** Watch the star post video again. Complete the activities. **AB Page 6**

- 1 **Think** What words about school and learning do you know? Copy and complete the table.

School	My classroom	Words to talk about learning
playground	desk	study

How do we learn things?



School is a great place to learn things.

Tomas

- 2 Listen and read about Tomas's homework. Find the five words in bold in the pictures. What did Tomas get last year?



Tomas's blog

We did a really cool **experiment** in our science lesson today, and now I have to write an **essay** about it. It's part of a **course project**. All our projects go on display in the school hall.

Our **head teacher** decides which is the best one. Last year, the head teacher chose my project and I got a **certificate**. I hope I win again this year!



- 3 Listen to Fatima and Jack. Copy the words and number them in the order you hear them.



timetable

dictionary

- 5 Listen and repeat the dialogue.

- 6 **Communicate** Ask and answer about the words in activities 2 and 3.

When did you last have a test?

I had a maths test last Friday.

Have you got an English dictionary?

Yes, I have. I use it to do my homework.

- 4 Listen and repeat. Point to the pictures.



Tell somebody at home all the subjects you learn at school in alphabetical order!