

OXFORD

Helen Casey Cheryl Palin Sarah Phillips

BRIGHTER IDEAS

CLASS BOOK

with Online Practice

3



BRIGHTER IDEAS

CLASS BOOK

3



Cheryl Palin Sarah Phillips Helen Casey

OXFORD
UNIVERSITY PRESS

Syllabus

	Vocabulary	Grammar	Cross-curricular, culture and SEL	Skills
S What's The Big Question? Page 4	Numbers 101 to 1,000	Possessive 's <i>These are Ania's rollerblades.</i>		
1 How do we make friends? Page 8	Activities Prepositions of movement	Present continuous <i>Are they cycling?</i> <i>Yes, they are. / No, they aren't.</i> <i>They aren't doing judo.</i> Imperatives <i>Go up the hill.</i>	IT: Online safety Culture: Friends around the world Brighter learning: Find out about your classmates	Reading: An advice article Listening: Hobbies Speaking (AB Page 13): Venn diagrams Writing (AB Pages 14-15): The Big Write: a Big Question post about a school friend
2 What are our routines? Page 20	Daily routine activities Hobbies	Present simple <i>He gets up at one o'clock.</i> <i>He doesn't go home at half past three.</i> Present simple questions <i>Do you go swimming on Fridays?</i> <i>Yes, I do. / No, I don't.</i>	Social science: Time management Culture: School for everyone Brighter learning: Write a short message to Myia	Reading: A personal message Listening: Phone messages Speaking (AB Page 25): Tables Writing (AB Pages 26-27): The Big Write: a Big Question post about a special day
3 What's fun about music? Page 32	Musical instruments Types of music	Present simple: Wh- questions <i>What does he play?</i> Adverbs of frequency <i>I always listen to pop music.</i>	Music: Musical instruments Culture: Performing music Brighter learning: Make a leaflet for a music activity	Reading: A school website Listening: Music and performing Speaking (AB Page 37): Mind maps Writing (AB Pages 38-39): The Big Write: a Big Question post about your favourite band
The Big Project 1 Page 44	An amazing animals poster. English in use: should: <i>I think the whale should go here.</i>			
4 What's fun about food? Page 46	Food Food from different countries	Countable and uncountable nouns <i>some sweetcorn / some mushrooms</i> There's / There are <i>There's some chicken.</i> <i>There are some olives.</i> Making requests with would like <i>I'd like a burger.</i> <i>I'd like some yoghurt.</i>	Science: Making invisible ink Culture: Street food Brighter learning: Write a comment for Mateo's blog	Reading: A food blog Listening: Kinds of food Speaking (AB Page 51): Sandwich chart Writing (AB Pages 52-53): The Big Write: a Big Question post about meals
5 What's amazing about the sea? Page 58	Beach activities Adjectives	Questions with want to <i>Does he want to go for a walk?</i> Comparatives of short adjectives <i>The yellow fish is faster than the orange fish.</i>	Science: Salt in the sea Culture: Our blue planet Brighter learning: Find out about a nature reserve in your country	Reading: An information website Listening: Taking care of the sea Speaking (AB Page 63): Tree chart Writing (AB Pages 64-65): The Big Write: a Big Question post about fun by the sea

6 What makes a hero?

Page 70

Vocabulary	Grammar	Cross-curricular, culture and SEL	Skills
Talents Personal qualities	be good at + -ing <i>I'm good at telling jokes.</i> Superlatives of short adjectives <i>I'm the strongest child in the class.</i>	Maths: Bar charts Culture: Heroes around the world Brighter learning: Make a <i>Heroes Chain</i> for your classroom	Reading: Profiles Listening: Heroes Speaking (AB Page 75): Arrow charts Writing (AB Pages 76-77): The Big Write: a Big Question post about a hero

The Big Project 2

Page 82

A café menu. **English in use:** *How much ... ? How much is milk? It's 80p.*

7 Why are weekends special?

Page 84

Places Furniture	Questions with past simple of be <i>Were you at the playground?</i> <i>Yes, I was. / No, I wasn't.</i> Past simple of be <i>The bracelet wasn't in the drawer.</i>	Science: A bug safari Culture: Home-made fun Brighter learning: Make a class scrapbook about home-made fun	Reading: A scrapbook Listening: Crafts Speaking (AB Page 89): Flower grid Writing (AB Pages 90-91): The Big Write: a Big Question post about a special weekend
---------------------	--	---	---

8 How can we explore the past?

Page 96

Features of a town and the country Life events	There was / There were <i>There was a wood.</i> <i>There wasn't a motorway.</i> <i>There were some fields.</i> <i>There weren't any flats.</i> Past simple regular verbs <i>He travelled by bus.</i> <i>He didn't study.</i>	History: Learning about the past Culture: The past is all around us Brighter learning: Find out about something historic in your country	Reading: A guide book Listening: Historic places Speaking (AB Page 101): Timelines Writing (AB Pages 102-103): The Big Write: a Big Question post about a diary
---	---	---	--

The Big Project 3

Page 108

A town website. **English in use:** *prefer* and *rather*: *I'd rather write about the shopping centre.*

Exam Preparation

Cambridge English Qualifications

A1 Movers

Speaking Part 1: pages 19, 43, 110
Speaking Part 2: pages 69, 95
Speaking Part 3: page 57, 107
Speaking Part 4: pages 31, 81, 111

Listening Part 1: AB page 17, 67
Listening Part 2: AB page 93
Listening Part 3: AB page 105
Listening Part 4: AB page 41

Reading and Writing Part 1: AB pages 29, 79
Reading and Writing Part 3: AB page 108
Reading and Writing Part 4: AB page 109
Reading and Writing Part 6: AB page 55



Lesson 1 Review and song

- 1 **Think** Look at the photos. How do the children know each other?
- 2 Listen to the song and check your ideas.



Mason



Sophie



Lily



Noah

Our website's name is The Big Question.
The website gives us a Big Question.
There are lots of answers to the Big Question,
And we share our answers here.

- 1 We can share our videos.
- 2 We can share our pictures, too.
- 3 We can share the songs we like.
- 4 We can share fun things to do.

Chorus

- 5 We can play The Big Quest game.
- 6 We can talk to boys and girls.
- 7 We can make good friends here.
- 8 We can learn about the world.

Chorus



Ben



Ania




Dev











Tess

- 3 Match the song lines with the pictures.
Then sing.



- 1 **Think, pair, share!** What's your favourite colour, animal, hobby and food?
- 2 Look and read. Which children have the same favourites as you?
- 3 Listen and say the name.  002

	Mason 	Lily 	Ben 	Ania 
Favourites	This is Mason's avatar.	This is Lily's avatar.	This is Ben's avatar.	This is Ania's avatar.
Colour:	red	blue	blue	orange
Animal:	dog	zebra	monkey	bird
Hobby:	playing tennis	riding a bike	swimming	rollerblading
Food:	chocolate cake	strawberries	bananas	pasta
	Noah 	Sophie 	Dev 	Tess 
Favourites	This is Noah's avatar.	This is Sophie's avatar.	This is Dev's avatar.	This is Tess's avatar.
Colour:	yellow	pink	green	purple
Animal:	shark	cat	rabbit	snake
Hobby:	making cakes	drawing	playing board games	playing football
Food:	cheese sandwiches	biscuits	pizza	grapes

- 4 Look, listen and read.  003


Whose football is this?

It's Tess's football.

Whose rollerblades are these?


These are Ania's rollerblades.


- 5 **Communicate**  Ask and answer.



1 Say the numbers.

10 20 30 40 50 60 70 80 90 100

2 Listen, point and repeat.  004

3 Listen and say the numbers.  005

150

one hundred
and fifty

200

two hundred

300

three hundred

400

four hundred

500

five hundred

600

six hundred

700

seven hundred

800

eight hundred


900

nine hundred

1,000

one thousand

4 **BEFORE YOU READ** Why do you think this story is called *Number World*?

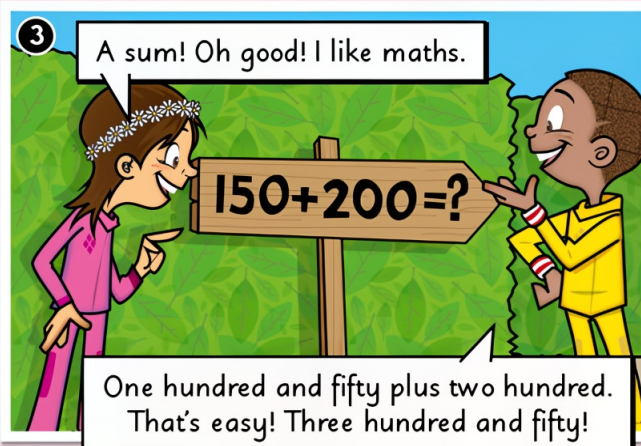
5 Listen, read and check your ideas.  006
Tell your partner.




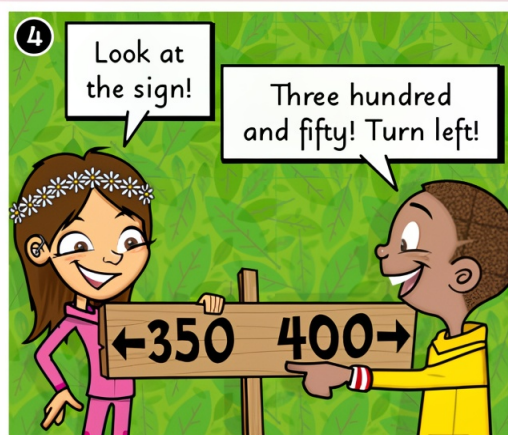
It's called Number World because ...

6 **AFTER YOU READ**  Watch the story.
Complete the activities. **AB Pages 4-5**



Number World





1

How do we make friends?



Alice's star post

We live in the same street.



Sing about fun activities.



Read a story about a nature trail.





Learning goals



- ✓ ask and answer about activities
- ✓ give instructions
- ✓ find out about making friends around the world
- ✓ answer the Big Question!



Learn about being safe online.



Find out about making friends around the world.

QUICK POLL

**Do you prefer spending time with ...
one good friend
or a big group
of friends?**



THE BIG QUESTION ?

Lesson 1

1 Look and answer.

- 1 What's the Big Question for unit 1?
- 2 How does Alice know her friends?
- 3 What can you see in the pictures?

2 Which things do you see in the star post video?

Video ▶ Watch then say.

- three children
- a puppet with a blue hat
- a puppet with a pink dress
- an animal puppet
- a puppet with black hair
- a computer
- some paints
- a camera
- a castle
- some trees

3 **Think** How do you make friends?

▶▶ CPT Speak

We can do activities.

We can talk online.

4 Answer the Quick Poll.

5 **Video** ▶ Watch the star post video again. Complete the activities.

AB Page 6

- 1 **Think** Which activities do you do with your friends?
- 2 Listen, point and repeat. Compare your list with Sophie's.
- 3 Say the activities you do and don't do every week.

Sophie's list



1 skateboard



2 play table tennis



3 sail



4 ice skate



5 surf



6 cycle



7 skip



8 play chess



9 do judo



10 play basketball

4 Listen and sing.

Come to the club! Can you see?
All my friends are here with me!
Ice skate, sail, surf or swim
At the club, we can all join in!

Are they skipping? Are they playing chess?
Are they cycling? The answer is yes!
Ice skate, sail, surf or swim
At the club you can do anything!

Are they sailing? Are they doing judo?
Are they playing table tennis? The answer is no!
Today we're playing basketball!
Come and join us, one and all!

Chorus (x2)

5 Communicate Ask and answer.

Can you surf?

No, I can't.

Can you skateboard?

Yes, I can.



Ask somebody at home about the activities they can do.

How do we make friends?



We do activities together.

Sophie