

OXFORD

BRIGHTER IDEAS

ACTIVITY BOOK

3



Helen Casey
Cheryl Palin
Sarah Phillips

BRIGHTER IDEAS

ACTIVITY BOOK

3

Starter Unit	What's The Big Question?	2
Unit 1	How do we make friends?	6
Unit 2	What are our routines?	18
Unit 3	What's fun about music?	30
The Big Project 1	An amazing animals poster	42
Unit 4	What's fun about food?	44
Unit 5	What's amazing about the sea?	56
Unit 6	What makes a hero?	68
The Big Project 2	A café menu	80
Unit 7	Why are weekends special?	82
Unit 8	How can we explore the past?	94
The Big Project 3	A town website	106
Extra Exam Preparation		108
Extra Grammar Practice		110
Grammar Reference		118
Festival 1	Christmas decorations	126
Festival 2	World Book Day	127

Mary Charrington Charlotte Covill
Cheryl Palin Helen Casey

OXFORD
UNIVERSITY PRESS

Lesson 1 Review

1 Tick ✓ the things you can do on The Big Question website.

1 We can share videos.

☒

2 We can share songs.

☐

3 We can share photos.

☐

4 We can share fun things to do.

☐

5 We can read books.

☐

6 We can play The Big Quest game.

☐


7 We can buy CDs.

☐


8 We can learn about other countries.

☐

2 Read. Then look at Class Book page 4 again. Write the names.



She's got short, blond hair
and dark eyes.



He's got curly, dark hair.
He's wearing glasses.

Ania Ben Lily Mason Noah Tess

1 He's got short, blond hair and blue eyes.

It's Mason.

2 She's got straight, dark hair.

3 He's got very short, black hair.

4 She's got straight, blond hair. She's wearing glasses.

5 She's got red hair. She's wearing pink glasses.

6 She's got curly, brown hair. She's very happy.

3 Write descriptions for Dev and Sophie.

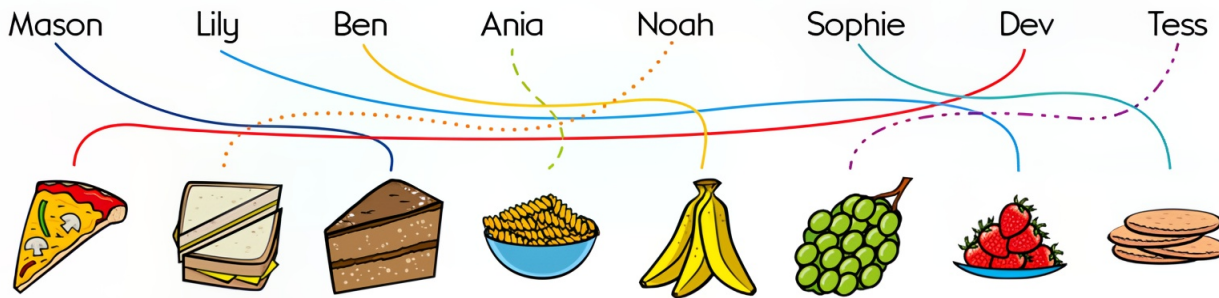


1 Correct the sentences. Use an apostrophe.

- 1 These are Masons tennis balls. These are Mason's tennis balls.
- 2 This is Bens swimming hat. _____
- 3 These are Anias rollerblades. _____
- 4 This is Lilys bike. _____

2 Follow and write.

bananas biscuits ~~cake~~ grapes pasta pizza sandwiches ~~strawberries~~



- 1 This is Mason's cake.
- 2 These are Lily's strawberries.
- 3 _____
- 4 _____
- 5 _____
- 6 _____
- 7 _____
- 8 _____

3 Create Draw a friend. Draw and write about their favourite things.

<div style="border: 1px solid black; padding: 5px; margin-bottom: 10px; text-align: center;">My friend</div> <div style="border: 1px solid black; height: 120px; width: 100%;"></div>	<p>This is</p> <p>_____</p> <p>_____</p> <p>_____.</p>
<div style="border: 1px solid black; padding: 5px; margin-bottom: 10px; text-align: center;">Animal</div> <div style="border: 1px solid black; height: 120px; width: 100%;"></div>	<p>_____</p> <p>_____</p> <p>_____.</p>
<div style="border: 1px solid black; padding: 5px; margin-bottom: 10px; text-align: center;">Food</div> <div style="border: 1px solid black; height: 120px; width: 100%;"></div>	<p>_____</p> <p>_____</p> <p>_____.</p>
<div style="border: 1px solid black; padding: 5px; margin-bottom: 10px; text-align: center;">Hobby</div> <div style="border: 1px solid black; height: 120px; width: 100%;"></div>	<p>_____</p> <p>_____</p> <p>_____.</p>

1 Tick ✓ and follow. Write.

Start

$101 + 36 =$ one hundred and thirty-nine ☐ B
 one hundred and thirty-seven ☒ T

$376 + 20 =$ three hundred and ninety-six ☐ H
 three hundred and eighty-six ☐ C

$822 + 50 =$ eight hundred and fifty ☐ R
 eight hundred and seventy-two ☐ O

$500 + 200 =$ seven hundred ☐ S
 eight hundred ☐ T

$25 + 200 =$ two hundred and twenty ☐ P
 two hundred and twenty-five ☐ U


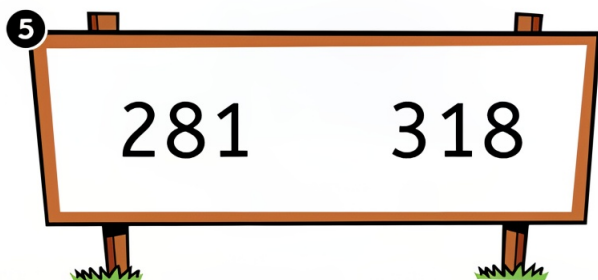
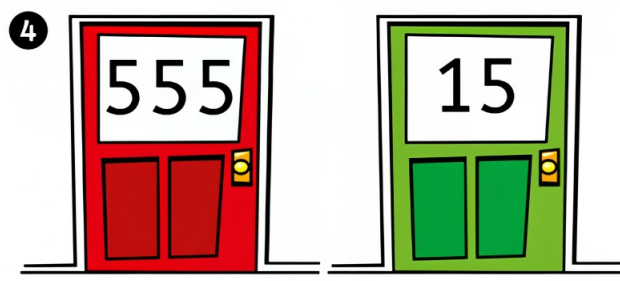
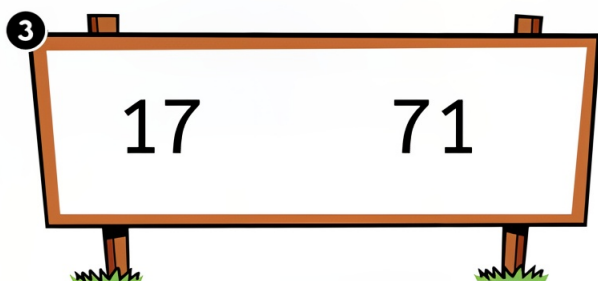
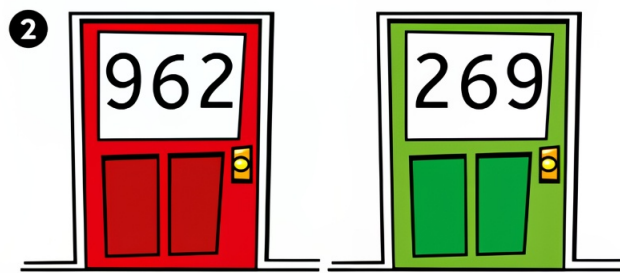

$300 + 150 =$ four hundred and sixty ☐ Q
 four hundred and fifty ☐ A

$60 + 140 =$ two hundred ☐ D
 one hundred ☐ O

$670 + 30 =$ seven hundred ☐ N
 six hundred ☐ Z

The mystery word is I _____.

2 Listen and circle the correct number.  001



3 REMEMBER THE STORY Write the answers.

- 1 What's the name of the game? Number World
- 2 What are the children called? _____
- 3 Who helps the children with a clue? _____
- 4 How many days are there in October? _____

4 **Communicate**  Give a friend a maths challenge with the answer under 1,000.



$350 + 400$



750

1

How do we make friends ?

Lesson 1 The Big Question and pronunciation

1 REMEMBER THE VIDEO Read and circle the correct answer.



- 1 Do the friends make puppets? Yes, they do. No, they don't.
- 2 Do they sing a song? Yes, they do. No, they don't.
- 3 Do they write a story? Yes, they do. No, they don't.
- 4 Do they draw pictures? Yes, they do. No, they don't.
- 5 Do they film with a mobile phone? Yes, they do. No, they don't.
- 6 Do they use a computer? Yes, they do. No, they don't.

2 Write questions and answers about your friends.

- 1 Do they make puppets? _____
- 2 Do they draw pictures? _____
- 3 Do they _____ ? _____
- 4 Do they _____ ? _____

Pronunciation

3 Listen and read. Then listen and repeat.

When it rains and the day is grey,
Kay and James come to play.
They make badges and picture frames.
I paint pictures of planes and trains.

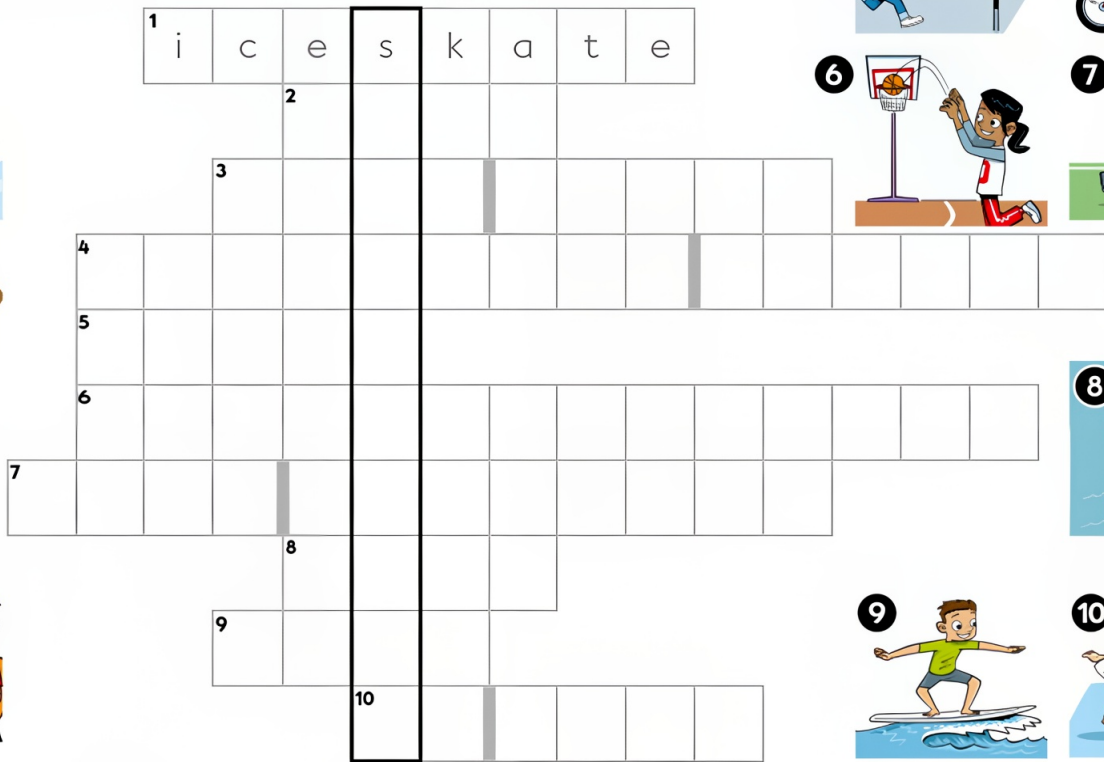



4 Write the words with blue letters in the table. Then read aloud.

ai	ay
rains	_____
_____	_____
_____	_____
ey	a_e
_____	_____
_____	_____
_____	_____

1 Think Write the activities. Find and write the secret word.

cycle do judo ~~ice skate~~ play basketball play chess
play football play table tennis sail skip surf

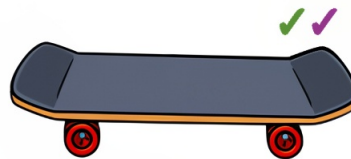


The secret word is _____.


2 Look and write.



Katy



Sam



1 Can Katy skip? Yes, she can.

2 Can Sam cycle? _____, he can.

3 _____ skateboard? Yes, he can.

4 _____ play chess? Yes, she _____.

5 _____? No, he can't.

6 _____? No, she can't.

Finished?

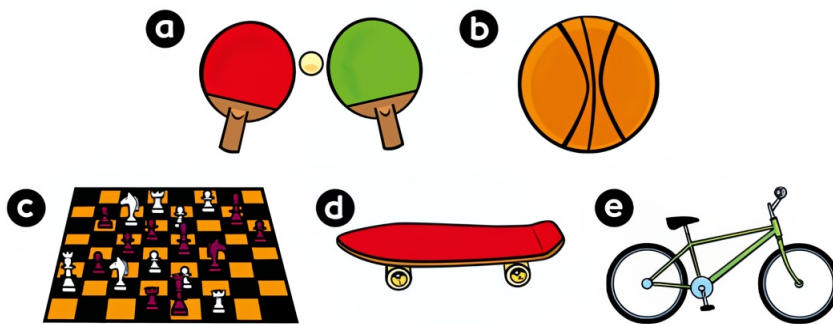
Write activities you can and can't do, e.g. I can play tennis. I can't surf.

- 1 Look at the grammar table on Class Book page 11.
Circle the correct word to make the present continuous.


- 1 Are they do doing judo?
2 They're ice skate ice skating .

- 2 Listen and write the letter.  003

- 1 Beth's mum and dad
2 Beth's uncle and auntie
3 Beth's cousins
4 Beth's sisters
5 Beth and her brother



- 3 Look and write the names.



- 1 Are Josh and _____ playing table tennis?
No, they aren't. They're skipping.
2 Are _____ and _____ surfing? Yes, they are.
3 _____ and _____ aren't cycling. They're playing chess.
4 _____ and _____ are sailing.

- 4 Write questions, answers and sentences about your friends.

- 1 Are they writing? _____.
2 _____ ice skating? _____.
3 They're _____.
4 They aren't _____.

✓ Check in!



I can ask and answer about
what activities people are doing.

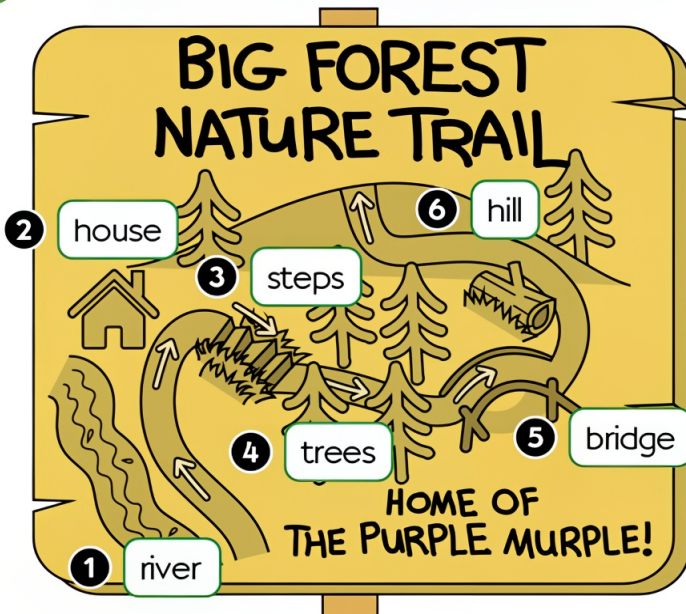


1 REMEMBER THE STORY

Number the story events in order.

- | | |
|---|---|
| <input type="checkbox"/> They walk over the bridge. | <input type="checkbox"/> They talk to Spike. |
| <input type="checkbox"/> 1 Ben and Noah see a map. | <input type="checkbox"/> They go down the steps. |
| <input type="checkbox"/> They find out where Purple Murples live. | <input type="checkbox"/> They see two Purple Murples. |
| <input type="checkbox"/> They go up the hill. | <input type="checkbox"/> They see Trick. |

2 Look and complete the instructions. Then tick ✓ the instructions in the story.



- | | |
|---|-------------------------------------|
| <input type="checkbox"/> 6 up the <u>hill</u> | <input checked="" type="checkbox"/> |
| <input type="checkbox"/> past the _____ | <input type="checkbox"/> |
| <input type="checkbox"/> along the _____ | <input type="checkbox"/> |
| <input type="checkbox"/> through the _____ | <input type="checkbox"/> |
| <input type="checkbox"/> over the _____ | <input type="checkbox"/> |
| <input type="checkbox"/> down the _____ | <input type="checkbox"/> |

3 Communicate Look and write the instructions from A to B. Then tell a friend the instructions from B to A.


- Go _____ the house.
- Then go _____ the steps.
- Go _____ the bridge.
- Go _____ the river.

Go along
the river ...

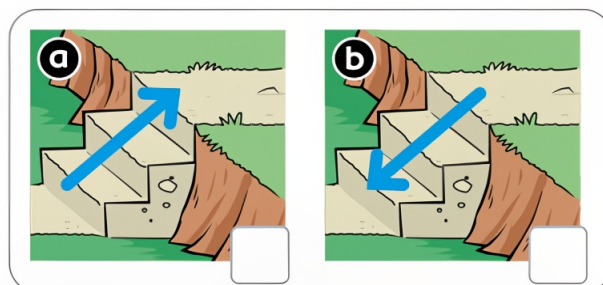


1 Listen and tick ✓. 

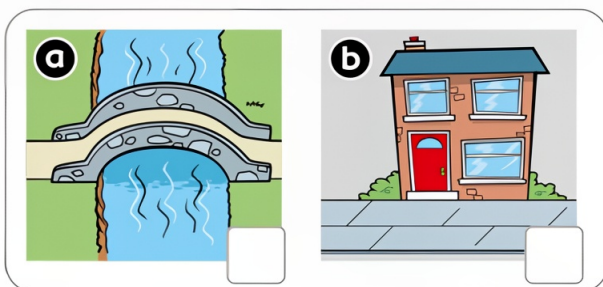
1



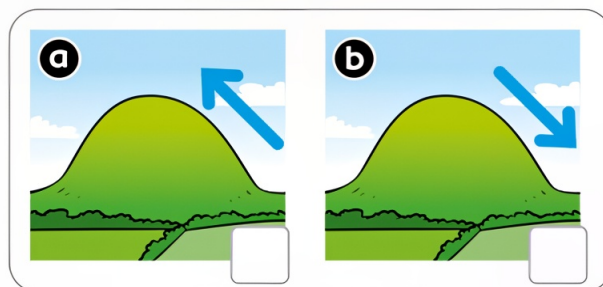
2



3



4

2 Look and write *Go* or *Don't go*.

How to get to the castle:

- 1 Go along the river.
- 2 over the bridge.
- 3 past the house.
- 4 down the steps.
- 5 through the trees.
- 6 up the hill.

3 Look at the map again. Write instructions to get to the park.

- 1 Go along the river.
- 2 the bridge.
- 3 the school.
- 4 the steps.
- 5 the trees.
- 6 the hill.
- 7 the hill.

✓ Check in!

I can give instructions
to follow a route.

1 Match.

- 1 You're **online** a the secret word you use online.
 2 You **chat** b saying bad things to people online.
 3 Your **password** is c when you talk to people online.
 4 Cyber **bullying** is d when you're on the internet on your computer or phone.

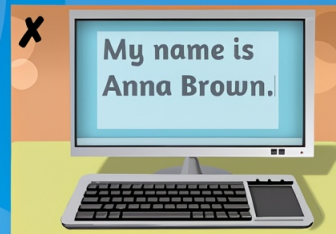
2 Choose and circle. Then match and write.

- 1 Use Don't use your full name online.
 2 Play Don't play online games with people you know.
 3 Chat Don't chat online with people you know.
 4 Change Don't change your password.
 5 Meet Don't meet people you don't know.
 6 Tell Don't tell people online where you live.

Be safe online!



a _____



d Don't use
your full name
online.



b _____



e _____



c _____



f _____

3 Listen and check. 005

Finished?

Write three safe usernames for you to use online.