

OXFORD

Mary Charrington Charlotte Covill Cheryl Palin

BRIGHTER IDEAS

CLASS BOOK

with Online Practice


2



BRIGHTER IDEAS

CLASS BOOK

2



Mary Charrington Charlotte Covill Cheryl Palin

OXFORD
UNIVERSITY PRESS

Syllabus

	Vocabulary	Grammar	Cross-curricular, culture and SEL	Skills
S What's your favourite time of year? Page 4	Months Seasons Alphabet	Times of year What's your favourite time of year? When's your birthday? How do you spell ... ? How do you spell 'game'?		
1 Why do we like birthdays? Page 8	Possessions Feelings	This is his / her ... This is his / her camera. Are you ... ? Are you tired? Yes, I am. / No, I'm not. Is he / she ... ? Is he / she hungry? Yes, he / she is. No, he / she isn't.	Science: Materials Culture: Birthdays around the world Brighter learning: Plan a party for a friend.	Reading: An invitation Listening: Birthdays Speaking: AB page 12 Writing: The mini book ⓘ
2 What's fun about games? Page 20	Jobs Toys	Is he / she a ... ? He's / She's a ... Is he / she a teacher? Yes, he / she is. No, he / she isn't. He's / She's a cook. This is ... These are ... This is my train. These are my cars.	Science: The five senses Culture: Favourite games around the world Brighter learning: Make a class gallery of your favourite sports stars.	Reading: An interview Listening: Games Speaking: AB page 22 Writing: The mini book ⓘ
3 Why are towns great? Page 32	Places in town Prepositions of place	Is there a ... ? / Are there any ... ? Is there a park? Yes, there is. / No, there isn't. Are there any shops? Yes, there are. / No, there aren't. Where's the ... ? It's ... the ... (prepositions of place) Where's the park? It's next to the swimming pool.	Art: Different types of art Culture: Visiting special places Brighter learning: Plan a class trip to a special place.	Reading: An information sheet Listening: Special places Speaking: AB page 32 Writing: The mini book ⓘ
The Big Project 1 Page 44	A garden collage English in use: <i>It's here. / It's there.</i> <i>Where's the bird? It's here.</i>			
4 How can we be healthy? Page 46	Sports Break-time activities	I ... / I don't ... I play / don't play badminton. Do you ... ? Do you drink milk? Yes, I do. / No, I don't.	PE: A healthy body Culture: Healthy activities for everyone Brighter learning: Make a diary of healthy activities for one week.	Reading: A poster Listening: Healthy activities Speaking: AB page 42 Writing: The mini book ⓘ
5 Why are animals amazing? Page 58	Wild animals Things wild animals do	Do they live ... ? They live / don't live ... Do they live in water? Yes, they do. / No, they don't. They live / don't live on land. Does it ... ? It ... / It doesn't ... Does it eat meat? Yes, it does. / No, it doesn't. It eats / doesn't eat grass.	Science: Camouflage Culture: Animals in the world around us Brighter learning: Draw and label the animals that make you feel happy.	Reading: An article Listening: Wild animals Speaking: AB page 52 Writing: The mini book ⓘ

6 What do we do at school?

Page 70

Vocabulary	Grammar	Cross-curricular, culture and SEL	Skills
School subjects Activities	<i>What are you doing? I'm doing ...</i> <i>What are you doing?</i> <i>I'm doing maths.</i> <i>What's he / she doing?</i> <i>He's / She's ... + -ing ...</i> <i>What's he / she doing in music?</i> <i>He's / She's singing a song.</i>	Maths: Numbers 1-100 Culture: How we communicate Brighter learning: Do a survey about languages for the noticeboard.	Reading: A noticeboard Listening: Communication Speaking: AB page 62 Writing: The mini book 📖

The Big Project 2

Page 82

A contract for a calm classroom **English in use:** *I think ... / I prefer ... I think this is a good idea.*

7 What's fun about being outdoors?

Page 84

Outdoor things Food	<i>Whose is this ... ? It's ... (possessive pronouns)</i> <i>Whose is this cap?</i> <i>It's mine / yours / his / hers / ours / theirs.</i> <i>Would you like a / some ... ?</i> <i>Would you like a drink?</i> <i>Would you like some cherries?</i> <i>Yes, please. / No, thank you.</i>	Geography: Weather around the world Culture: New experiences around the world Brighter learning: Draw and label a picture of a new experience for you.	Reading: A blog post Listening: New experiences Speaking: AB page 72 Writing: The mini book 📖
------------------------	--	---	--

8 What's great about making things?

Page 96

Crafts Arts and crafts materials	<i>Do you like making ... ? I like / don't like making ...</i> <i>Do you like making masks?</i> <i>Yes, I do. / No, I don't.</i> <i>I like / don't like making cards.</i> <i>Can you pass me that / those ... , please? Here you are.</i> <i>Can you pass me that glue / those scissors, please?</i> <i>Here you are.</i>	Science: Making colours Culture: Being creative Brighter learning: Plan a creative activity with a friend.	Reading: Instructions Listening: Outdoor crafts Speaking: AB page 82 Writing: The mini book 📖
-------------------------------------	---	---	--

The Big Project 3

Page 108

A picture timetable **English in use:** *How many ... ? / When ... ? How many art lessons are there?*

Exam Preparation

Cambridge English Qualifications Pre A1 Starters

Listening Part 1: Pages 19, 31, 110
Listening Part 2: Pages 95, 111
Listening Part 3: Page 57
Listening Part 4: Pages 43, 107
Speaking Part 1: Pages 31, 43, 107, 110
Speaking Part 2: Pages 19, 95
Speaking Part 3: Pages 69, 81
Speaking Part 4: Pages 57, 111

Reading and Writing Part 1: AB pages 25, 45
Reading and Writing Part 2: AB page 65
Reading and Writing Part 3: AB pages 15, 35, 75
Reading and Writing Part 4: AB pages 55, 97
Reading and Writing Part 5: AB pages 85, 98





Lesson 1 Vocabulary, functional language and song

1 Listen and point. Then listen and sing. 001

Can you see the children
At Sunny Lane School?
Can you remember who is who?

Point to Norman and Blue Clue.
Point to Leo, and Priti and Ted.

Point to Zara, and Finn too.
Point to Emily under Blue Clue.
Point to Chen and Rosie too.

Chorus

2 Listen and point. Then listen and repeat. 002

Sunny Lane Primary School



January  Zara	February  Finn	March  Leo	April
May  Chen	June  Rosie	July	August  Blue Clue
September  Ted	October  Norman	November  Priti	December  Emily

3 Listen and repeat. 003

4 Communicate Ask and answer.



What's your favourite time of year?

When's your birthday?

It's my birthday!

It's in September.



1 Listen and point. Then listen and repeat. 004



spring



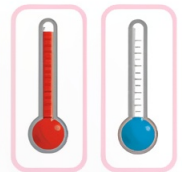
summer



autumn



winter



hot cold

2 Listen and sing. 005

1 Spring, summer, autumn, winter.
What's your favourite time of year?
Is it spring? Is it spring,
When the leaves appear?



2 Spring, summer, autumn, winter.
What's your favourite time of year?
Is it summer? Is it summer,
When it's hot and sunny here?



3 Spring, summer, autumn, winter.
What's your favourite time of year?
Is it autumn? Is it autumn,
When the birds fly away from here?



4 Spring, summer, autumn, winter.
What's your favourite time of year?
Is it winter? Is it winter,
When the days are cold and clear?



3 Think Look and write the seasons.






4 Listen and repeat. 006

What's your favourite time of year?

It's spring.

5 Communicate Ask and answer.

- 1 Listen and point to the letters. Then listen and repeat.  007
- 2 Listen and say the chant.  008
- 3 **Think**  Spell your name.

How do you spell your name?



A B   

C D   

E F G   

H I J   



K L M   

N O P   

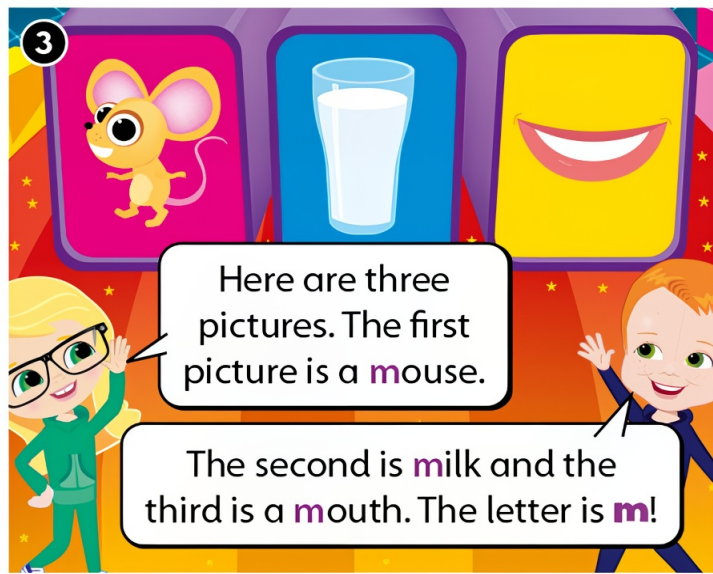
Q R S   

T U V   

W X Y and Z

- 4 **BEFORE YOU READ** Look at the story title and guess. What can you see in Alphabet Land?
- 5 Listen and read.  009
- 6 **AFTER YOU READ**  Watch the story. Complete the activities. **AB Page 4**





1

Why do we like birthdays ?



Felix's star idea
I like birthday cake!



Sing with Finn.



- 1 Look at the pictures with your teacher. Answer. What can you see?
- 2 **Video** ▶ Watch the star post video. Do you like Felix's birthday party?
- 3 **Video** ▶ Watch the star post video again. Which foods and drink can you see?



Play with Leo.






Learn with Rosie.



Read with José.



Find the donkey.

- 1 Listen and point.
Then listen and repeat.  010
- 2 Listen and point.
Then listen and sing.  011
- 3 **Think**  Say what you've got and what you haven't got.

Why do we like birthdays?



We like presents!

Finn

Happy Birthday! Happy Birthday!
Happy Birthday to you.
Here's a present, here's a present,
Here's a present for you.

Here's a balloon, a necklace and
a dress.

And what's this? Chocolate? Yes.

Chorus

This is his board game, his camera
and his jigsaw.

This is her umbrella, her watch
and her dinosaur.

Happy Birthday! Happy Birthday!
Happy Birthday to you.

Here's a present, here's a present,
Here's a present. Thank you.



- | | | | | |
|------------|----------|------------|--------------|--------------|
| 1 balloon | 2 dress | 3 necklace | 4 board game | 5 watch |
| 6 dinosaur | 7 camera | 8 umbrella | 9 jigsaw | 10 chocolate |

- 4 Put on the stickers. 

This is my umbrella.

Show your things to
your family and say.

