

OXFORD

Cheryl Palin Tamzin Thompson



# BRIGHTER IDEAS

CLASS BOOK

with Online Practice

1



# BRIGHTER IDEAS

CLASS BOOK

1








Cheryl Palin Tamzin Thompson

OXFORD  
UNIVERSITY PRESS




# Syllabus

	Vocabulary	Grammar	Cross-curricular, culture and SEL	Skills
<b>5</b> What's your name? Page 4	Numbers 1-10 and age Colours Days of the week (poster) Weather (poster)	Greetings and names <i>What's your name?</i> <i>How are you?</i> <i>How old are you?</i>		
<b>1</b> What can we see at school? Page 8	Classroom objects Stationery	<i>What's this? It's a ...</i> <i>What's this?</i> <i>It's a bag.</i> <i>I've got ... / I haven't got ...</i> <i>I've got a pen.</i> <i>I haven't got a ruler.</i>	PSHE: Feelings Culture: Schools around the world Brighter learning: Make a Thank you card for somebody at school	Reading: A magazine article Listening: Classroom objects Speaking: AB page 12 Writing: The mini book 
<b>2</b> What's interesting about families? Page 20	Family Adjectives	<i>Who's this? This is my ...</i> <i>Who's this?</i> <i>This is my mum.</i> <i>He's ... / She's ...</i> <i>He's short.</i> <i>She's tall.</i>	Science: Animal families Culture: Families around the world Brighter learning: Draw a picture of the people you love	Reading: A blog Listening: Families Speaking: AB page 22 Writing: The mini book 
<b>3</b> How do we have fun? Page 32	Toys Activities	<i>Have you got a ... ?</i> <i>Have you got a doll?</i> <i>Yes, I have. / No, I haven't.</i> <i>I can ... / I can't ... (ability)</i> <i>I can run.</i> <i>I can't rollerblade.</i>	PE: Exercises Culture: Toys around the world Brighter learning: Draw and write about your skills	Reading: A questionnaire Listening: Toys Speaking: AB page 32 Writing: The mini book 
<b>The Big Project 1</b> Page 44	A board game. English in use: Game phrases: <i>My turn! / Miss a turn!</i> Numbers 11-20			
<b>4</b> What do we like about animals? Page 46	Pets Farm animals	<i>I like ... / I don't like ...</i> <i>I like cats.</i> <i>I don't like dogs.</i> <i>They're ... and ...</i> <i>They're green and brown.</i>	Art: How to draw using simple shapes Culture: Pets around the world Brighter learning: Choose an animal and draw the feelings	Reading: A website Listening: Pets Speaking: AB page 42 Writing: The mini book 
<b>5</b> What do we eat? Page 58	Food and drink Fruit and vegetables	<i>What do you have for ... ?</i> <i>What do you have for lunch?</i> <i>I have pasta for lunch.</i> <i>Do you like ... ?</i> <i>Do you like bananas?</i> <i>Yes, I do. / No, I don't.</i>	Citizenship: Nutrition for all Culture: School lunch around the world Brighter learning: Make a food diary for one week	Reading: A recipe Listening: Lunch Speaking: AB page 52 Writing: The mini book 

## 6 How are people and animals different?

Page 70

Vocabulary	Grammar	Cross-curricular, culture and SEL	Skills
Body and face Abilities	<b>We / Plural nouns</b> <i>We've got eyes.</i> <i>Horses haven't got wings.</i> <b>Can you / they ... ? (ability)</b> <i>Can you / they swim?</i> <i>Yes, I / they can.</i> <i>No, I / they can't.</i>	<b>Science:</b> Hours animals sleep <b>Culture:</b> Animals around the world <b>Brighter learning:</b> How are you and your friend different?	<b>Reading:</b> A story <b>Listening:</b> Animals <b>Speaking:</b> AB page 62 <b>Writing:</b> The mini book 


## The Big Project 2

Page 82

An animal game. **English in use:** *Is this / it ... ? Is this a cat? Yes, it is. / No, it isn't.*


## 7 How are we different?

Page 84

Clothes Hair and face	<b>Present continuous</b> <i>What are you wearing?</i> <i>I'm wearing shorts.</i> <b>Has he / she got ... ?</b> <i>Has she got curly hair?</i> <i>No, she hasn't. She's got straight hair.</i>	<b>Science:</b> The human life cycle <b>Culture:</b> Clothes around the world <b>Brighter learning:</b> What do you like about you?	<b>Reading:</b> An email <b>Listening:</b> Clothes <b>Speaking:</b> AB page 72 <b>Writing:</b> The mini book 
--------------------------	---	---	---

## 8 What are our homes like?

Page 96

At home Rooms	<b>Prepositions of place</b> <i>Where's the book?</i> <i>It's in / on / under the bed.</i> <b>There's ... / There are ...</b> <i>There's a kitchen.</i> <i>There are two bathrooms.</i>	<b>History:</b> A Roman insula <b>Culture:</b> Homes around the world <b>Brighter learning:</b> What are you grateful for?	<b>Reading:</b> A poem <b>Listening:</b> Different homes <b>Speaking:</b> AB page 82 <b>Writing:</b> The mini book 
------------------	--	--	---

## The Big Project 3

Page 108

A bedroom collage. **English in use:** *So do I! / Me too! I like your collage. So do I!*

## Exam Preparation

### Cambridge English Qualifications Pre A1 Starters

Listening Part 1: Pages 95, 110  
Listening Part 3: Pages 31, 69, 111  
Listening Part 4: Pages 19, 43, 57, 107  
Speaking Part 1: Page 107  
Speaking Part 2: Pages 19, 43, 57, 95, 110  
Speaking Part 3: Page 81  
Speaking Part 4: Pages 31, 69, 111

Reading and Writing Part 1: AB Pages 15, 25, 35, 55, 65  
Reading and Writing Part 2: AB Pages 45, 75  
Reading and Writing Part 3: AB Page 97  
Reading and Writing Part 4: AB Pages 85, 98







# What's your name?



## Starter

### Lesson 1 Functional language and song



## Sunny Lane Primary School

- 1 Listen and point to the photos. 001
- 2 Listen and point. Then listen and sing. 002



Rosie



Chen



Priti



Finn

My name's Rosie.  
My name's Chen.  
My name's Priti.  
My name's Finn.  
What's your name?  
What's your name?  
And how are you today?

I'm fine, thank you.  
I'm fine, thank you.  
I'm fine, thank you.  
How are you today?

My name's Zara.  
My name's Leo.  
My name's Emily.  
My name's Ted.  
What's your name?  
What's your name?  
And how are you today?  
Chorus



Zara



Leo



Emily



Ted

- 3 Listen and repeat. 003

- 4 **Communicate** Ask and answer.



What's your name?



My name's Sam.



How are you?

I'm fine,  
thank you.






- 1 Listen and point to the numbers. Then listen and repeat.  004

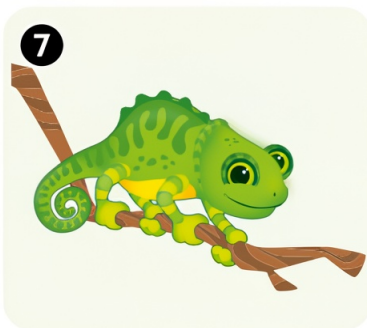
1 2 3 4 5 6 7 8 9 10

- 2 Match the pictures below with the children on page 4. Say the names.

- 3 Listen and point at pictures 1-10. Then listen and say the chant.  005



1, 2, 3, 4, 5,  
6, 7, 8, 9, 10!  
Emily, Zara, Leo,  
Rosie, Priti, Chen.  
1, 2, 3, 4, 5,  
6, 7, 8, 9, 10!  
Norman, Blue Clue, Finn  
and Ted.  
Say the chant again!



- 4 Listen and repeat.  006



How old are you?

- 5 **Communicate**  Ask and answer.



I'm six.



I'm seven.





- 1 **Think** Which colours do you know?
- 2 Listen and point.  
Then listen and repeat.  007
- 3 Listen and say the colour.  008



1 red



2 blue



3 green



4 yellow



5 pink



6 purple



7 orange



8 white



9 brown



10 black



My name's Blue Clue.





My name's Norman.



Colour Land



- 4 **BEFORE YOU READ** Look and answer. Which children are in the story?
- 5 Listen and read.  009
- 6 **AFTER YOU READ**  Watch the story. Complete the activities. **AB Page 4**







# 1

# What can we see at school?



**Ruby's star idea**

I can see the playground.



**Priti's idea**



**Classroom Land**



- 1 Look at the pictures with your teacher. Answer. What can you see?
- 2 **Video** ▶ Watch the star post video. Do you like Ruby's playground?
- 3 **Video** ▶ Watch the star post video again. What's pink and purple?



**Ted's idea**



**Leo's idea**



**Ini's idea**





- 1 Listen and point.  
Then listen and repeat.  010
- 2 Listen and point.  
Then listen and sing.  011
- 3 **Think**  Say what's in your classroom.

## What can we see at school?



I can see my  
classroom!



Priti

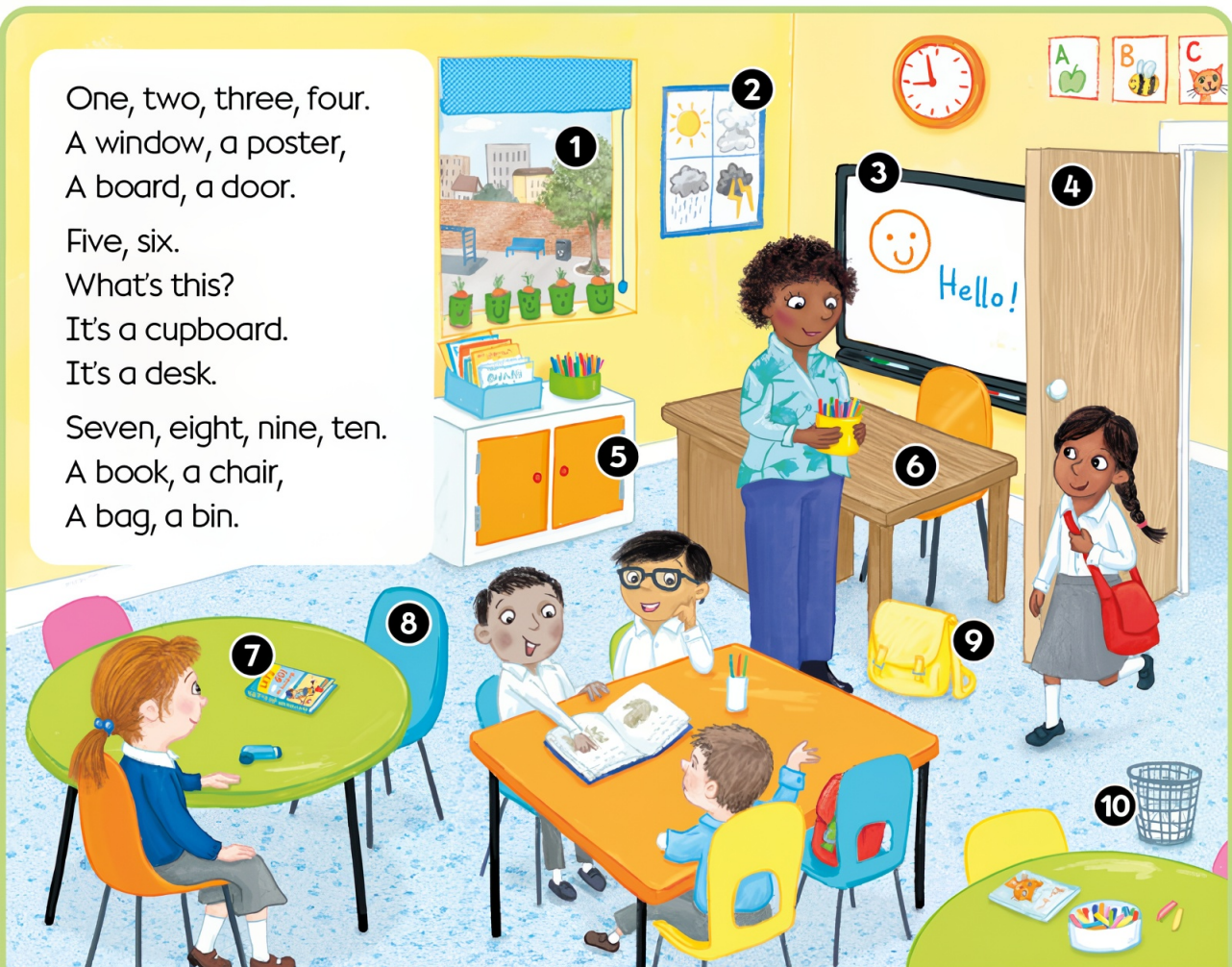
One, two, three, four.

A window, a poster,  
A board, a door.

Five, six.

What's this?  
It's a cupboard.  
It's a desk.

Seven, eight, nine, ten.  
A book, a chair,  
A bag, a bin.



1 window

2 poster

3 board

4 door

5 cupboard

6 desk

7 book

8 chair

9 bag

10 bin

- 4 Put on the stickers. **AB Page 7**

Door!



Find these things at home. Point  
and say the words to your family.

