

5



Teacher's Guide

Contents



Long Vowel e

4

bee, tree, peel, sheep
sea, tea, leaf, read



Long Vowel a

14

tail, rain, mail, snail
say, gray, tray, play



Review 1

22



Long Vowel i

26

lie, pie, tie, die
fly, cry, sky, dry



Long Vowel o

36

soap, boat, goat, road
blow, snow, crow, slow



Review 2 • Board Game 1

44

Reader 5, Story 1

48



Vowel oo

50

look, book, foot, cook
zoo, pool, moon, spoon



Diphthongs

60

oil, soil, coin, boil
toy, boy, enjoy, oyster



Review 3

68



Diphthongs

72

mouth, house, cloud, shout
owl, cow, brown, clown



R-Controlled Vowels

82

car, arm, party
singer, flower, teacher
horse, fork, short



Review 4 • Board Game 2

90

Reader 5, Story 2

94


Warm Up

Review any prior lessons by playing Hangman with previously learned target words. If meeting students for the first time, ask them what words they learned from their previous lessons and work together to spell them on the board.

Unit **1** Long Vowel **e**

● Listen and repeat. 03

Short e




e


bed

Long e

ee ea




bee




sea

● Listen and match. 04

1.




2.




Short e

Long e

3.




4.




● Trace and say.

1.



bee

2.



sea

Listen and Match

Play Track 04 and have students draw lines to the vowel sounds of the words that they hear. Use the DVD-ROM to display the correct answers.

Track 04

- 1. bed, bed
- 2. sea, sea
- 3. bee, bee
- 4. pet, pet

Listen and Repeat

- 1) Show students the DVD-ROM animation to introduce more *long e* words. Encourage students to repeat the sounds and words.
- 2) Practice the new words by using the teacher's flashcards. Ask and review the sounds of the letters and model how to blend the sounds into a word. Have students repeat. (This is a bee. This is the word *bee*. What sounds do these letters make? Say /ē/, *bee*.)
- 3) Have students listen to Track 05. Remind them to point to the target word in their books and glide their fingers along it as they read.

Track 05

/ē/, bee /ē/, tree /ē/, peel
 /ē/, sheep /ē/, sea /ē/, tea
 /ē/, leaf /ē/, read

Listen and repeat. 05

Listen and chant. 06



8 Unit 1

Listen and circle. 07

1. bee tea
2. sheep read
3. peel leaf
4. tree sea
5. tree leaf
6. sheep tea

9

Listen and Chant

Play Track 06 or the DVD-ROM chant animation. Play the chant again and have students chant along.

Track 06

T: /ē/, /ē/, /ē/	S: /ē/, /ē/, /ē/	T: /ē/, /ē/, /ē/	S: /ē/, /ē/, /ē/
T: bee, bee, tree	S: bee, bee, tree	T: sea, sea, tea	S: sea, sea, tea
T: peel, peel, sheep	S: peel, peel, sheep	T: leaf, leaf, read	S: leaf, leaf, read
T: bee, tree, peel, sheep	S: bee, tree, peel, sheep	T: sea, tea, leaf, read	S: sea, tea, leaf, read

Extra Idea Choose a target word from the chant. Have students hum or stay quiet when that word is spoken. Make the activity more fun and challenging by choosing two or more words.

Listen and Circle

Have students listen to Track 07. They should circle the word that they hear. Use the DVD-ROM to display the correct answers.

Track 07

1. bee, bee	2. read, read	3. peel, peel
4. sea, sea	5. leaf, leaf	6. sheep, sheep