

4

COME  
ON

Consonant Blends

Phonics



NE\_Build & Grow



# Contents



## L-Blends

6

clap, clam, clip  
glue, glove, glass  
plum, plate, plane



## L-Blends

14

black, blade, block  
flag, flute, flame  
sled, slip, slide



## Review 1

22



## R-Blends

24

bride, brick, brake  
crab, crack, crane  
drum, drag, dress



## R-Blends

32

frog, frame, front  
grape, grass, grill  
trip, trace, truck



## Review 2

40

## Board Game 1

42



## S-Blends

44

smile, smoke, smart  
snake, sniff, snack  
spin, spice, space



## S-Blends

52

ski, skate, skunk  
step, stone, stamp  
swan, swim, swing



## Review 3

60



## Digraphs

62

chin, chick, chess  
ship, shop, shell  
whale, white, wheel



## Digraphs

70

bench, lunch, branch  
fish, wash, brush  
king, long, bang



## Review 4

78

## Board Game 2


80

Word List

82

Sight Words

84

Materials (Game Sheet  and Flashcards )

85

# Unit Components

**1 L-Blends**

Listen and repeat.

L-Blends: **cl** **gl** **pl**

clap  
glue  
plum

Listen and circle.

1. cl gl pl

Listen and check.

1. cl gl pl

## Introduction 1

The target letter combinations and sounds are introduced, and students practice blending each one into a word. Engaging illustrations make the phonics words easy for children to understand.

## Practice 1

Students practice identifying the target sounds aurally.

## Introduction 2

More words containing the target letter combinations and sounds are introduced. Students practice saying the words in a fun and simple chant.

## Practice 2

Students practice recognizing the letter combinations as they hear them.

Listen and repeat.

clap clom clip  
glue glove glass  
plum plate plane

Listen and circle.

1. cl gl pl

2. cl gl

3. cl gl

4. pl cl

5. gl cl

6. pl gl

Listen and chant.


## Board Games

Use the included board games to provide a review of units 1–4 and 5–8 respectively. Students practice letter and word recognition through some friendly competition.




## Reader


Let students challenge themselves to read simple sentences with the included phonics reader. Two short stories review the words from units 1–4 and 5–8 respectively.





Choose and write.


cl gl pl


1.  glue

2.  am


3.  ate

4.  ove

5.  ap


6.  ane


Unscramble, write, and say.

1.  clip

2.  plum

3.  glue

4.  glove

5.  plate

6.  plane

### Practice 3

Students practice all the target sounds and words with exercises for letter and word recognition.

### Decodable Story

A decodable story with lively illustrations lets students begin reading words in sentences. In addition to reviewing phonics words, students are introduced to sight words.

### Activity

Students use what they have learned to complete or participate in a fun activity.

Listen and read along.

There is a plate.  
There is a glove.  
There is a glass.

A plum is on the plate.  
A clip is on the glove.  
Milk is in the glass.

Find, circle, and say.

clip glove glass plum  
glove glass plum

clip words there is on in

### DVD-ROM (E-Book)

Make lessons come alive with the *Come On, Phonics* e-book. The digital copy of the book includes audio material and animations to supplement the book's contents. Interactive games can be used for in-class or at-home practice.



Sounds



Words



Chants



Stories



Games

Listen and repeat.

03



L-Blends

cl

gl

pl



c + l → cl

c

l

ap



g + l → gl

g

l

ue



p + l → pl

p

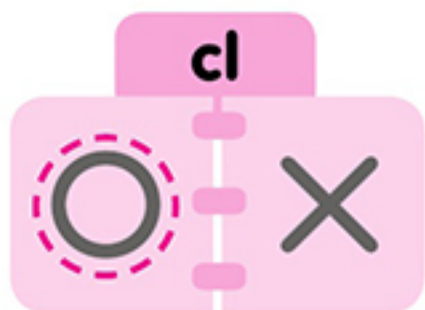
l

um



● Listen and circle. 

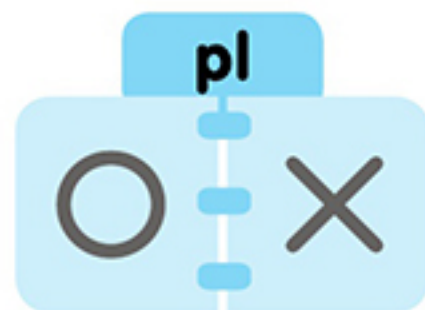
1.




2.




3.

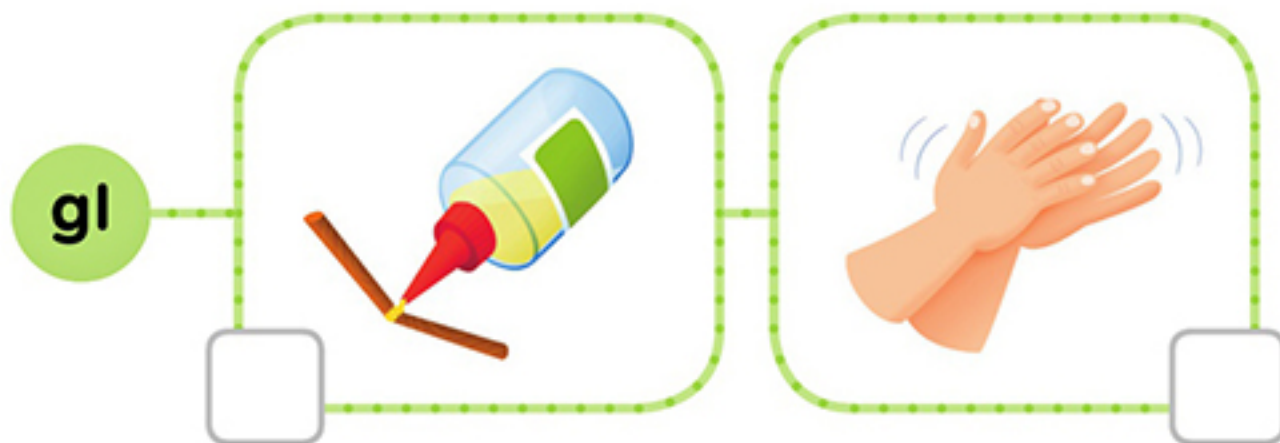


● Listen and check. 

1.



2.



3.

