

H. Q. Mitchell - Marileni Malkogianni

WORLD WATCHERS

Енглески језик
за 5.разред основне школе
пета година учења
Уџбеник



Student's Book


mm
publications

 DATASTATUS

H. Q. Mitchell - Marileni Malkogianni

WORLD WATCHERS

Енглески језик
за 5.разред основне школе
пета година учења
Уџбеник

1













































Student's Book

mm
publications

DATASTATUS

Contents

MODULES	VOCABULARY	STRUCTURES	FUNCTIONS
Hello page 4    	<ul style="list-style-type: none"> Greetings Alphabet Numbers 0-100 Days of the week Time Classroom objects Personal belongings Countries and nationalities Family Colours Classroom language 	<ul style="list-style-type: none"> The verb <i>be</i> Where... from? Articles: a/an Plurals (regular -s) This/that Imperative 	<ul style="list-style-type: none"> Introducing oneself and others Exchanging basic personal information Identifying objects and colours
1 page 11 All about Me!     	<ul style="list-style-type: none"> Personal belongings Pets Parts of the body Clothes and accessories Talents and abilities Physical appearance 	<ul style="list-style-type: none"> The verb <i>have got</i> These/those Plurals (regular/irregular) Possessive adjectives Possessive Case - Whose? The verb <i>can</i> (ability) 	<ul style="list-style-type: none"> Expressing possession Expressing ability Describing people and pets
2 page 23 Everyday Life     	<ul style="list-style-type: none"> Daily routines Jobs School subjects Sports Free-time activities Chores Hobbies 	<ul style="list-style-type: none"> Present Simple Prepositions of time Present Simple with Wh-questions Adverbs of frequency 	<ul style="list-style-type: none"> Discussing habitual actions and routines Expressing opinion Making and responding to suggestions
3 page 35 Home Sweet Home!     	<ul style="list-style-type: none"> Rooms and parts of a house Numbers over 100 Furniture and appliances Places in a town/city Ordinal numbers 	<ul style="list-style-type: none"> There is / There are Articles: a/an, the Prepositions of place Object personal pronouns The verb <i>can</i> (permission - requests) The verb <i>must</i> 	<ul style="list-style-type: none"> Asking for and giving permission Making and responding to a polite request Expressing obligation and prohibition Asking for and giving information about places Thanking and responding to thanks
4 page 47 Yummy Bites!      	<ul style="list-style-type: none"> Food and drink Quantity nouns 	<ul style="list-style-type: none"> Countable and uncountable nouns A(n), some Some - any How much...? / How many...? Much - many - a lot of / lots of - a few - a little 	<ul style="list-style-type: none"> Asking and answering about quantity Expressing preference Ordering and taking an order at a restaurant
5 page 59 Special Days      	<ul style="list-style-type: none"> Months Dates Weather Seasons Wild animals Celebrations Wishes 	<ul style="list-style-type: none"> <i>like/love/enjoy/hate</i> + -ing form Present Progressive Present Simple vs Present Progressive Adverbs of manner 	<ul style="list-style-type: none"> Expressing like and dislike Talking about current activities Distinguishing between habitual actions and current activities Wishing people well in different situations
6 page 71 Experiences!     	<ul style="list-style-type: none"> Adjectives describing feelings Types of films Years Places to go out 	<ul style="list-style-type: none"> Past Simple of the verb <i>be</i> There was / There were Past Simple Past Simple vs Present Simple Time expressions 	<ul style="list-style-type: none"> Talking about past events Asking and answering about prices and opening hours
7 page 83 Going Places        	<ul style="list-style-type: none"> Means of transport Camping equipment Adventure sports Geographical features 	<ul style="list-style-type: none"> Future <i>be going to</i> Present Progressive with future meaning Future <i>will</i> Comparative forms Superlative forms 	<ul style="list-style-type: none"> Discussing future events and plans Making predictions, on-the-spot decisions and promises Making comparisons Inviting and accepting/refusing an invitation

READING	LISTENING (PRONUNCIATION*)	SPEAKING	WRITING
	<ul style="list-style-type: none"> * The alphabet * Numbers 	<ul style="list-style-type: none"> • Pair work 	
<ul style="list-style-type: none"> • Comic strips • A short text 	<ul style="list-style-type: none"> • A conversation between two friends about their personal belongings • A conversation between two friends about clothes • A conversation between two people about a new friend * /s/, /z/, /ɪz/ (plural endings) * can/can't 	<ul style="list-style-type: none"> • Pair work • Guessing games • Group survey 	<ul style="list-style-type: none"> • A paragraph about one's best friend <p>Developing skills: Capital letters, punctuation</p>
<ul style="list-style-type: none"> • A short text • A comic strip • A magazine interview • An online poll 	<ul style="list-style-type: none"> • Three short conversations about school subjects • Three short monologues about household chores • A conversation between two friends about hobbies * /s/, /z/, /ɪz/ (third-person singular) 	<ul style="list-style-type: none"> • Pair work • Guessing game 	<ul style="list-style-type: none"> • A paragraph about one's favourite day of the week <p>Developing skills: Word order, Linking words (<i>and, but</i>)</p>
<ul style="list-style-type: none"> • A magazine article • Comic strips • Short notes and signs 	<ul style="list-style-type: none"> • Four short conversations at different places in a town • Four short conversations about people in various situations and places • A conversation between an assistant at a shopping centre and a customer * Silent letters 	<ul style="list-style-type: none"> • Game • Pair work • Presenting a poster • Role play 	<ul style="list-style-type: none"> • A description of one's house/flat <p>Developing skills: Describing a house/flat and listing things</p>
<ul style="list-style-type: none"> • Comic strips • A food quiz • A blog 	<ul style="list-style-type: none"> • A conversation between two friends about a healthy eating quiz • Three short conversations about food • A teenager ordering at a café * /g/, /dʒ/ 	<ul style="list-style-type: none"> • Memory game • Pair work • Group survey and presentation of results • Presenting one's writing • Role play 	<ul style="list-style-type: none"> • Three short paragraphs about one's eating habits <p>Developing skills: Avoiding repetition</p>
<ul style="list-style-type: none"> • A chat room • A video call on a smartphone • A comic strip • A magazine article 	<ul style="list-style-type: none"> • Three short conversations about parties • An interview between a presenter and an assistant at a wildlife park • A conversation between two friends who are buying greetings cards * /n/, /ŋ/ 	<ul style="list-style-type: none"> • Pair work • Group work • Memory game 	<ul style="list-style-type: none"> • An email to a friend about New Year's Day <p>Developing skills: Set phrases for letters and emails</p>
<ul style="list-style-type: none"> • Comic strips • An interview • A web page 	<ul style="list-style-type: none"> • A conversation between two friends about an unexpected event • Three short monologues about films • Four short conversations at places of entertainment * /t/, /d/, /ɪd/ (-ed endings) 	<ul style="list-style-type: none"> • Pair work • Role play 	<ul style="list-style-type: none"> • A paragraph about a day one spent around town <p>Developing skills: Linking words/phrases used to sequence events</p>
<ul style="list-style-type: none"> • Comic strips • A blog • A travel brochure 	<ul style="list-style-type: none"> • A telephone conversation between two friends about what to take on a camping trip • A conversation between two people at a water sports school • A telephone conversation between two friends about their summer holidays * /θ/, /ð/ 	<ul style="list-style-type: none"> • Pair work • Quiz • Role play 	<ul style="list-style-type: none"> • An email to a friend describing one's summer holiday and making an invitation <p>Developing skills: Using tenses</p>

Hello

1 WHAT'S YOUR NAME?

A. Listen, read and repeat.



note

Male: Mr + surname

Female: Miss/Mrs/Ms + surname

B. Talk in pairs.



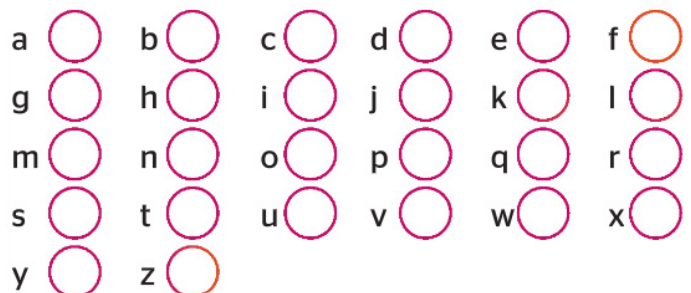

Hello! I'm... What's your name?

Hi! My name's... Nice to meet you.

Nice to meet you too.

2 THE ALPHABET

A. Listen and repeat. Then write the capital letters next to the lower-case letters.



B. Talk in pairs.



How do you spell your first name?

M - A - R - K.

How do you spell your surname?

C - O - double L - I - N - S.



3 NUMBERS

A.  Listen and repeat.



B. Talk in pairs.



*What's your phone number?
It's 7505 241 599.*



note

for telephone numbers:
0 = oh
99 = double nine

C.  Listen and repeat.

10	ten
11	eleven
12	twelve
13	thirteen
14	fourteen
15	fifteen
16	sixteen
17	seventeen
18	eighteen
19	nineteen
20	twenty
21	twenty-one
...	
30	thirty
...	
40	forty
...	
50	fifty
...	
60	sixty
...	
70	seventy
...	
80	eighty
...	
90	ninety
...	
100	a/one hundred

D. Talk in pairs.

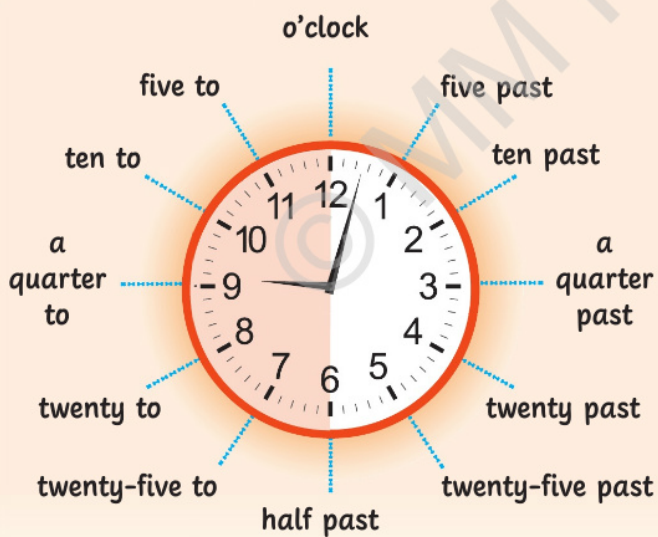


*How old are you?
I'm 12 (years old).*

- A. Put the days of the week in the correct order. Write 1-7. Then listen and check your answers.



- C. What's the time? Look at the clocks and complete the time. Then listen and check your answers.



note

12 p.m. = midday/noon
12 a.m. = midnight



1. It's five _____.

2. It's ten past _____.



3. It's a _____ past _____.

4. It's _____ ten.




5. It's a _____ to three.


6. It's _____ five.



5 GREETING AND SAYING GOODBYE

 Complete with the phrases in the box.
Then listen and check your answers.

Goodnight! Bye! Good afternoon!
Fine, thanks! Good morning!



- A. Label the picture with the words in the box. Then listen and check your answers.

door chair computer
teacher desk



- B. Look at the picture above, count and write.

Plurals

a chair → chairs

two bins

_____	_____
_____	_____
_____	_____
_____	_____

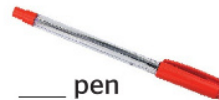
- C. Look at the pictures below and complete with a or an. Then listen and check your answers.

a / an

a pen
an umbrella



___ rubber



___ pen



___ bag



___ orange



___ book



___ pencil



___ sharpener



___ umbrella



___ apple



___ ruler



___ pencil case

- D. Look at the pictures below and complete the sentences with this or that. Then listen and check your answers.

This / That

A: What's this?
B: It's a ruler.



here

A: What's that?
B: It's a rubber.



there



1. _____ is a pen.



2. _____ is an umbrella.



3. A: What's _____?
B: It's a book.



4. A: What's _____?
B: It's a ruler.

7 WHERE ARE YOU FROM?

A. Listen and repeat.



Country	Nationality
Australia	Australian
Canada	Canadian
China	Chinese
France	French
Greece	Greek
Hungary	Hungarian
Italy	Italian
Mexico	Mexican
Peru	Peruvian
Poland	Polish
Spain	Spanish
UK	British
USA	American

B. Talk in pairs.



Where are you from?

I'm from Italy.

I'm Spanish. I live in Madrid.

note

- We say *Canada*, *Australia*, etc., but **the UK** and **the USA**.
- I live in + city/country.**
I live in London.
I live in the UK.

C. Complete the sentences with the correct form of the verb *be*.

The verb *be*

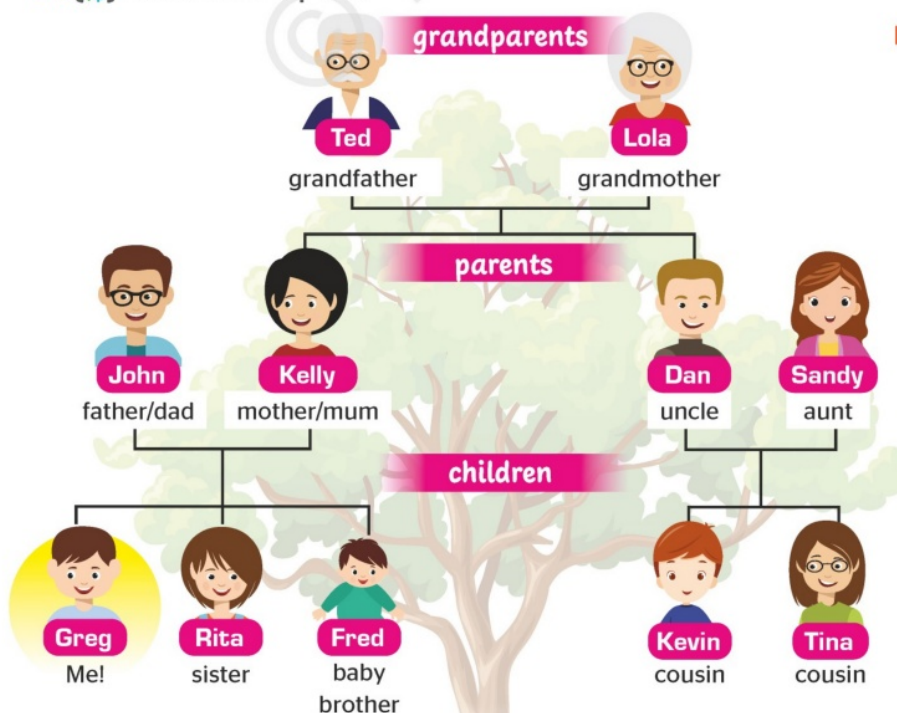
AFFIRMATIVE	NEGATIVE	QUESTIONS	SHORT ANSWERS	
I'm (= am)	I'm not (= am not)	Am I?	Yes, I am.	No, I'm not.
He's/She's/It's (= is)	He/She/It isn't (= is not)	Is he/she/it?	Yes, he/she/it is.	No, he/she/it isn't.
We're/You're/They're (= are)	We/You/They aren't (= are not)	Are we/you/they?	Yes, we/you/they are.	No, we/you/they aren't.

1. A: _____ Kelly from Italy?
B: No, she _____. She _____ from the UK.
2. A: Martina and Mateo _____ Mexican, right?
B: No, they _____. They _____ from Spain.

3. A: Where _____ you from?
B: I _____ from China.

8 FAMILY

A. Listen and repeat.



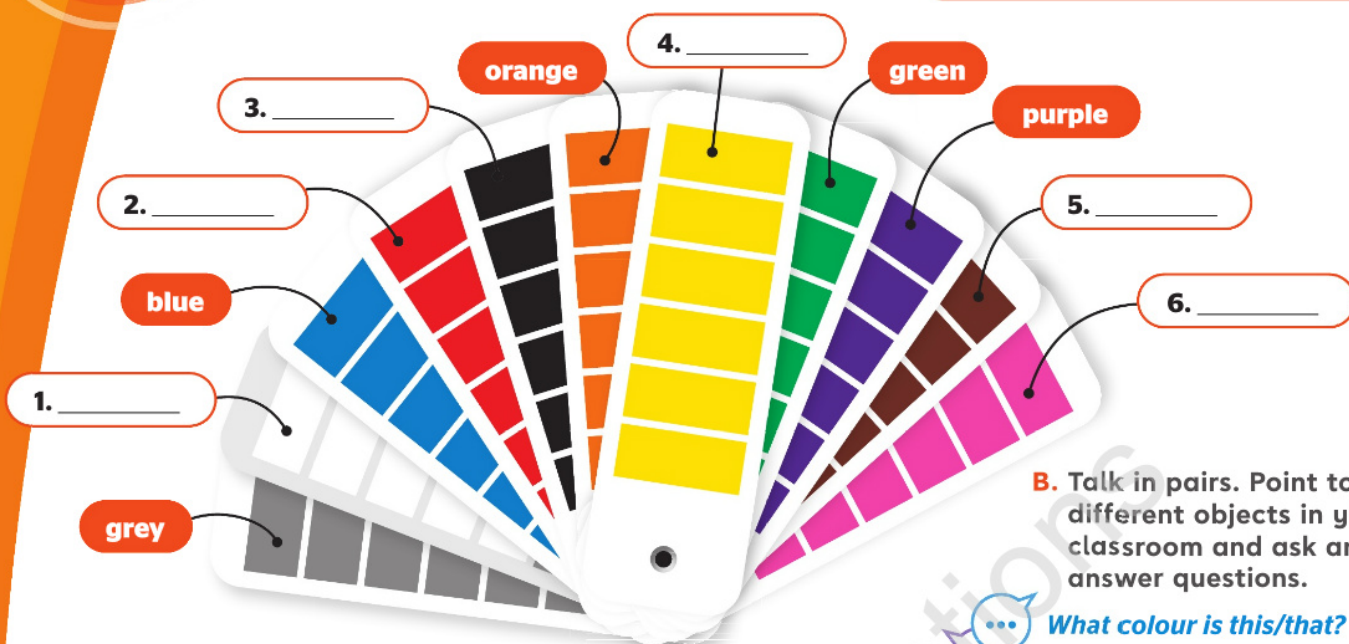
B. Complete the tables below with words from the family tree.

boy / man
grandfather

girl / woman
grandmother

A. Label the picture with the words in the box. Then listen and check your answers.

white black brown yellow
red pink




B. Talk in pairs. Point to different objects in your classroom and ask and answer questions.

What colour is this/that?

It's brown. / It's red and blue.

10 CLASSROOM LANGUAGE

A. Listen and number 1-10.



Talk in pairs. ☐



Look at the board. ☐



Write. ☐




Speak. ☐



Close your books. ☐




Open your books. ☐



Read the text. ☐



Listen. ☐



Stand up. ☐



Sit down. ☐

Imperative

Affirmative → Speak.

Negative → Don't speak.
(Don't = Do not)

B. Listen and repeat. How do you say these phrases in your language?



*I don't understand. What does this word mean?
It means...*

Can you repeat that, please?

Yes, of course.

How do you say 'amigo' in English?

Friend.



All about Me!



Welcome to Module 1

Discuss:

- What's your favourite gadget?
- What's your favourite item of clothing?
- Have you got a pet?
- Who's your best friend?



In this module you will learn...

- to talk about your possessions
- to talk about your clothes
- to talk about your talents and abilities
- to talk about pets
- to describe people's appearance
- to write about your best friend

1a

1 Vocabulary



Listen and repeat. Have you got any of these things?

smartphone



laptop



tablet



sunglasses



headphones



rollerblades



skateboard



e-scooter



smartwatch



game console



2 Read



Before you read the text, look at the pictures. They will help you understand what the text is about.

A. Look at the pictures. What is Betty looking for? Listen and find out. Then read.



Outside the youth club...

Betty: Lily, is that my tablet?

Lily: No, it isn't.

Betty: But I've got a purple tablet too, and it isn't in my bag.

Lily: Has Oliver got a purple tablet?

Betty: No, he hasn't.

Lily: Oliver's got your tablet... Look!



Betty: Oliver! My tablet!

Oliver: Oops! Erm... I haven't got my game console, and I like this game... Sorry, Betty!

Betty: It's OK...

Harry: Hey, look! It's Mrs Bing!

Betty: Wow! Is that an e-scooter?

Harry: Yes, it is!

Mrs Bing: Hello, kids! I've got special smartwatches! They're for you!

All: Cool!

B. Read the sentences and correct the mistakes.

1. Betty has got a purple laptop.

2. Harry's got the tablet.

3. Mrs Bing has got rollerblades.

4. Mrs Bing has got e-scooters for the kids.