


WonderSkills



Reading

Starter

3



Mc
Graw
Hill

WonderSkills

Reading



Starter

3



Mc
Graw
Hill

Introduction

Unit Opener

This section introduces the theme with a related picture to stimulate learners to think about what they will read and learn about.

UNIT 3
Theme: Looking at the Sky

Up in the Sky

Warm-up

- The birds fly in the _____
- They use their _____

Word Bank

- wings
- sky

Words to Know

A. Look, listen, and repeat.

- jet
- moon
- star
- round

Sight Words
these of

B. Look and circle.

- round moon
- star jet

Warm-up

This section presents model sentences that help learners relate the theme to their own experiences.

Words to Know

This section introduces key vocabulary and sight words from the text with additional practice to prepare learners for the subsequent reading text.

Reading Text

A variety of fiction and non-fiction texts with colorful illustrations and interesting text features is presented for learners to engage with the reading.

Up in the Sky

Look up! What do you see in the sky?
In the day, we see the sun. A **jet** flies up to the clouds.

At night, we see the **moon** and the **stars**.
The moon is big and **round**.
These stars make the shape of a big cup and a **small** cup.

Read Closer
What do we see in the day?

Read Closer


This section asks questions to help learners actively interact with the text and practice the skill of asking and answering as they read.

Comprehension Check

A. Read, look, and check.



B. Look, read, and circle.



22

Comprehension Check

This section provides a series of comprehension activities such as matching, circling, and answering questions to check and ensure learners' understanding of the text.

Sentence Practice

Match and say the sentences.



Retelling

Step 1 Read, look, and write.

In the day, we see the sun.

At night, we see the stars.

At night, we see the moon.

We see a jet fly up to the clouds.



Step 2 Retell the story.

23

Sentence Practice

This section highlights the main sentence structure of the text and offers examples for learners to practice its use.

Retelling

This section is designed for learners to demonstrate their understanding of the text by putting the events of the story in order and retelling it.

Table of Contents

From Here to There

The Big Idea Where can you go that is near and far?

Unit	Title	Genre	Skill	Page
1	Theme: On the Move Dad's New Job	Fiction	Key Details	6
2	Theme: Going on a Trip Zeb's Trip	Fiction	Key Details	12
3	Theme: Looking at the Sky Up in the Sky	Nonfiction	Key Details	18

How Things Change

The Big Idea How do things change?

Unit	Title	Genre	Skill	Page
4	Theme: Helping at Home How Can Jane Help?	Fiction	Key Details	24
5	Theme: People Together At the Park	Fiction	Key Details	30
6	Theme: Things from Trees Wood Is Good!	Nonfiction	Key Details	36



Thinking Outside the Box

The Big Idea How can new ideas help us?

Unit	Title	Genre	Skill	Page
7	Theme: Teamwork A Party for Luke!	Fiction	Key Details	42
8	Theme: Finding a Way Let's Make a Band!	Fiction	Key Details	48
9	Theme: Helping the Earth How Can We Help?	Nonfiction	Key Details	54

On the Land and in the Sky

The Big Idea How can we live together in our world?

Unit	Title	Genre	Skill	Page
10	Theme: Helping Each Other At Grandpa's Farm	Fiction	Key Details	60
11	Theme: Places in Nature Fun Places in Nature	Nonfiction	Key Details	66
12	Theme: Going into Space Jake's Dream	Fiction	Key Details	72



UNIT

1

Theme
On the Move

Dad's New Job



Warm-up

- This girl goes to .
- She goes on the .

Word Bank

bus
school

Words to Know

A. Look, listen, and repeat.  02

1



job

2



ship

3



van

4



airport

5



airplane

Sight Words
by an

B. Look and circle.

1



ship | airport


2



job | van


Dad's New Job

© 03



Dad has a new **job**
on a **ship**.

I put my things in a box.
I help Dad.



We put the boxes
in a **van**. We go to
the **airport** by bus.

Then we go on an **airplane**.
We go in a taxi to the ship.

It's nice here!



Read Closer

How do they go to the airport?

