


WonderSkills



Reading

Starter

1



Mc
Graw
Hill

WonderSkills

Reading

Starter



1



Mc
Graw
Hill

Introduction

Unit Opener

This section introduces the theme with a related picture to stimulate learners to think about what they will read and learn about.



UNIT 2 Fun Together!

Theme: Family Time

Warm-up

- The family is in the _____.
- They make _____ together.

Word Bank

- pizza
- kitchen

Words to Know

A. Look, listen, and repeat.

- pour
- mix
- bake
- clean
- eat

Sight Words

make a

B. Look and circle.

- mix | eat
- bake | pour

12 13

Warm-up

This section presents model sentences that help learners relate the theme to their own experiences.

Words to Know

This section introduces key vocabulary and sight words from the text with additional practice to prepare learners for the subsequent reading text.

Reading Text

A variety of fiction and non-fiction texts with colorful illustrations and interesting text features is presented for learners to engage with the reading.



Fun Together!

Let's make cupcakes!

Tim can **pour**. Jen can **mix**.
Mom and Tim can **bake** the cupcakes.

Dad and Max can **clean**.
Jen can **eat** a cupcake!
We can have fun!

Read Closer
Who can pour?

14 15

Read Closer

This section asks questions to help learners actively interact with the text and practice the skill of asking and answering as they read.

Comprehension Check

A. Read, look, and match.

1 pour

2 mix

3 bake



B. Read, look, and check.

1 Tim can pour.

2 Dad and Max can clean.

3 Jen can eat.



16

Comprehension Check

This section provides a series of comprehension activities such as matching, circling, and answering questions to check and ensure learners' understanding of the text.

Sentence Practice

Match and say the sentences.

1 I can

2 I can

3 We can



eat a cupcake.

pour.

have fun!

Retelling

Step 1 Read and number the story in order.



Jen can eat a cupcake!

Mom and Tim can bake the cupcakes.



Dad and Max can clean.

1 Tim can pour.



Step 2 Retell the story.

17

Sentence Practice

This section highlights the main sentence structure of the text and offers examples for learners to practice its use.

Retelling

This section is designed for learners to demonstrate their understanding of the text by putting the events of the story in order and retelling it.

Table of Contents

Getting Started


The Big Idea What do we need to learn?

Unit	Title	Genre	Skill	Page
1	Theme: Things I Can Do Look at Me!	Nonfiction	Key Details	6
2	Theme: Family Time Fun Together!	Fiction	Key Details	12
3	Theme: School Time At School	Fiction	Key Details	18

Taking a New Step

The Big Idea What can we learn when we try new things?

Unit	Title	Genre	Skill	Page
4	Theme: Making New Friends Play Time	Fiction	Key Details	24
5	Theme: We Can Move Look at Us!	Fiction	Key Details	30
6	Theme: Using Your Senses I Can See	Nonfiction	Key Details	36



Let's Explore


The Big Idea What can you find out when you explore?

Unit	Title	Genre	Skill	Page
7	Theme: Things We Use Pam and Mom	Fiction	Key Details	42
8	Theme: Shapes Around Us Food Shapes	Nonfiction	Key Details	48
9	Theme: World of Bugs Let's Look at Bugs!	Fiction	Key Details	54

Going Places

The Big Idea What can you learn by going to different places?

Unit	Title	Genre	Skill	Page
10	Theme: Rules with Pets Pets to Pat	Fiction	Key Details	60
11	Theme: Sounds Around Us Sounds in the Park	Fiction	Key Details	66
12	Theme: The Places We Go Can We Go?	Nonfiction	Key Details	72



UNIT

1

Theme
Things I Can Do

Look at Me!

Warm-up


- There are four .
- There are three .

Word Bank



girls
boys

Words to Know


A. Look, listen, and repeat.  02



B. Look and circle.



Look at Me!



I'm Ben.
Look! I can **draw**.


I'm Tania.
Look! I can **paint**.





I'm Susie.
Look! I can **dance**.

I'm Tommy.
Look! I can **walk**.



I'm Lexy.
Look! I can **jump**.

We can do many things!



Read Closer

Who can dance?



Comprehension Check

A. Read, look, and check.

1

paint



2

jump



3

draw



B. Look, read, and circle.

1



Tania can walk
paint.

2



Susie can draw
dance.

3



Tommy can walk
jump.