


WonderSkills



Reading

MASTER

2



Mc
Graw
Hill

WonderSkills



Reading

MASTER

2



Mc
Graw
Hill

Introduction

Unit Opener

This section introduces the theme with a related picture to stimulate learners to think about what they will read and learn about.

Essential Question

Each unit begins with a question that encourages relevant inquiry into the core unit content. Learners work to answer this question throughout the unit.

Build Background

This section helps students activate their background knowledge by answering questions. Learners will talk about the picture and relate the theme to their own experiences.

Reading Text

A variety of fiction and non-fiction texts with attractive illustrations and interesting text features is presented for learners to engage with the reading.

UNIT 1
Theme: Acts of Kindness

The Girl and the Chenoo

Essential Question
How can an act of kindness help another person?
Read about how a girl helps a monster change.

Build Background
Read and say what you think.
• How is the boy helping his little sister?
• How does it make him and his sister feel?
• What can you do to help your brother or sister?

Vocabulary

A. Look at the pictures and read the words.

ferocious	hail	snort	incredible
tame	trustworthy	flame	moan

B. Write the words next to the correct meanings.

- adj. can be relied on to be good and honest _____
- adj. very good or large that it is hard to believe _____
- adj. not wild; easy to control _____
- adj. very fierce or violent _____
- v. to blow air through your nose and make a loud sound to show you are not pleased about something _____
- v. to make a long, low sound because of pain or unhappiness _____
- n. the hot, bright gas that comes from a fire _____
- n. pieces of ice that fall like rain _____

C. Read and choose the correct words.

- I didn't like the picture I drew for art class, so I ripped it **up** / in.
- When she saw the mouse, she jumped onto the chair **in** / by fear.
- David tricked his brother **for** / into lending him twenty dollars.

Vocabulary

This section introduces key vocabularies with definitions and useful collocations from the text. This prepares learners for the subsequent reading text.

Genre: Folklore

The Girl and the Chenoo

The Chenoo was a **ferocious** monster that came to our village. Whenever he was hungry, his claws ripped up our crops. Fish jumped out of the water in fear when they saw him. When he howled, **hail** fell from the sky and damaged the village.

One day, my brothers and I were in the woods near our home. We saw the Chenoo's footprints and got ready to fight. But when we finally found the Chenoo, we stopped. The monster was hurt, and my sister was helping him!

My sister was very different from my brothers and me. She had a quiet and caring nature. She sewed our clothes, cared for us, and made our meals without complaint.

"Brothers," she whispered, "Grandfather Chenoo will join us for dinner."

My brothers and I were puzzled. Then we realized that my sister had tricked the Chenoo into thinking he was part of our family.

The Chenoo yawned. His hot breath blew ice off the branches. "Grandchildren, what are you making tonight?" he asked.

"Only a h-h-hare and a g-g-goose, G-g-grandfather," I said nervously.

The Chenoo **snorted** and disappeared into the woods for an hour. He returned with four large moose. We made a fire, and my sister prepared an **incredible** meal for all of us.

How long could my sister keep the monster **tame**? The Chenoo was not **trustworthy**, but somehow my sister's kindness was changing him.

One night, my sister said to the Chenoo, "Grandfather, we must return to our village."

The Chenoo nodded and walked up to the fire. He asked for more firewood. My sister added wood until **flames** shot up. He coughed and **moaned**.

"Grandfather, what's wrong?" asked my sister.

Once the smoke cleared, we saw that the Chenoo had become an old man. Bending over the fire, he coughed up a piece of ice. It was his icy heart!

The old man smiled as the ice melted. "Let's go home," he said.

This is how my people tell the story of the girl who melted the Chenoo's heart.

Make Connections
Talk about how the sister helped change the Chenoo's character.
ESSENTIAL QUESTION

Make Connections

This section helps learners connect the text to the Essential Question and expand their understanding of the text and the theme.

Reread Comprehension Check

A. Choose the correct answers.

- What is the story about?
 - It is about how fire can be used to melt a ferocious monster's icy heart.
 - It is about a young girl's kindness and how it helped a monster become a man.
 - It is about a girl and her brothers fighting with a man who became a monster.
- The brothers were surprised when they found their sister because
 - she was helping the wounded Chenoo.
 - she was cooking dinner for the Chenoo.
 - the Chenoo was going to capture her!
- How did the sister keep the Chenoo tame?
 - She acted like a ferocious monster to scare the Chenoo.
 - She cooked meals for the Chenoo so that he would need her.
 - She tricked the Chenoo into thinking he was part of her family.
- Who does *us* in the third paragraph refer to?
 - It refers to the brothers.
 - It refers to the brothers and the Chenoo.
 - It refers to the sister, the brothers, and the Chenoo.
- What can be inferred from the passage?
 - Children with warm hearts can change people.
 - Even an ice-cold heart can be melted by kindness.
 - Monsters are not scary if you have a brave heart.

B. Read and write T (True), F (False), or NG (Not Given).

- Hail fell from the sky when Chenoo howled. _____
- The Chenoo brought back a hare and a goose for dinner. _____
- The old man became the Chenoo because he was bad a long time ago. _____

C. Answer the questions.

- How did the sister care for her brothers? _____
- What did the brothers and sister see when the smoke cleared? _____

Reread Comprehension Strategy

Summarize
When you **summarize**, you retell the most important details in a story or a section of the story. This is a good way to help you understand what you read.

Use Text Evidence

Step 1
Reread the text. Underline the details that should be included in a summary.

The Chenoo was a ferocious monster that came to our village. Whenever he was hungry, his claws ripped up our crops. Fish jumped out of the water in fear when they saw him. When he howled, hail fell from the sky and damaged the village.

One day, my brothers and I were in the woods near our home. We saw the Chenoo's footprints and got ready to fight. But when we finally found the Chenoo, we stopped. The monster was hurt, and my sister was helping him!

Step 2
Reread the text in Step 1 and complete the summary.

The Chenoo was a monster that _____ the crops in a village and scared people. One day, the brothers found _____ and got ready to fight. But they were surprised to find that the Chenoo _____ and their sister _____.

Comprehension Strategy

This section teaches learners important reading strategies that help them become active and purposeful readers. These techniques are taught in the series:

- visualize
- summarize
- reread
- make predictions
- ask and answer questions

Comprehension Check

This section provides a series of comprehension questions such as multiple-choice, true or false, and open-ended questions that check and ensure learners' understanding of the text.

Reread Comprehension Skill

Sequence
The **sequence** tells the order of events in a story. Putting a story's events in sequence will help you understand the setting, the characters, and the plot.

Use Text Evidence
Reread the text. Look at the chart that shows the sequence of events.

One day, my brothers and I were in the woods near our home. We saw the Chenoo's footprints and got ready to fight. But when we finally found the Chenoo, we stopped. The monster was hurt, and my sister was helping him!

"Brothers," she whispered, "Grandfather Chenoo will join us for dinner." My brothers and I were puzzled. Then we realized that my sister had tricked the Chenoo into thinking he was part of our family.

Event 1	The brothers see the Chenoo's footprints and get ready to fight.
Event 2	The brothers find their sister helping the Chenoo who was hurt.
Event 3	The sister tricks the Chenoo to join them for dinner.

Your Turn
Reread the text. Complete the chart by putting the events in order.

The Chenoo asked for more firewood. My sister added wood until flames shot up. He coughed and moaned.

"Grandfather, what's wrong?" asked my sister.

Once the smoke cleared, we saw that the Chenoo had become an old man. Bending over the fire, he coughed up a piece of ice. It was his icy heart!

Event 1	
Event 2	
Event 3	
Event 4	

Summary
Fill in the blanks to complete the summary.

Join them for dinner	The Chenoo was a _____ that often came to a village and damaged it. One day, some brothers found their sister helping the Chenoo. The sister told the brothers that the Chenoo would _____.
had tricked	The brothers _____ but they realized that their sister _____ the Chenoo into thinking he was a family member. The Chenoo started to change because of the sister's kindness. When the sister made a fire, the Chenoo _____ his icy heart and _____ an old man.
coughed up	
ferocious monster	
turned into	
were puzzled	

Vocabulary Review

A. Complete the sentences with the correct words. Two words will not be used.

Word Bank	moaned	hove	ferocious
	started	hail	flames

- They tried to put out the fire, but the _____ only grew higher.
- The boy _____ in pain after falling down the stairs.
- She _____ when I said that I could carry the heavy box by myself.
- Circus animals are _____ and are used to being around people.

B. Circle the word that is closest in meaning to the underlined word.

- The ferocious crocodile attacked its prey at the waterhole. fierce / gentle
- My brother is very trustworthy and won't tell our secret. untrustworthy / reliable
- He told us an incredible story of a man who climbed to the summit of Everest. unbelievable / believable

Make Connections Talk about a time when you inspired a friend to do an act of kindness.

Summary

This section is designed for learners to demonstrate their understanding of the text by completing the summary with key phrases from the reading.

Vocabulary Review

This section has two parts:

- Activity A aims to provide learners with additional practice in different contexts to consolidate their knowledge of the vocabulary.
- Activity B tests learners' understanding of word forms, synonyms, and antonyms.

Comprehension Skill

This section teaches learners important skills that help them build a sustainable reading routine and become fluent readers. These techniques are taught in the series:

- main idea and key details
- point of view
- author's point of view
- theme
- compare and contrast
- sequence
- problem and solution
- cause and effect

Make Connections

This section helps learners connect the Essential Question, theme, and the text to their personal experiences.

Table of Contents

That's the Spirit!

The Big Idea How can you show community spirit?

Unit	Title	Genre	Strategy	Skill	Page
1	Theme: Acts of Kindness The Girl and the Chenoo	Folktale	Summarize	Sequence	6
2	Theme: Friendship The Bookers	Fantasy	Visualize	Theme	14
3	Theme: Helping the Community Remembering Hurricane Katrina	Narrative Nonfiction	Visualize	Point of View	22
4	Theme: Liberty and Justice Changing the World	Biography	Reread	Author's Point of View	30
5	Theme: Powerful Words Words for Change	Biography	Reread	Author's Point of View	38
6	Theme: Feeding the World Food for Thought	Expository Text	Reread	Author's Point of View	46


Imagine That!

The Big Idea What can we achieve with the power of the mind?

Unit	Title	Genre	Strategy	Skill	Page
7	Theme: Imagine the Future Masters of the Imagination	Narrative Nonfiction	Ask and Answer Questions	Main Idea and Key Details	54
8	Theme: Law and Order A World Without Rules	Narrative Nonfiction	Ask and Answer Questions	Cause and Effect	62
9	Theme: Negotiation Galaxy Governments	Fantasy	Make Predictions	Problem and Solution	70
10	Theme: Technology A Telephone Mix-Up	Historical Fiction	Make Predictions	Point of View	78
11	Theme: Night Sky Wonders of the Night Sky	Expository Text	Ask and Answer Questions	Cause and Effect	86
12	Theme: Achievements The Road to Success	Narrative Nonfiction	Ask and Answer Questions	Main Idea and Key Details	94



The Girl and the Chenoo



Essential Question

How can an act of kindness help another person?

Read about how a girl helps a monster change.

Build Background

Read and say what you think.

- How is the boy helping his little sister?
- How does it make him and his sister feel?
- What can you do to help your brother or sister?

Vocabulary

A. Look at the pictures and read the words. 02



ferocious



hail



snort



incredible



tame



trustworthy



flame



moan

B. Write the words next to the correct meanings.

1. *adj.* can be relied on to be good and honest _____
2. *adj.* very good or large that it is hard to believe _____
3. *adj.* not wild; easy to control _____
4. *adj.* very fierce or violent _____
5. *v.* to blow air through your nose and make a loud sound to show you are not pleased about something _____
6. *v.* to make a long, low sound because of pain or unhappiness _____
7. *n.* the hot, bright gas that comes from a fire _____
8. *n.* pieces of ice that fall like rain _____

C. Read and choose the correct words.

1. I didn't like the picture I drew for art class, so I ripped it **up / in** .
2. When she saw the mouse, she jumped onto the chair **in / by** fear.
3. Daniel tricked his brother **for / into** lending him twenty dollars.

The Girl and the Chenoo



The Chenoo was a **ferocious** monster that came to our village. Whenever he was hungry, his claws ripped up our crops. Fish jumped out of the water in fear when they saw him. When he howled, **hail** fell from the sky and damaged the village.

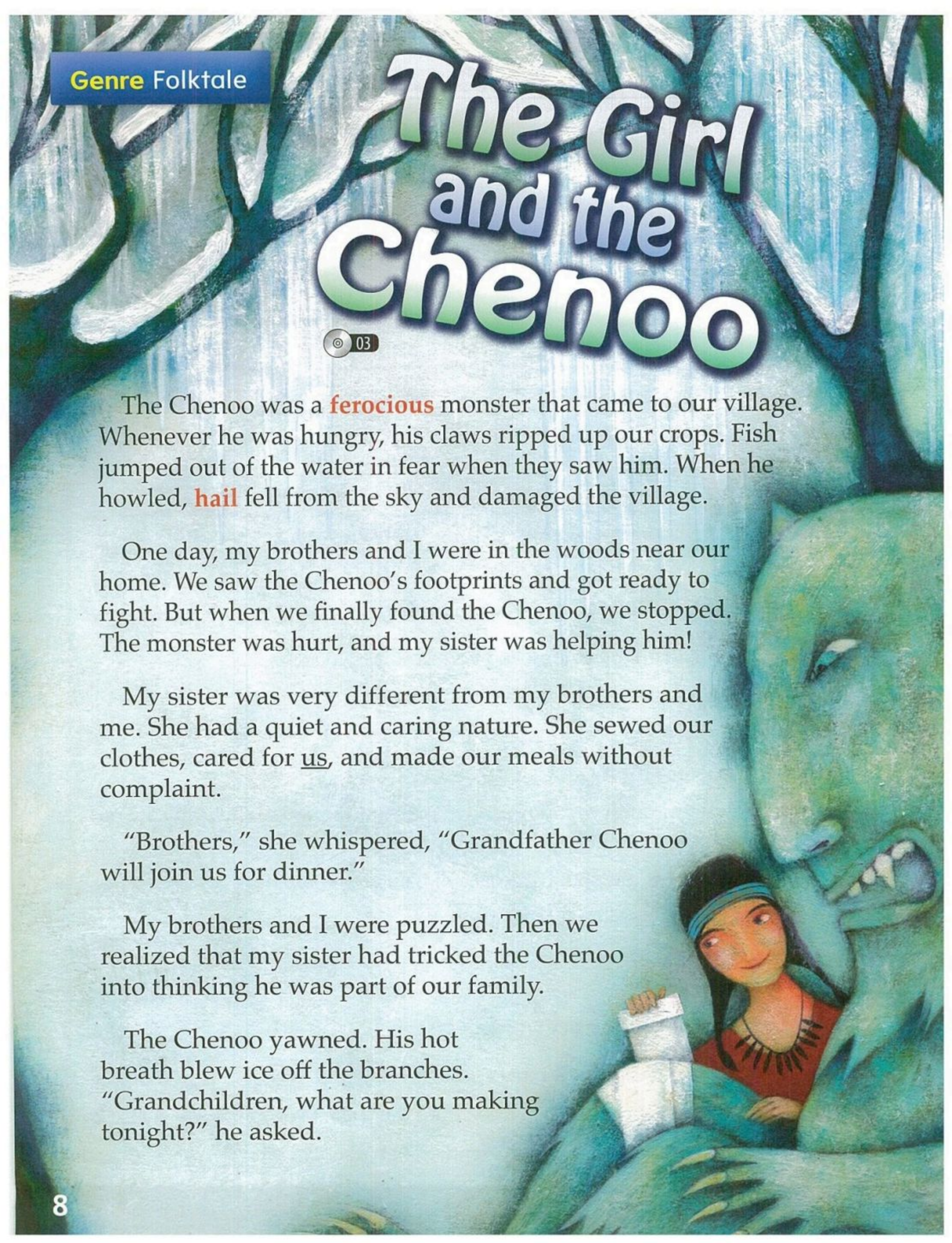
One day, my brothers and I were in the woods near our home. We saw the Chenoo's footprints and got ready to fight. But when we finally found the Chenoo, we stopped. The monster was hurt, and my sister was helping him!

My sister was very different from my brothers and me. She had a quiet and caring nature. She sewed our clothes, cared for us, and made our meals without complaint.

"Brothers," she whispered, "Grandfather Chenoo will join us for dinner."

My brothers and I were puzzled. Then we realized that my sister had tricked the Chenoo into thinking he was part of our family.

The Chenoo yawned. His hot breath blew ice off the branches. "Grandchildren, what are you making tonight?" he asked.



“Only a h-h-hare and a g-g-goose, G-g-grandfather,” I said nervously.

The Chenoo **snorted** and disappeared into the woods for an hour. He returned with four large moose. We made a fire, and my sister prepared an **incredible** meal for all of us.

How long could my sister keep the monster **tame**? The Chenoo was not **trustworthy**, but somehow my sister’s kindness was changing him.

One night, my sister said to the Chenoo, “Grandfather, we must return to our village.”

The Chenoo nodded and walked up to the fire. He asked for more firewood. My sister added wood until **flames** shot up. He coughed and **moaned**.

“Grandfather, what’s wrong?” asked my sister.

Once the smoke cleared, we saw that the Chenoo had become an old man. Bending over the fire, he coughed up a piece of ice. It was his icy heart!

The old man smiled as the ice melted. “Let’s go home,” he said.

This is how my people tell the story of the girl who melted the Chenoo’s heart.



Make Connections

Talk about how the sister helped change the Chenoo’s character.

ESSENTIAL QUESTION

A. Choose the correct answers.

1. What is the story about?
 - a. It is about how fire can be used to melt a ferocious monster's icy heart.
 - b. It is about a young girl's kindness and how it helped a monster become a man.
 - c. It is about a girl and her brothers fighting with a man who became a monster.
2. The brothers were surprised when they found their sister because _____.
 - a. she was helping the wounded Chenoo
 - b. she was cooking dinner for the Chenoo
 - c. the Chenoo was going to capture her
3. How did the sister keep the Chenoo tame?
 - a. She acted like a ferocious monster to scare the Chenoo.
 - b. She cooked meals for the Chenoo so that he would need her.
 - c. She tricked the Chenoo into thinking he was part of her family.
4. Who does us in the third paragraph refer to?
 - a. It refers to the brothers.
 - b. It refers to the brothers and the Chenoo.
 - c. It refers to the sister, the brothers, and the Chenoo.
5. What can be inferred from the passage?
 - a. Children with warm hearts can change people.
 - b. Even an ice-cold heart can be melted by kindness.
 - c. Monsters are not scary if you have a brave heart.

B. Read and write T (True), F (False), or NG (Not Given).

1. Hail fell from the sky when Chenoo howled. _____
2. The Chenoo brought back a hare and a goose for dinner. _____
3. The old man became the Chenoo because he was bad a long time ago. _____

C. Answer the questions.

1. How did the sister care for her brothers?

2. What did the brothers and sister see when the smoke cleared?

Summarize

When you **summarize**, you retell the most important details in a story or a section of the story. This is a good way to help you understand what you read.

Use Text Evidence

Step 1

Reread the text. Underline the details that should be included in a summary.

The Chenoo was a **ferocious** monster that came to our village. Whenever he was hungry, his claws ripped up our crops. Fish jumped out of the water in fear when they saw him. When he howled, **hail** fell from the sky and damaged the village.

One day, my brothers and I were in the woods near our home. We saw the Chenoo's footprints and got ready to fight. But when we finally found the Chenoo, we stopped. The monster was hurt, and my sister was helping him!



Step 2

Reread the text in Step 1 and complete the summary.

The Chenoo was a monster that _____ the crops in a village and scared people. One day, the brothers found _____ and got ready to fight. But they were surprised to find that the Chenoo _____, and their sister _____.