



WonderSkills


Reading 2

Basic



Mc
Graw
Hill

WonderSkills
Reading 2
Basic



Mc
Graw
Hill

Introduction

Unit Opener

This section introduces the theme with a related picture to stimulate learners to think about what they will read and learn about.

UNIT 2
Theme: What Time Is It?

Nate Is Late

I am learning about _____

Warm-up
The girl is learning about _____
• What are you learning about?

Word Bank
time numbers
words computers

Words to Know

A. Look, listen, and repeat. 🎧

wake up	take a bath	early
take a nap	hurry	late

B. Listen and number the words. 🎧

C. Look and circle.

1.	wake up	2.	take a nap
	hurry		take a bath
3.	late	4.	wake up
	wake up		take a bath

14 15

Warm-up

This section presents model sentences that help learners relate the theme to their own experiences.

Words to Know

This section introduces key vocabulary from the text with additional practice to prepare learners for the subsequent reading text.

Reading Text

A variety of fiction and non-fiction texts with colorful illustrations and interesting text features is presented for learners to engage with the reading.

Genre: Fantasy

Nate Is Late

Nate **wakes up** at eight o'clock. Today he's meeting his friends at 10:30 at the library.

Read Closer
What time does Nate leave home? Circle the answer in the picture.

Nate **takes a bath** with bubbles. He leaves home **early**.

16 17

Read Closer

This section asks questions to help learners actively interact with the text and practice the skill of asking and answering as they read.


Comprehension Check


A. Read, look, and circle.

1. Where is Nate going at 10:30?




2. What time does Nate wake up?



3. Who does Nate see on his way?



B. Read, look, and match.

1. Nate wakes up at eight o'clock.


2. Nate enjoys the story with his friends.


3. Nate takes a nap.


C. Read, circle, and write.

1. Nate _____ with bubbles.
 takes a nap / takes a bath

2. Nate leaves home _____
 late / early

3. Nate takes a nap. Then he _____ to the library.
 wakes up / hurries

20

Comprehension Check

This section provides a series of comprehension activities such as answering questions, matching, and fill-in-the-blanks to check and ensure learners' understanding of the text.

Comprehension Skill: Key Details

Complete the chart.

early hurries takes a bath takes a nap friends


Nate wakes up.	Nate _____	Nate leaves home _____	It's hot. Nate _____	Nate _____ to the library.	Nate enjoys the story with his _____
8:00	8:15	8:30	9:30	10:00	10:45

Retelling

Step 1 Number the pictures in the order of the story.

 leave home

 hurry

 take a nap

 wake up

Step 2 Retell the story.

21

Comprehension Skill

This section teaches learners important reading skills:

- main idea and key details
- character, setting, events
- sequence
- cause and effect
- problem and solution
- compare and contrast
- author's purpose

Retelling

This section is designed for learners to demonstrate their understanding of the text by putting the events of the story in order or by completing the summary with key words. Then, learners are asked to retell the story orally.

Table of Contents

Changes Over Time

The Big Idea What can happen over time?


Unit	Title	Genre	Skill	Page
1	Theme: We All Change Fly Away!	Realistic Fiction	Main Idea and Key Details	6
2	Theme: What Time Is It? Nate Is Late	Fantasy	Key Details	14
3	Theme: Watch It Grow! The Family Garden	Realistic Fiction	Sequence	22
4	Theme: Tales Over Time The Lost Mitten	Folktale	Cause and Effect	30
5	Theme: Now and Then Life at Home	Nonfiction	Compare and Contrast	38
6	Theme: From Farm to Table A Look at Breakfast	Nonfiction	Key Details	46



Animals Everywhere

The Big Idea What animals do you know about? What are they like?


Unit	Title	Genre	Skill	Page
7	Theme: Animal Movement Animals on the Go	Nonfiction	Main Idea and Key Details	54
8	Theme: Animal Bodies A Tale of a Tail	Folktale	Cause and Effect	62
9	Theme: Animals Together A Team of Fish	Nonfiction	Main Idea and Key Details	70
10	Theme: In the Wild Hungry Animals	Nonfiction	Main Idea and Key Details	78
11	Theme: Insects Bug Pals	Fantasy	Character, Setting, Events	86
12	Theme: Working with Animals Helper Dogs	Nonfiction	Main Idea and Key Details	94



UNIT 1

Theme
We All Change

Fly Away!



I grow and
get .

Warm-up


- This chick grows and gets .
- How do you grow and change?

Word Bank

taller bigger
smarter stronger

Words to Know

A. Look, listen, and repeat.  02



lay (eggs)



warm



beak



feather



leave



safe

B. Listen and number the words.  03

C. Look and match.


1.



3.



2.



4.



beak

safe

feather

warm

Fly Away!




A mother and a father bird make a nest.
The mother bird **lays** four eggs.
She keeps them **warm**.
A snake watches.



Read Closer

How does the mother bird stop the snake? Underline the answer.



The snake wants to eat the eggs.
The mother bird stops it with her **beak.**

One day, the baby birds come out of the eggs.
Their parents give them worms to eat.





Read Closer

What do the little birds grow? Circle the answer.

The little birds grow **feathers**.
They **leave** the nest.
Their parents keep them **safe**.
Soon the birds are big and strong.
It's time to fly away!

